

PORTLAND HOMELESS SHELTERS

Average Total Number of Individuals Residing in Shelters* per Night:

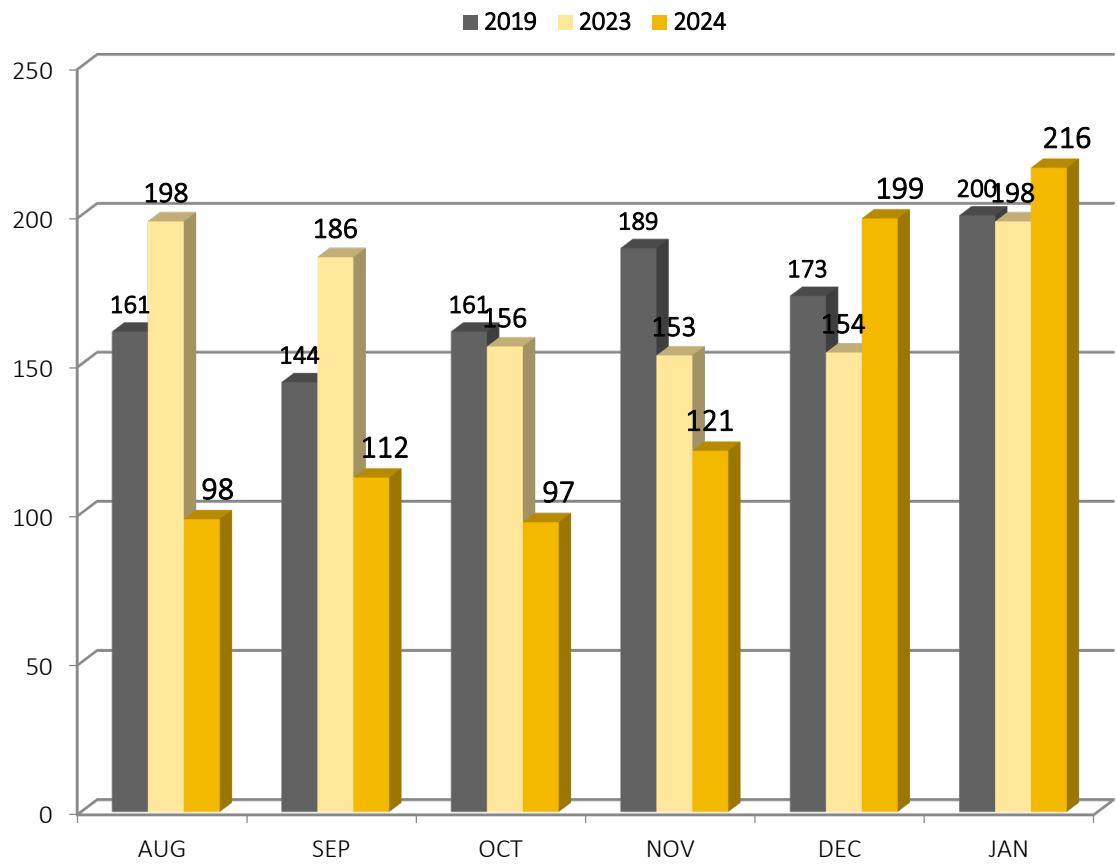
	January, 2023	January, 2024
ADOLESCENTS	15 Individuals	18 Individuals
FAMILIES	123 Individuals 46 Average Families	118 Individuals 38 Average Families
ADULTS	348 Individuals	352 Individuals
Total	486 Individuals	489 Individuals

HOMELESS SERVICES CENTER
JANUARY, 2024
Intakes by Residency

*Because people are entering the country in other communities then relocating here, what would be considered out of country intakes are captured as out of state.

MAINE TOWN								OUT-OF-STATE				*OUT-OF-COUNTRY	
Alfred	1	Gorham	3	South Portland	13			AR	1	OK	1		
Auburn	2	Gray	1	Standish	1			CA	1	VA	2		
Augusta	2	Lewiston	6	Warren	2			CO	1	VT	2		
Baldwin	1	Milo	2	Westbrook	9			FL	2	WV	1		
Bangor	2	Naples	2	Windham	6			ID	2				
Belfast	1	Parsonsfield	1	Yarmouth	1			MA	2				
Bethel	1	Raymond	1					NC	1				
Biddeford	7	Rumford	1					NE	1				
Bridgeton	1	Saco	3					NH	2				
Brunswick	1	Sanford	1					NY	4				
Buxton	4	Scarborough	4					OH	1				
MAINE TOWN:	81	OUT-OF-STATE:	24	OUT-OF-COUNTRY:			PORTLAND:	71	Unknown:	2	TOTAL:	178	

PORTLAND, CITY-WIDE JANUARY, 2024 SHELTER INTAKES BY MONTH

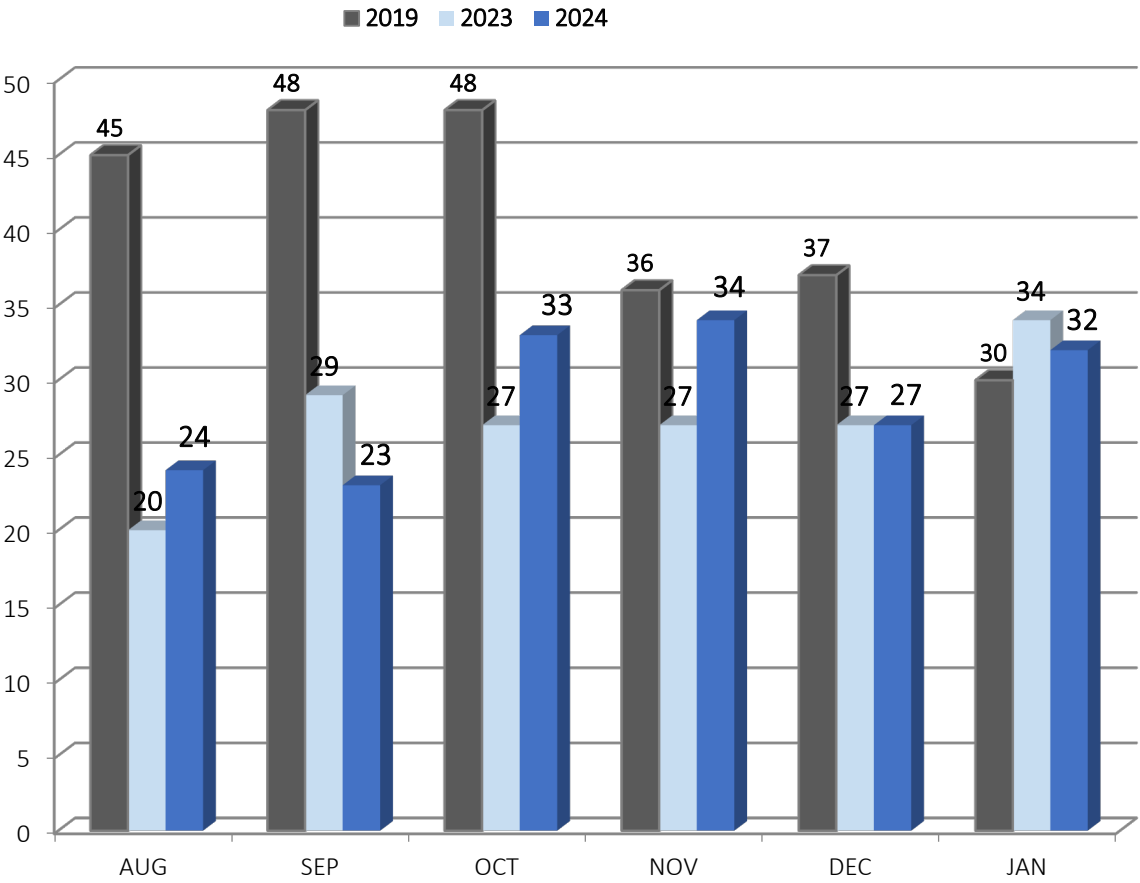


* NOTE: this and the next two slides compare the current year, last year, and the last year before the pandemic.

* * All new intakes were unsheltered.

	INTAKES	Pre-COVID Bed Capacity	Current Bed Capacity
Through These Doors	3 / 10	16	16+ at shelter and hotel overflow
Family Shelter	8 / 22	146	146
Joe Kreisler	5	24	24
Milestone	15	41	36
HSC (Men)	123	154 at OSS, 75 at PSRC overflow	208
HSC(Women)	55		
Florence House	3	25 at Shelter, 15 at Safe Haven	25 at Shelter, 15 at Safe Haven
Elena's Way**	4	NA	40
TOTAL	216	496	474+

PORTLAND, CITY-WIDE JANUARY, 2024 HOUSING PLACEMENTS BY MONTH



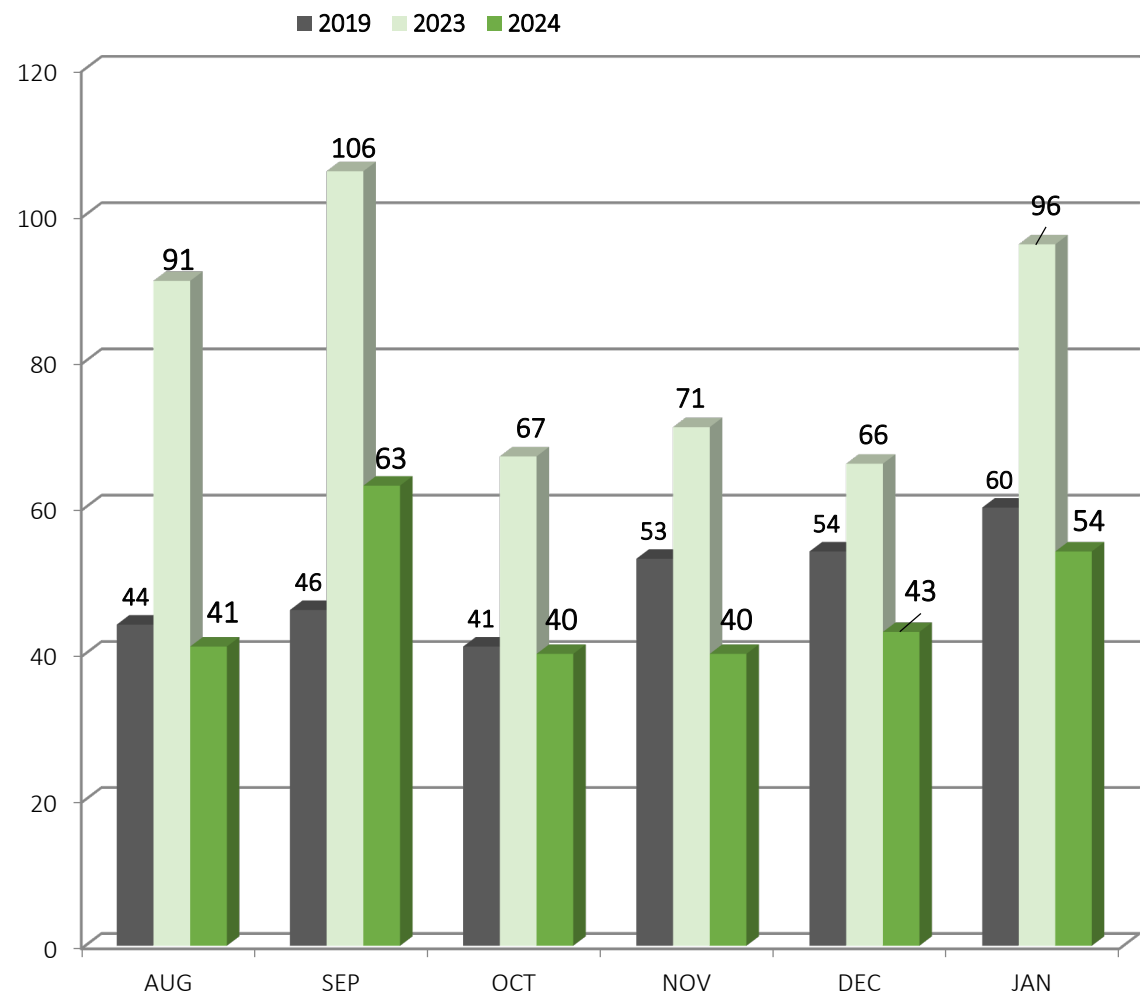
***Starting October, 2013, Oxford Street Shelter (replaced by HSC) shifted prioritization of housing placements to their 30 longest-term stayers.**

	TOTAL HOUSING PLACEMENTS	BED NIGHTS	TEMPORARY	PERMANENT
Through These Doors	3 / 7	212		3
Family Shelter	10 / 36	6818		10
Joe Kreisler	6	813	2	4
Milestone	0			
HSC (Men)	5	620		5
HSC (Women)	2	689		2
Florence House	4	1425		4
Elena's Way	2	372		2
TOTAL	32	10,949	2	30

PORTLAND, CITY-WIDE

JANUARY, 2024

1st TIME HOMELESSNESS STATISTICS (BASED ON SELF-REPORTING)



1 ST TIME HOMELESSNESS STATISTICS	All Intakes	1 st Time Homeless Intakes	% of the Shelter's Intakes	% of All Intake	% of Portland First Time Homeless Intakes
Through These Doors	3 / 10	0	-	-	-
Family Shelter	8 / 22	8 / 22	100%	4%	15%
Joe Kreisler	5	4	80%	2%	7%
Milestone	15	9	60%	4%	17%
HSC (Men)	123	27	22%	13%	50%
HSC (Women)	55	6	11%	3%	11%
Florence House	3	0	-	-	-
Elena's Way	4	0	-	-	-
TOTAL	216	54		25%	100%

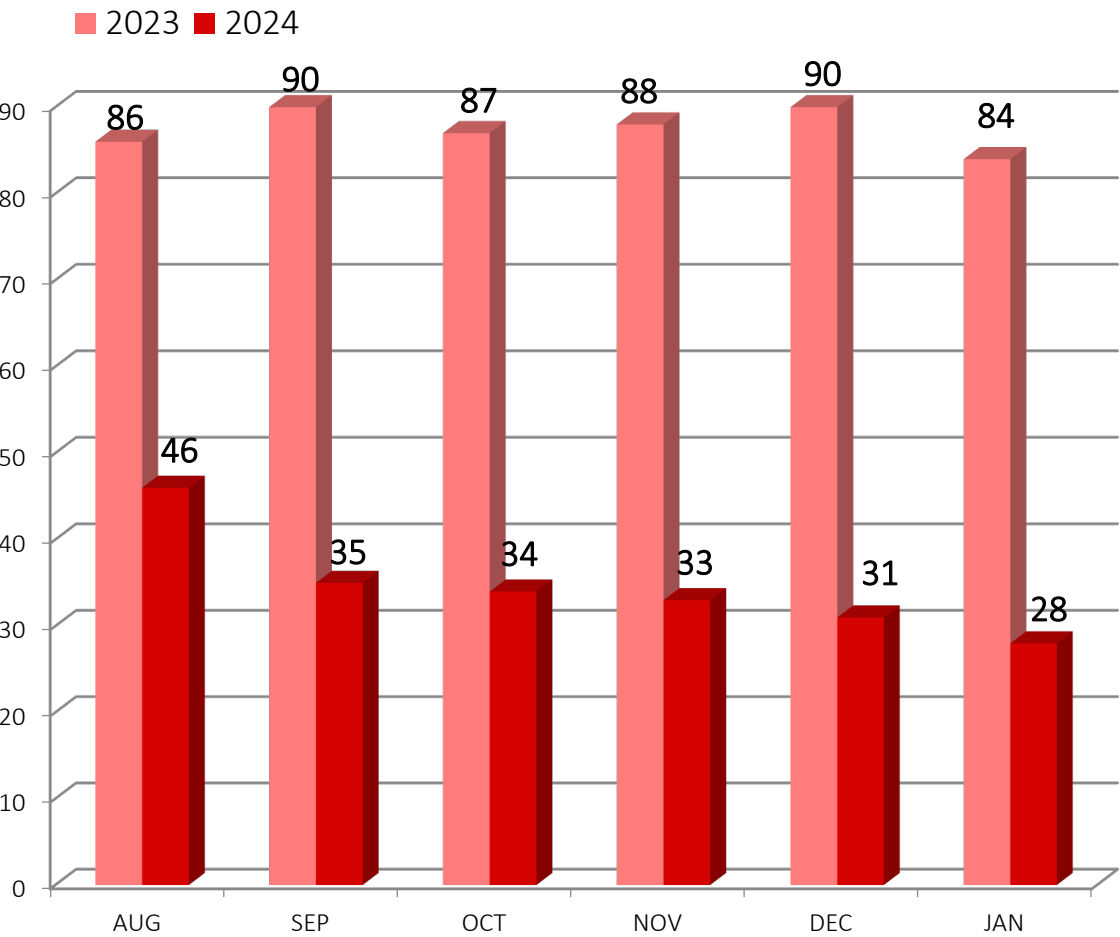
PORTLAND, CITY-WIDE

JANUARY, 2024

CTOs FROM SHELTER

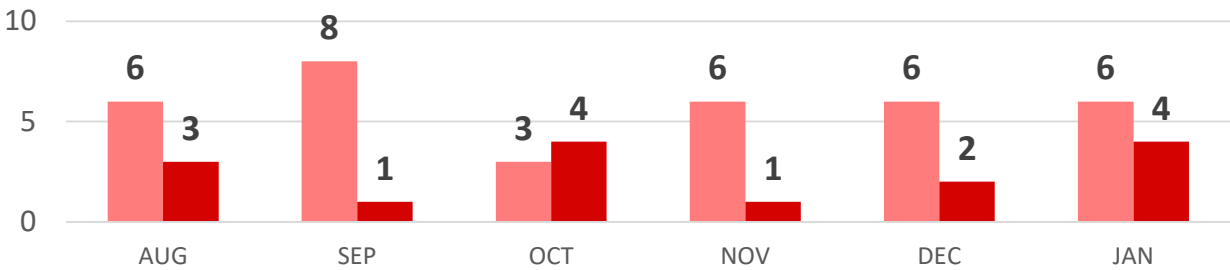
*CTOs from the former Oxford Street Shelter carried over as restrictions with the same end date as the CTOs issued for the OSS shelter address and are included in this number. Anyone restricted from the HSC can ask to speak to management to request lifting the restriction.

Total Current Criminal Trespass Orders



CTO STATISTICS	CTOs in the Month	Medical Restrictions in Month	Current CTOs
Family Shelter	0		0
Joe Kreisler	0		3
Milestone	2		10
HSC*	0		12
Florence House	2		3
Elena’s Way	0		0
TOTAL	4		28

CTOs Issued in the Month



PORTLAND, CITY-WIDE
JANUARY, 2024
HOUSING PLACEMENTS BY TYPE

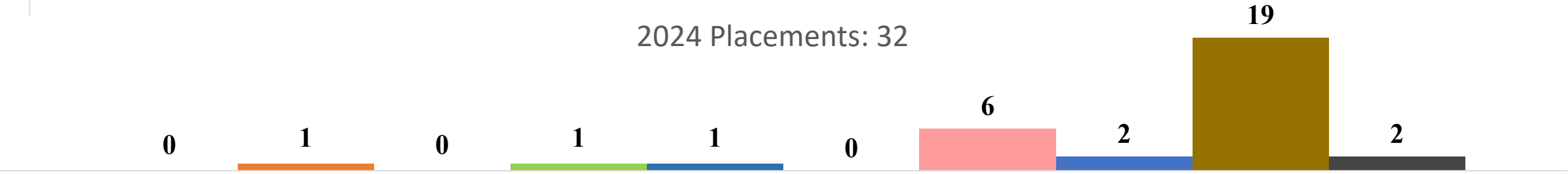
	S+C	BRAP	Recovery Home	Housing Project/PSH	STEP	Family Reunification	Sect. 8/ HCV	OTHER*	GA	No Subsidy
Through These Doors					1		1			1
Family Shelter									10	
Joe Kreisler								2	4	
Milestone										
HSC (Men)		1		1					3	
HSC (Women)							1		1	
Florence House							3		1	
Elena’s Way							1			1
TOTAL		1		1	1		6	2	19	2

* Host Home

Distribution of Placements in the Month: 32



2024 Placements: 32



PORTLAND, CITY-WIDE JANUARY, 2024 SHELTER COUNT BY NIGHT

On January: 23

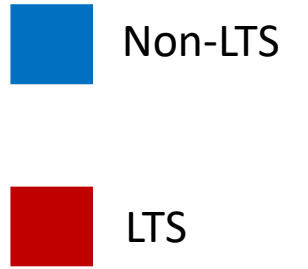
514 individuals

(including families)

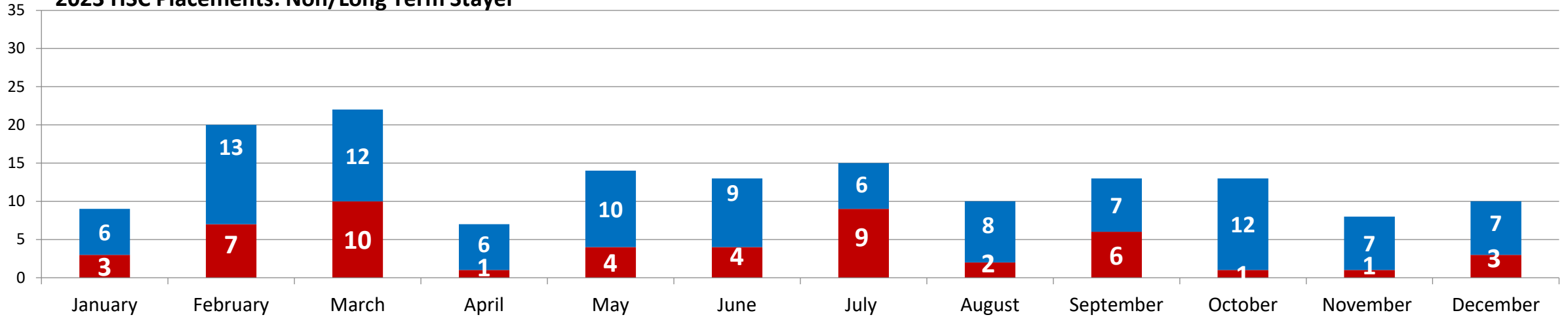
were utilizing shelter services in
Portland

Calendar Day	Through These Doors	Family Shelter	Florence House	Joe Kreisler	Milestone	HSC Beds	FS WC	Elena's Way	Total Bed Nights
1	16	106	39	18	37	182	2	40	440
2	16	106	42	18	34	206	2	40	464
3	16	106	42	18	36	216	2	40	476
4	16	106	41	18	28	217	2	40	468
5	16	108	40	19	32	230	2	40	487
6	16	108	39	18	25	240	2	40	488
7	16	108	40	18	25	230	2	40	479
8	16	108	40	20	29	242	2	40	497
9	16	112	41	19	30	245	2	39	504
10	16	107	41	20	30	246	2	39	501
11	16	110	40	21	33	251	2	39	512
12	16	100	36	20	34	245	0	39	490
13	16	100	38	16	35	243	0	39	487
14	16	97	39	17	37	244	0	39	489
15	16	97	38	18	35	244	0	39	487
16	16	98	38	19	36	248	0	39	494
17	16	93	40	21	36	251	0	40	497
18	16	98	38	20	35	250	0	40	497
19	16	98	40	17	37	246	0	40	494
20	16	96	40	20	31	243	0	40	486
21	16	96	39	19	31	239	0	40	480
22	16	96	38	18	36	247	4	39	494
23	16	96	38	21	37	262	4	40	514
24	16	92	38	20	37	261	4	40	508
25	17	92	37	19	36	260	7	40	508
26	17	92	35	17	33	255	7	40	496
27	17	92	32	15	33	244	7	40	480
28	17	92	36	15	36	241	7	40	484
29	17	92	37	17	34	234	7	40	478
30	17	92	34	17	34	250	7	40	491
31	17	92	32	18	34	242	7	40	482
Total	503	3,086	1,188	571	1,036	7,454	83	1,231	15,152
Avg/night	16	100	38	18	33	240	3	40	489
Highest	17	112	42	21	37	262	7	40	514
Lowest	16	92	32	15	25	182	0	39	440

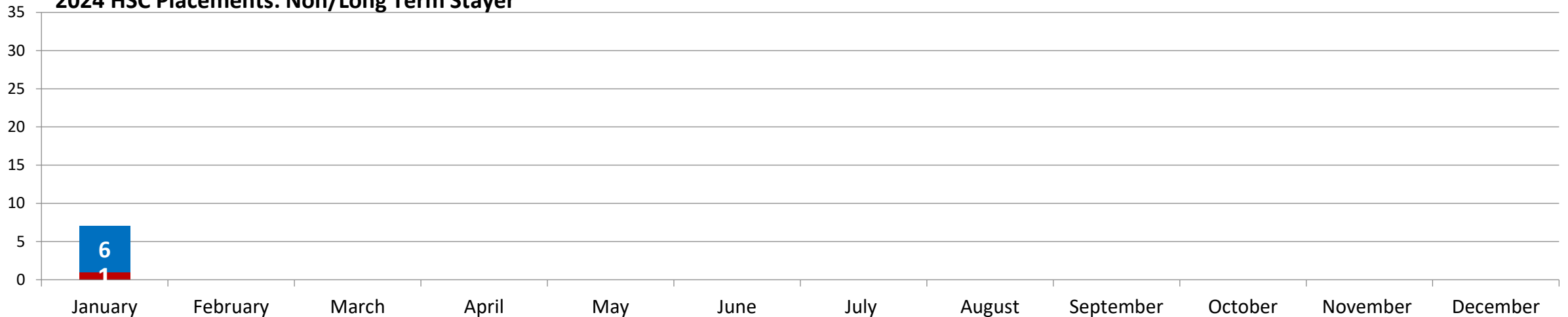
HOMELESS SERVICES CENTER & COMMUNITY OVERFLOW HOUSING PLACEMENT DATA



2023 HSC Placements: Non/Long Term Stayer



2024 HSC Placements: Non/Long Term Stayer



HOMELESS SERVICES CENTER
PERMANENT AND TRANSITIONAL
2024 HOUSING PLACEMENT DATA

[illegible]

■ 2024

[illegible]