

## Planting Information:

Requirements for plants:


- Plants should have a maximum mature height of 2.5 feet.
- Give trees and plants breathing room - don't place plants up against the trunks of street trees!
- The maximum continuous length of a planted area is 20 feet with at least 4 foot wide breaks, to maintain access between the sidewalk and the road.
- No invasive plants. Refer to Massachusetts Prohibited Plant List for details:  
<https://www.mass.gov/service-details/massachusetts-prohibited-plant-list>

If you want to plant or prune a Town tree, see the Tree Planting brochure and/or email the Tree Warden.

## Maintaining Your Planting Strip:

Like any garden, your planting strip will need tending. As the adjacent property owner it is your responsibility to maintain this area.

- Plants will need regular watering for two to three gardening seasons (spring-fall) until their root systems are established as well as during periods of drought.
- Weed, mow, mulch and replace dead plants as needed to help your planting strip look even better!
- Don't prune the trees - we are here to help with that! Contact the Tree Warden if you feel your tree needs to be pruned.
- Protect: ask the Tree Warden about using appropriate fencing to protect your plants.
- Fertilize only as needed with an organic, slow release fertilizer and use compost where possible. Do not let fertilizer run off the planting strip into the street. Excess fertilizer can go in the storm drain and become a pollutant.



### City of Watertown

Department of Public Works 124

Orchard Street

Watertown, MA 02472

(617) 972-6420

### Tree Warden:


Michael Micieli

[mmicieli@watertown-ma.gov](mailto:mmicieli@watertown-ma.gov)

### DPW Highway Supervisor:

Ed Baptista

[Ebaptista@watertown-ma.gov](mailto:Ebaptista@watertown-ma.gov)



## Watertown's guide to The Planting Strip



### Green Streets Create Great Communities!

The planting strip provides opportunity to create a green, vibrant community while helping out the surrounding environment! Not only will a green planting strip improve the visual appearance of the streetscape but it can help soak up and filter water and provide food for local pollinators!

### So you want to plant your planting strip? Great!.. Things to know:

- No Permit is required
- Resident pays for and maintains plants
- Ask the City to check for utilities



Watertown's

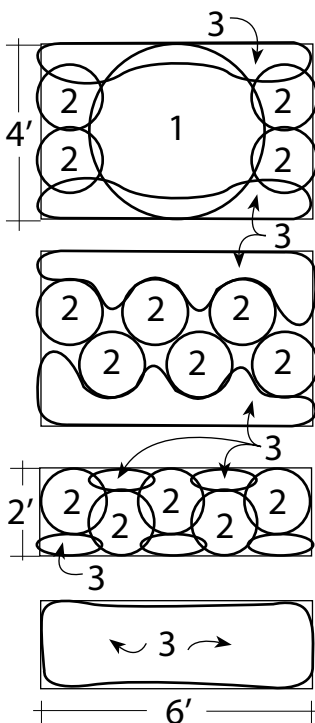
# Suggested Plants for Your Planting Strip

## Plant Types and Layout:

**1 Larger/Structural plants:** These plants would typically be taller than the rest, though no more than 2.5' tall. Their structural qualities would be more likely to have winter interest.

**2 Medium-sized plants:** Filler plants with variation of seasonal interest would make up the bulk of the planting area.

**3 Groundcovers:** Low growing plants are meant to cover the area and grow under other plants. They cover bare soil and provide weed control and help with moisture and soil retention. These can be used for easy maintenance.



Each of the above types of plants can be any of the following:

- W** Woody plant (deciduous or evergreen shrubs)
- F** Perennial\* flower
- G** Perennial\* grass
- N** Native to the Eastern U.S.

\* The term perennial means the plant will die back in the fall and start growing again in the spring.

## Pollinator

- 1** **N F** *Baptisia australis* Decadence® hybrids (Blue False Indigo)
- 2** **N F** *Echinacea purpurea* (Purple Coneflower)  
**N F** *Asclepias tuberosa* (Butterfly Weed)  
**N F** *Liatris spicata* (Blazing Star)  
**N F** *Penstemon digitalis* (Beardtongue)  
**N F** *Rudbeckia hirta* (Black-Eyed Susan)
- 3** **N W** *Hypericum calycinum* (St. John's Wort)  
**N F** *Solidago sphacelata* 'Golden Fleece' (Autumn Goldenrod)

## Shade Tolerant

- 1** **N F** *Pycnanthemum muticum* (Short-toothed Mountain Mint)  
**N G** *Chasmanthium latifolium* (Northern Sea Oats)
- 2** **N G** *Deschampsia cespitosa* (Tufted Hairgrass)  
**F** *Calamintha nepeta* (Lesser Calamint)
- 3** **N W** *Arctostaphylos uva-ursi* (Bearberry)  
**N G** *Carex appalachia* (Appalachian Sedge)  
**N F** *Geranium maculatum* (Wild Geranium)  
**N F** *Geum fragarioides* (Barren Strawberry)

## Simple Sun

- 1** **N W** *Rhus aromatica* 'Gro-Low' (Fragrant Sumac)  
**N G** *Panicum virgatum* 'Cape Breeze' (Switchgrass)
- 2** **N F** *Iris versicolor* (Blue Flag Iris)  
**N F** *Monarda didyma* (Bee Balm)  
**F** *Amsonia species* (Blue Star)
- 3** **G** *Juncus tenuis* (Poverty Rush)  
**W** *Cotoneaster dammeri* 'Coral Beauty' (Bearberry Cotoneaster)  
**N F** *Oenothera fruticosa* (Sundrops)

## What Homeowners Cannot Do:

- Install irrigation in the planting strip.
- Plant or prune a Citytree on their own. (Email the Tree Warden - we are here to help!)
- Install curbing, hardscaping, or objects in the Right-of-Way without getting a permit from the Town.

## Remember:

- It is TCity property, but the homeowner plays an important role in the up keep. The Town cannot replace damaged plants due to snow removal or people parking on the planting strip so please take the necessary precautions when choosing what to do with your planting strip.
- Communicate with DPW to report damage or concerns you have. Contact information is on the back of this brochure.

