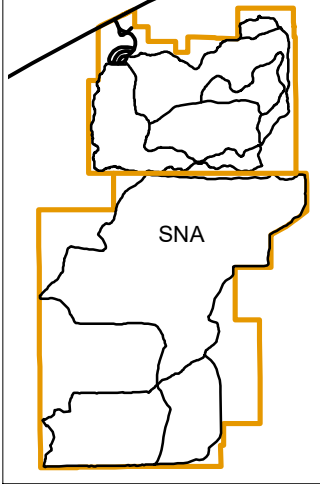


Overall Park Map



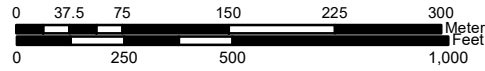
State Scientific & Natural Area (SNA)
Open for skiing, hiking & snowshoeing (No pets & not groomed)

Quarry Park & Nature Preserve

Stearns County Parks
Winter Trail Map

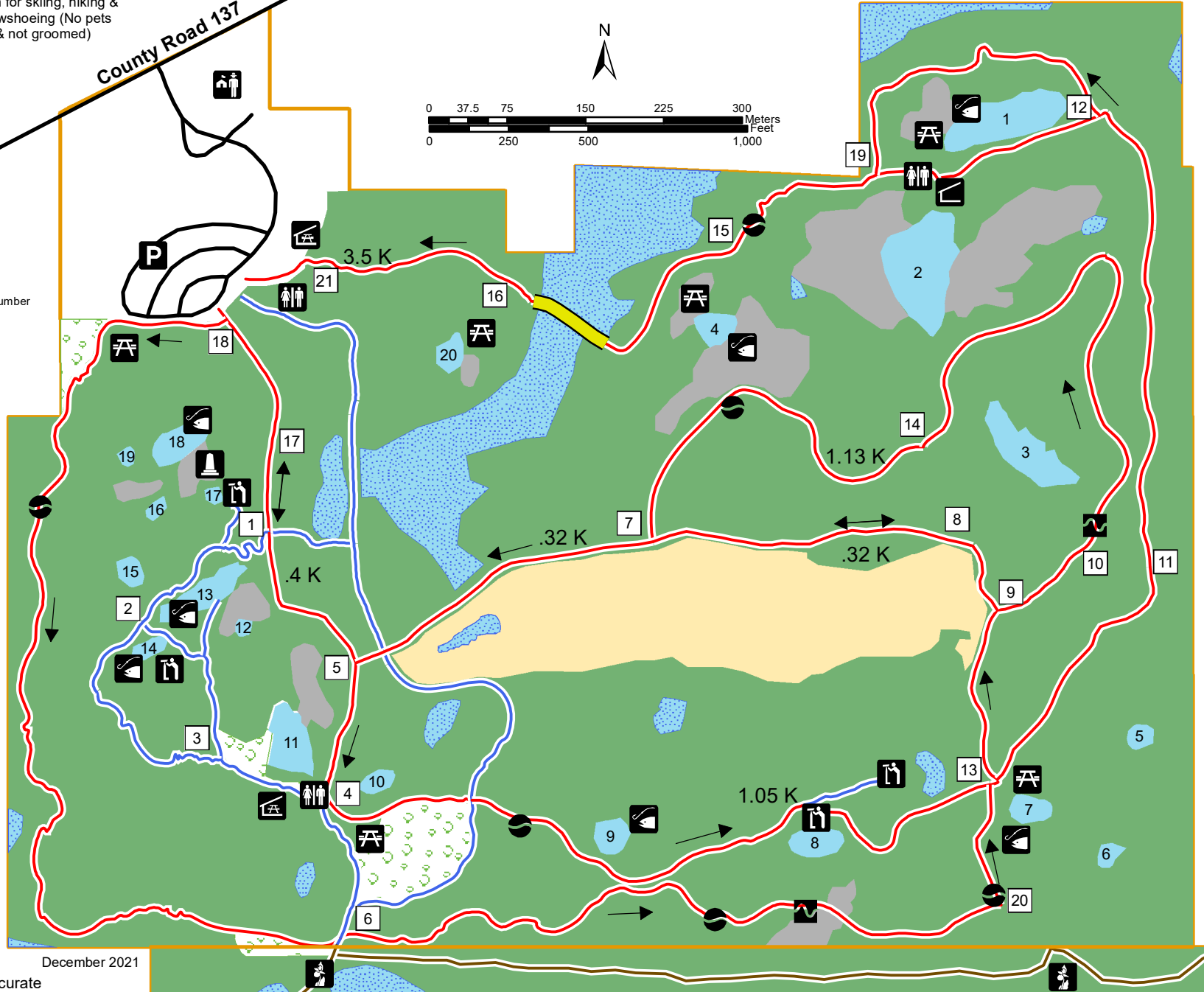
1802 County Road 137
Waite Park, MN 56387

County Road 137



- Floating Boardwalk
- Grout Pile
- Intermittent Trees
- Prairie
- Quarry
- Trees
- Wetland
- Park Boundaries
- CC Ski
- Not Groomed
- Walking/Snowshoeing/Dogs
- One Way Trail
- Two Way Trail
- Easy Skiing
- Intermediate Skiing
- County Office
- Fishing
- Historical Site
- Parking
- Picnic Area
- Picnic Shelter
- Restrooms
- Scenic Overlook
- Scientific and Natural Area

Post Number



Stearns County
Property Services
GIS Division

December 2021

General Purpose Only/Not Ground Accurate