

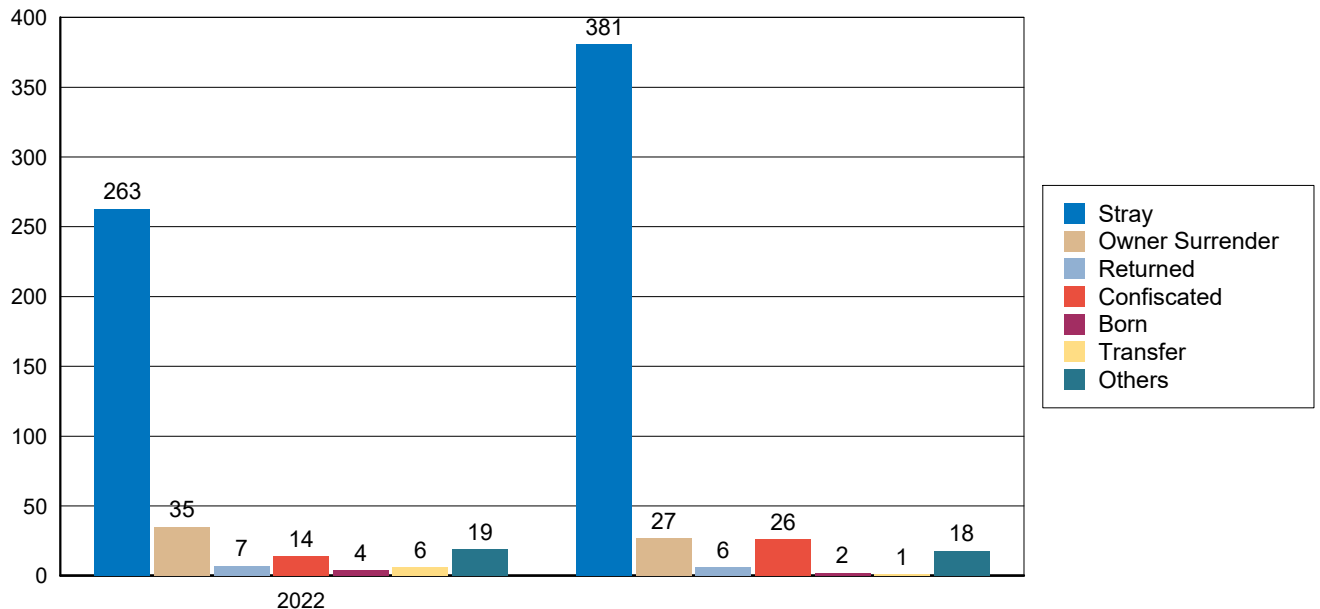


Santa Barbara County Animal  
Services Monthly Report  
April 2022 and 2023

# Animal Intakes April 2022 & 2023

		2022					2023				
		CAT	DOG	OTHER	RABBIT	Total	CAT	DOG	OTHER	RABBIT	Total
<b>Stray</b>		102	116	35	10	<b>263</b>	173	163	38	7	<b>381</b>
<b>Owner Surrender</b>		3	4	0	1	<b>8</b>	1	1	0	0	<b>2</b>
	<b>Behavior</b>	1	7	0	0	<b>8</b>	1	3	0	0	<b>4</b>
	<b>Financial</b>	0	1	0	0	<b>1</b>	0	1	0	0	<b>1</b>
	<b>Housing</b>	2	4	3	1	<b>10</b>	1	0	0	0	<b>1</b>
	<b>Medical</b>	0	0	0	0	<b>0</b>	0	2	0	0	<b>2</b>
	<b>Owner Challenges</b>	2	2	0	4	<b>8</b>	7	1	5	4	<b>17</b>
<b>Returned</b>	<b>Behavior</b>	0	5	0	0	<b>5</b>	0	0	0	0	<b>0</b>
	<b>Housing</b>	0	2	0	0	<b>2</b>	0	2	0	0	<b>2</b>
	<b>Owner Challenges</b>	0	0	0	0	<b>0</b>	0	3	1	0	<b>4</b>
<b>Confiscated</b>		0	12	0	0	<b>12</b>	0	16	10	0	<b>26</b>
	<b>Behavior</b>	0	1	0	0	<b>1</b>	0	0	0	0	<b>0</b>
	<b>Owner Challenges</b>	0	1	0	0	<b>1</b>	0	0	0	0	<b>0</b>
<b>Transfer</b>		6	0	0	0	<b>6</b>	1	0	0	0	<b>1</b>
<b>Born</b>		4	0	0	0	<b>4</b>	2	0	0	0	<b>2</b>
<b>Comm.Cats</b>		19	0	0	0	<b>19</b>	18	0	0	0	<b>18</b>
<b>Total Live Intakes</b>		<b>139</b>	<b>155</b>	<b>38</b>	<b>16</b>	<b>348</b>	<b>204</b>	<b>192</b>	<b>54</b>	<b>11</b>	<b>461</b>

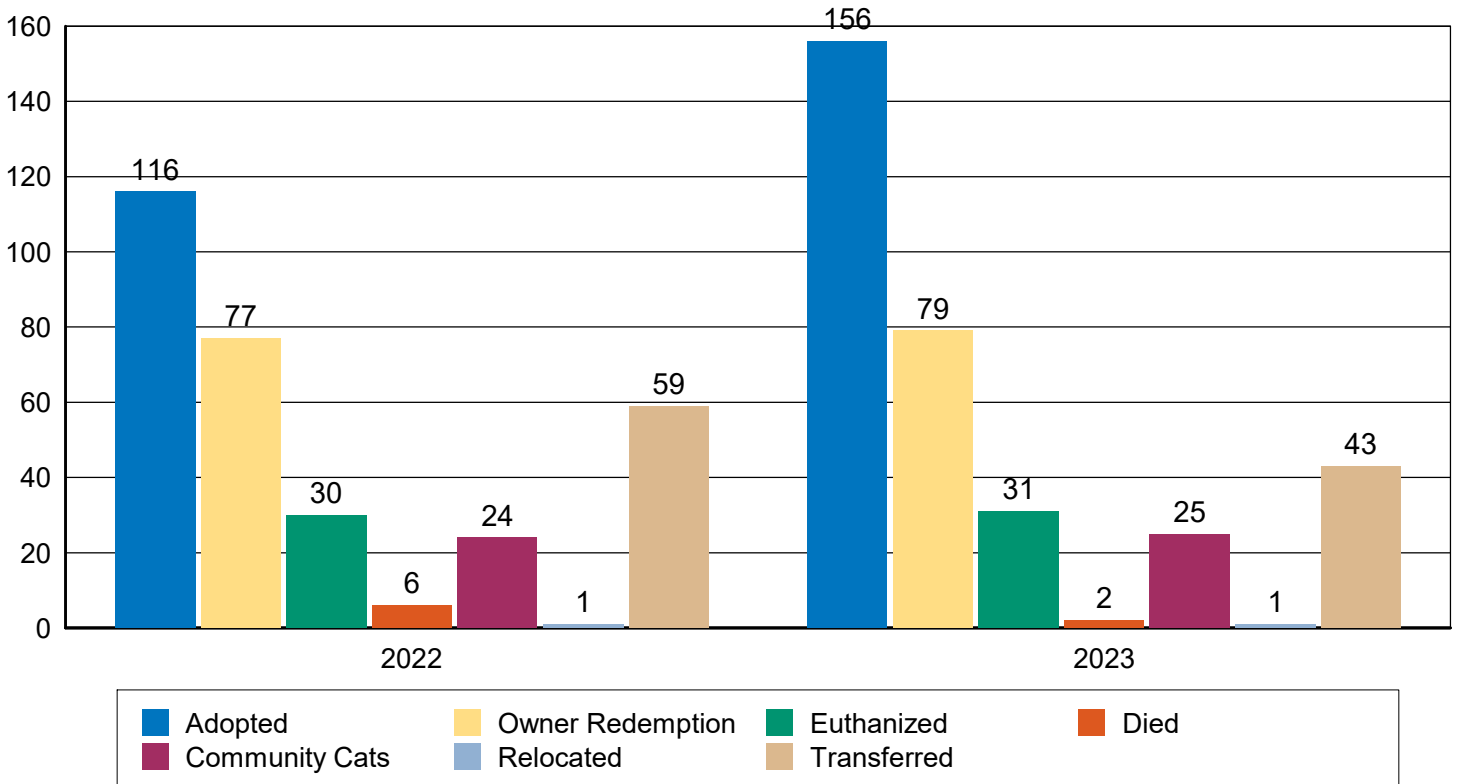
## Intake By Month



# Animal Outcomes April 2022 & 2023

	2022					2023				
	CAT	DOG	OTHER	RABBIT	Total	CAT	DOG	OTHER	RABBIT	Total
<b>Adopted</b>	44	48	8	16	<b>116</b>	46	77	18	15	<b>156</b>
<b>Owner Redemption</b>	6	69	2	0	<b>77</b>	4	71	4	0	<b>79</b>
<b>Transferred</b>	7	27	25	0	<b>59</b>	2	20	20	1	<b>43</b>
<b>Euthanized</b>	7	16	7	0	<b>30</b>	12	7	10	2	<b>31</b>
<b>Community Cats</b>	24	0	0	0	<b>24</b>	25	0	0	0	<b>25</b>
<b>Died</b>	5	0	0	1	<b>6</b>	1	1	0	0	<b>2</b>
<b>Relocated</b>	1	0	0	0	<b>1</b>	0	0	1	0	<b>1</b>
<b>Total</b>	<b>94</b>	<b>160</b>	<b>42</b>	<b>17</b>	<b><u>313</u></b>	<b>90</b>	<b>176</b>	<b>53</b>	<b>18</b>	<b><u>337</u></b>

## Outcomes by Month



## **April 2023 LIVE RELEASE RATE 90.2%**

### NOSES IN - NOSES OUT CALCULATIONS

**April 2022 Save Rate 89.7%**

**April 2023 Save Rate 92.8%**

**April 2022 Live Release Rate 88.5%**

**April 2023 Live Release Rate 90.2%**

### ASILOMAR CALCULATIONS

**April 2022 Save Rate 92.3%**

**April 2023 Save Rate 93.4%**

**April 2022 Live Release Rate 91.4%**

**April 2023 Live Release Rate 91.0%**

Save Rate is based on the number of pets that come into care and are still alive.  
Save Rate = (Live Intakes - Non-Live Outcomes)/Live Intakes

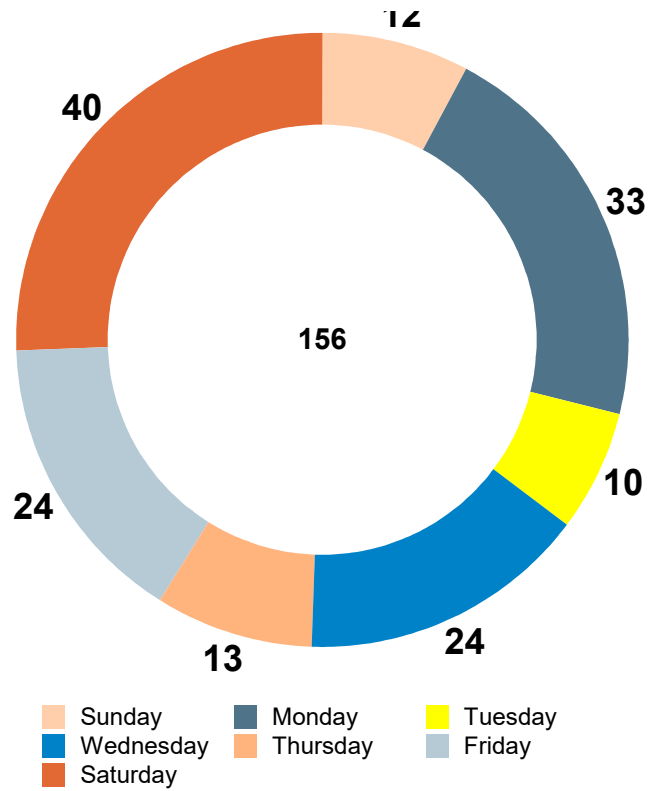
Live Release Rate is based on the number of pets that left our care alive out of the total pets that exited the shelter.  
Live Release Rate = Live Outcomes / Total Outcomes

Noses In - Noses Out methods for calculating save and live release rates include every animal that comes into our care, regardless of how they came to be there.

Asilomar adjusts all outcomes by subtracting animals who are euthanized when brought into the shelter by an owner requesting euthanasia - treating it as a service to the community and not part of animal lifesaving.

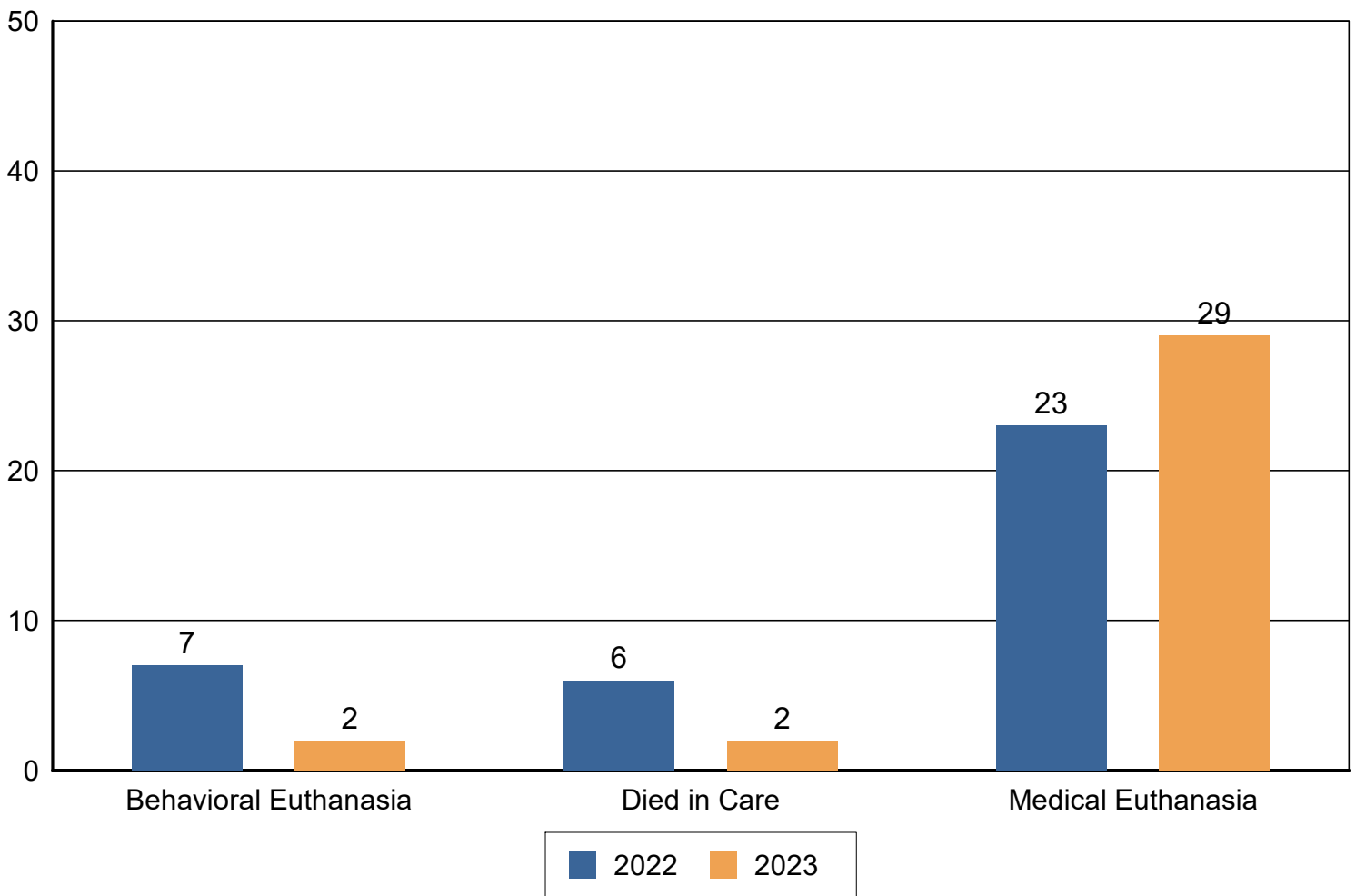
# ADOPTIONS BY DAY

	CAT	DOG	Others	Total
4/1/2023	1	8	0	9
4/2/2023	0	1	0	1
4/3/2023	0	3	0	3
4/4/2023	1	3	0	4
4/5/2023	1	2	2	5
4/6/2023	3	1	0	4
4/7/2023	1	8	1	10
4/8/2023	6	1	0	7
4/10/2023	2	1	4	7
4/11/2023	2	0	0	2
4/12/2023	1	3	0	4
4/13/2023	4	0	0	4
4/14/2023	1	1	0	2
4/15/2023	3	4	0	7
4/17/2023	4	2	14	20
4/18/2023	0	1	0	1
4/19/2023	0	4	0	4
4/20/2023	0	3	0	3
4/21/2023	1	4	2	7
4/22/2023	1	5	2	8
4/23/2023	1	2	0	3
4/24/2023	1	2	0	3
4/25/2023	1	2	0	3
4/26/2023	3	1	7	11
4/27/2023	1	1	0	2
4/28/2023	2	2	1	5
4/29/2023	3	6	0	9
4/30/2023	2	6	0	8
<b>Total</b>	<b>46</b>	<b>77</b>	<b>33</b>	<b>156</b>



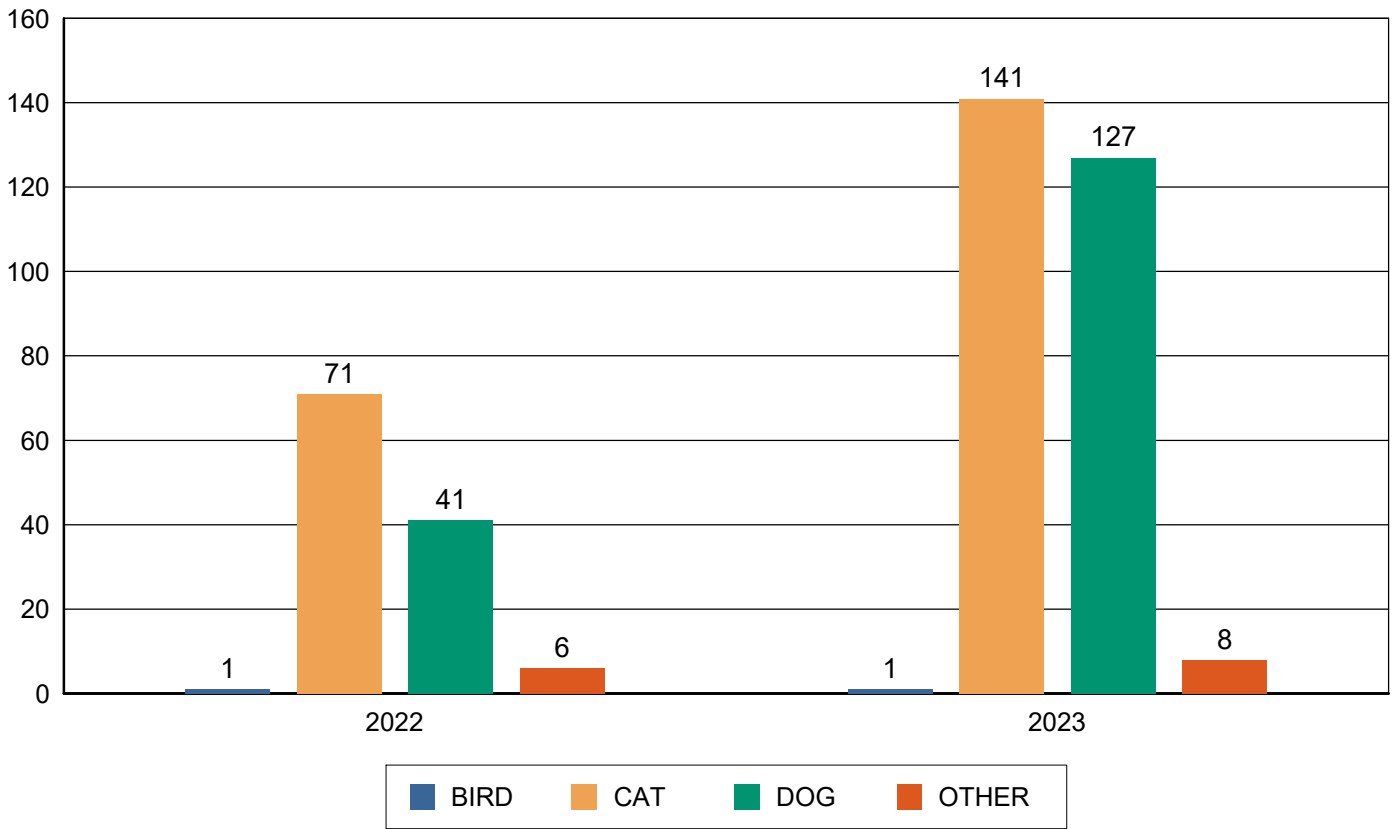
## NON-LIVE OUTCOMES

	2022	2023
Behavioral Euthanasia	7	2
Medical Euthanasia	23	29
Died in Care	6	2
<b>Total</b>	<b><u>36</u></b>	<b><u>33</u></b>



# FOSTER PLACEMENTS

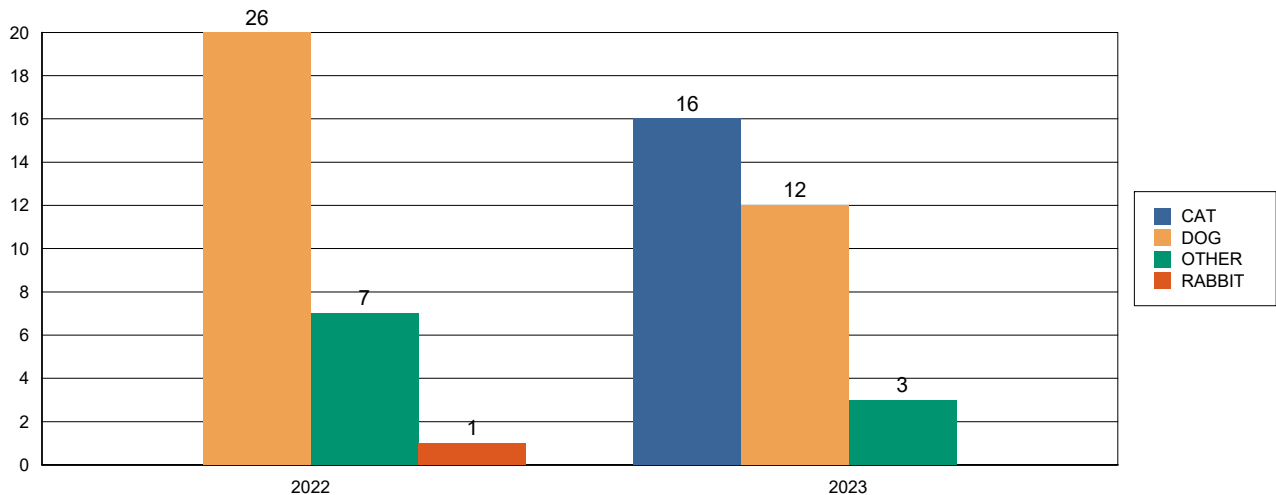
	2022					2023								
	ADOPT	DAY TRIP	MEDICAL	Total		ADOPT	DAY TRIP	MEDICAL	NEONATE	OVRNIGHT	SHELT BRK	TO PLACE	Total	
<b>CAT</b>	5	1	0	65	71	21	3	0	70	47	0	0	0	141
<b>DOG</b>	11	10	15	5	41	23	51	37	9	0	2	2	3	127
<b>OTHERS</b>	1	0	0	6	7	0	7	0	1	1	0	0	0	9
<b>Total</b>	17	11	15	76	<b><u>119</u></b>	44	61	37	80	48	2	2	3	<b><u>277</u></b>



# TRANSFERS TO RESCUE PARTNERS

	2022										2023										
	DOG			OTHER			RABBIT				CAT			DOG			OTHER				
	LARGE	SMALL	Total	LARGE	MED	SMALL	Total	SMALL	Total	Total	ADULT	KITTEN	Total	LARGE	SMALL	Total	MED	SMALL	Total	Total	
ASAP CATS	0	0	0	0	0	0	0	0	0	0	1	0	1	0	0	0	0	0	0	0	1
BICHON RESCUE BRIGADE	0	1	1	0	0	0	0	0	0	1	0	0	0	0	0	0	0	0	0	0	0
CARE 4 PAWS	1	0	1	0	0	0	0	0	0	1	0	0	0	0	0	0	0	0	0	0	0
DOBIES AND LITTLE PAWS	1	0	1	0	0	0	0	0	0	1	0	0	0	0	0	0	0	0	0	0	0
FAMILY DOGS NEW LIFE	0	2	2	0	0	0	0	0	0	2	0	0	0	1	1	2	0	0	0	0	2
LILY'S LEGACY SENIOR DOG SANCT	1	0	1	0	0	0	0	0	0	1	0	0	0	0	0	0	0	0	0	0	0
MALINOIS RESCUE LEAGUE	1	0	1	0	0	0	0	0	0	1	0	0	0	0	0	0	0	0	0	0	0
MUCH LOVE ANIMAL	0	2	2	0	0	0	0	0	0	2	0	0	0	0	0	0	0	0	0	0	0
MUTTVILLE	0	0	0	0	0	0	0	0	0	0	0	0	0	0	3	3	0	0	0	0	3
OPERATION RESCUE INC	0	0	0	0	0	0	0	0	0	0	0	0	0	0	1	1	0	0	0	0	1
SANTA YNEZ VALLEY	3	4	7	0	0	0	0	0	0	7	0	0	0	0	0	0	0	0	0	0	0
SBH NORTH	0	2	2	0	0	0	0	0	0	2	1	0	1	0	1	1	0	0	0	0	2
SBH SOUTH	1	4	5	0	0	0	0	0	0	5	13	1	14	0	4	4	0	0	0	0	18
SHADOWS FUND	1	0	1	0	0	0	0	0	0	1	0	0	0	0	0	0	0	0	0	0	0
SO CA LABRADOR RETRIEVER	1	0	1	0	0	0	0	0	0	1	0	0	0	0	0	0	0	0	0	0	0
THE BUNNY TRAIL	0	0	0	0	0	0	0	1	1	1	0	0	0	0	0	0	0	0	0	0	0
UNDERDOG HEROES	0	0	0	0	0	0	0	0	0	0	0	0	0	1	0	1	0	0	0	0	1
WILDLIFE CARE NETWORK	0	0	0	1	3	3	7	0	0	7	0	0	0	0	0	0	2	1	3	3	3
WOODS	1	0	1	0	0	0	0	0	0	1	0	0	0	0	0	0	0	0	0	0	0
<b>Total</b>	<b>11</b>	<b>15</b>	<b>26</b>	<b>1</b>	<b>3</b>	<b>3</b>	<b>7</b>	<b>1</b>	<b>1</b>	<b>34</b>	<b>15</b>	<b>1</b>	<b>16</b>	<b>2</b>	<b>10</b>	<b>12</b>	<b>2</b>	<b>1</b>	<b>3</b>	<b>31</b>	

### Rescue Transfer by Species





## COMPLETED CALLS FOR SERVICE BY OFFICERS

2022	Total	BUELLTON	FEDERAL PRISON	GOLETA CITY	GUADALUPE	LM UNINCORP	LOMPOC	OUT OF COUNTY	SANTA BARBARA	SANTA MARIA	SB UNINCORP	SM UNINCORP	SOLVANG
Total	782	8	2	66	6	44	130	2	9	310	107	88	10
Aggressive Animal	104	1	0	9	2	4	21	0	0	37	12	18	0
Bite Investigation	177	1	1	21	3	5	27	2	2	64	37	7	7
Confiscate	83	3	1	3	0	8	19	0	4	27	5	13	0
Cruelty - Neglect	35	0	0	3	0	7	6	0	0	16	2	1	0
DOA Pickups	41	1	0	1	0	3	7	0	1	13	10	3	2
Law Enforcement Assist	22	0	0	1	0	1	4	0	0	13	0	3	0
Noise & Waste Complaints	7	0	0	0	0	2	2	0	0	0	2	1	0
Other	14	0	0	3	0	0	4	0	1	6	0	0	0
Strays	96	0	0	5	1	8	13	0	0	35	12	22	0
Transportation of Animal	203	2	0	20	0	6	27	0	1	99	27	20	1

2022	Total	BUELLTON	CHUMASH RESV	GOLETA CITY	GUADALUPE	LM UNINCORP	LOMPOC	OUT OF COUNTY	SANTA BARBARA	SANTA MARIA	SB UNINCORP	SM UNINCORP	SOLVANG
Total	550	17	1	46	5	42	92	1	6	150	95	84	11
Aggressive Animal	107	1	0	4	2	14	24	0	0	30	14	16	2
Bite Investigation	109	1	0	22	0	6	17	0	1	28	14	18	2
Confiscate	56	2	0	2	1	4	8	0	3	18	8	8	2
Cruelty - Neglect	35	0	0	2	0	8	6	0	0	8	3	7	1
DOA Pickups	31	0	0	3	0	0	7	0	0	10	6	5	0
Law Enforcement Assist	11	1	0	1	0	1	3	0	0	1	3	1	0
Noise & Waste Complaints	9	1	0	1	0	2	3	0	0	0	0	2	0
Other	4	0	0	0	0	0	2	0	0	0	0	2	0
Strays	68	1	1	2	2	7	13	0	0	14	16	11	1
Transportation of Animal	120	10	0	9	0	0	9	1	2	41	31	14	3

## LICENSES SOLD BY NUMBER AND BY DOLLAR - APR 22 VS. JAN 23

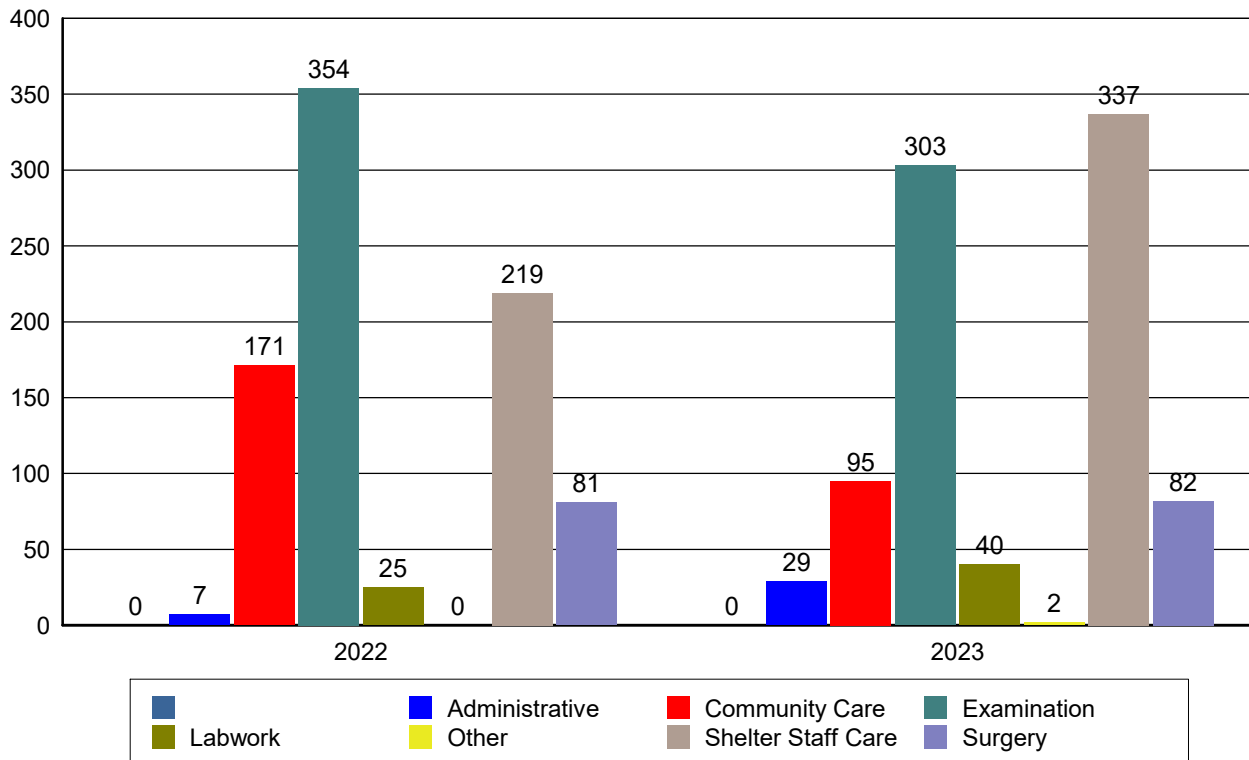
	2022	2023
LIC	83	71
LIC 2	10	12
LIC 3	20	5
LIC 6MO	59	47
LIC ADPT	34	127
LIC ADPT SR	1	1
LIC DUP	15	17
LIC PEN	16	11
LIC PEN ALT	120	101
LIC REPLACE	121	64
LIC RES SURCI	1	0
LIC SN	408	284
LIC SN 2	154	97
LIC SN 3	223	176
LIC SN 6 MO	161	106
LIC SN CAT	5	3
LIC SR	12	27
LIC SR 2	2	3
LIC SR 3	5	3
LIC SR 6 MO	4	3
LIC SR SN	154	94
LIC SR SN 2	55	39
LIC SR SN 3	148	105
LIC SR SN6 MO	41	45
<b>Total</b>	1,852	1,441

	2022	2023
LIC	\$6,320	\$5,520
LIC 2	\$1,400	\$1,400
LIC 3	\$3,600	\$1,000
LIC 6MO	\$2,655	\$2,115
LIC ADPT	\$364	\$1,339
LIC ADPT SR	\$13	\$13
LIC DUP	\$150	\$170
LIC PEN	\$560	\$385
LIC PEN ALT	\$2,040	\$1,683
LIC REPLACE	\$0	\$0
LIC RES SURCI	\$60	\$0
LIC SN	\$10,000	\$7,000
LIC SN 2	\$7,392	\$4,560
LIC SN 3	\$16,058	\$12,580
LIC SN 6 MO	\$2,093	\$1,378
LIC SN CAT	\$85	\$51
LIC SR	\$490	\$931
LIC SR 2	\$160	\$240
LIC SR 3	\$580	\$348
LIC SR 6 MO	\$128	\$96
LIC SR SN	\$3,212	\$1,936
LIC SR SN 2	\$1,925	\$1,295
LIC SR SN 3	\$7,176	\$4,732
LIC SR SN6 MO	\$451	\$495
<b>Total</b>	\$66,912	\$49,267

# MEDICAL CARE - CLINIC OPERATIONS

## Number of Medical Visits

	2022	2023
<b>Administrative</b>	7	29
<b>Community Care</b>	171	95
<b>Examination</b>	354	303
<b>Labwork</b>	25	40
<b>Other</b>	0	2
<b>Shelter Staff Care</b>	219	337
<b>Surgery</b>	81	82
<b>Total</b>	<b><u>857</u></b>	<b><u>888</u></b>



## LENGTH OF STAY April 2022 & 2023

	4/2022	4/2023
<b>BIRD</b>	0.42	0.75
<b>CAT</b>	46.19	41.78
<b>DOG</b>	6.28	8.61
<b>LIVESTOC</b>	0.00	0.00
<b>OTHER</b>	64.24	14.46

## ANIMALS IN CARE AT THE BEGINNING AND END OF THE MONTH

This includes all animals that are in SBCAS care:  
 Santa Maria shelter, Santa Barbara shelter, Lompoc shelter, ASAP Cats, and Buns

### SHELTER CENSUS

Small Mammals in the shelter on 4/1/2023:	21
Rabbits in the shelter on 4/1/2023:	51
Felines in the shelter on 4/1/2023:	169
Canines in the shelter on 4/1/2023:	127
Birds in the shelter on 4/1/2023:	2

Small Mammals in the shelter on 4/30/2023:	22
Rabbits in the shelter on 4/30/2023:	47
Felines in the shelter on 4/30/2023:	191
Canines in the shelter on 4/30/2023:	130
Birds in the shelter on 4/30/2023:	6

### FOSTER CENSUS

Small Mammals in foster care on 4/1/2023:	2
Rabbits in foster care on 4/1/2023:	16
Felines in foster care on 4/1/2023:	61
Canines in foster care on 4/1/2023:	32
Birds in foster care on 4/1/2023:	2

Small Mammals in foster care on 4/30/2023:	1
Rabbits in foster care on 4/30/2023:	9
Felines in foster care on 4/30/2023:	152
Canines in foster care on 4/30/2023:	42
Birds in foster care on 4/30/2023:	2