



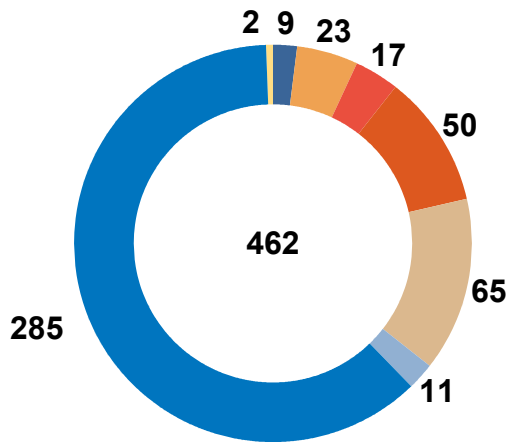
Santa Barbara County Animal Services Monthly Report October 2021 and 2022

In gratitude to our partners

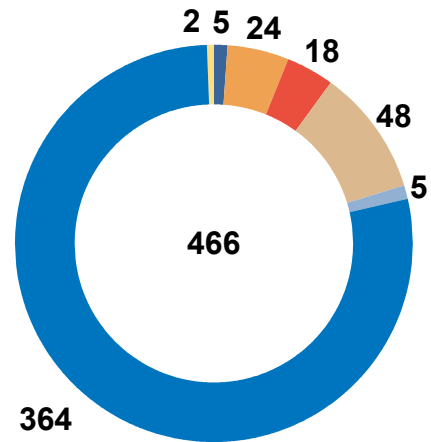


Animal Intakes October 2021 & October 2022

	2021						2022				
	CAT	DOG	HORSE	OTHER	RABBIT	Total	CAT	DOG	OTHER	RABBIT	Total
Stray	90	163	1	23	8	285	141	159	48	16	364
Owner Surrender	22	20	0	17	6	65	19	9	5	15	48
Transfer	2	0	0	0	0	2	2	0	0	0	2
Returned	2	7	0	0	2	11	1	4	0	0	5
Confiscated	1	16	0	0	0	17	1	15	2	0	18
Born	7	0	0	0	2	9	5	0	0	0	5
Community Cats	23	0	0	0	0	23	24	0	0	0	24
Disaster	2	6	1	41	0	50	0	0	0	0	0
Total Live Intakes	149	212	2	81	18	462	193	187	55	31	466



2021

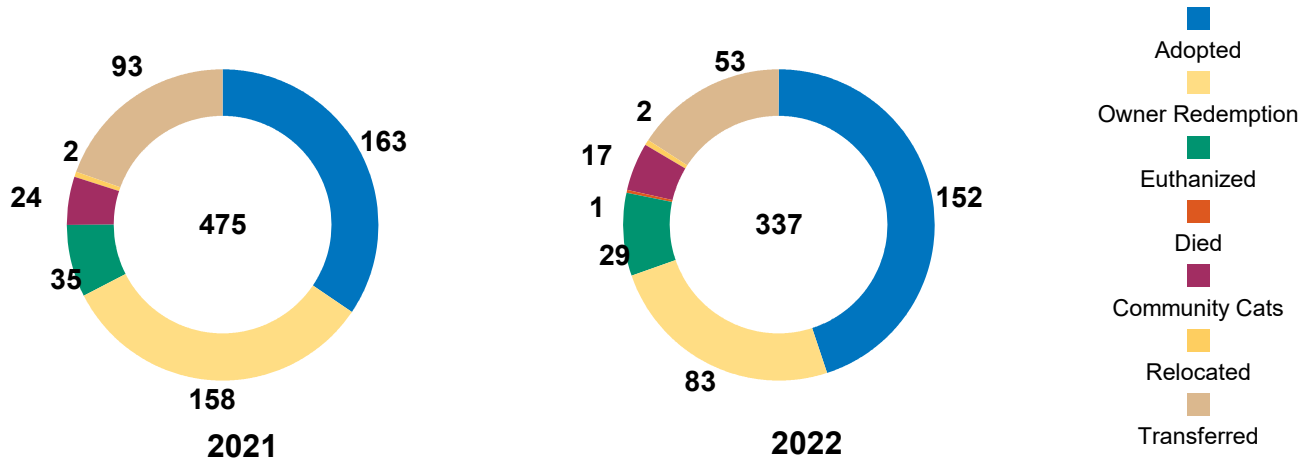


2022

- Born
- Community Cats
- Confiscated
- Disaster
- Owner Surrender
- Returned
- Stray
- Transfer

Animal Outcomes October 2021 & October 2022

	2021						2022				
	CAT	DOG	HORSE	OTHER	RABBIT	Total	CAT	DOG	OTHER	RABBIT	Total
Adopted	85	53	0	13	12	163	70	46	17	19	152
Owner Redemption	9	115	0	34	0	158	11	70	1	1	83
Transferred	44	16	1	32	0	93	10	25	17	1	53
Euthanized	15	14	0	5	1	35	13	5	9	2	29
Community Cats	24	0	0	0	0	24	17	0	0	0	17
Relocated	2	0	0	0	0	2	0	0	2	0	2
Died	0	0	0	0	0	0	1	0	0	0	1
Total	179	198	1	84	13	475	122	146	46	23	337



October 2021 Save Rate 90.79%

October 2021 Live Release Rate 92.26%

October 2022 Save Rate 93.14%

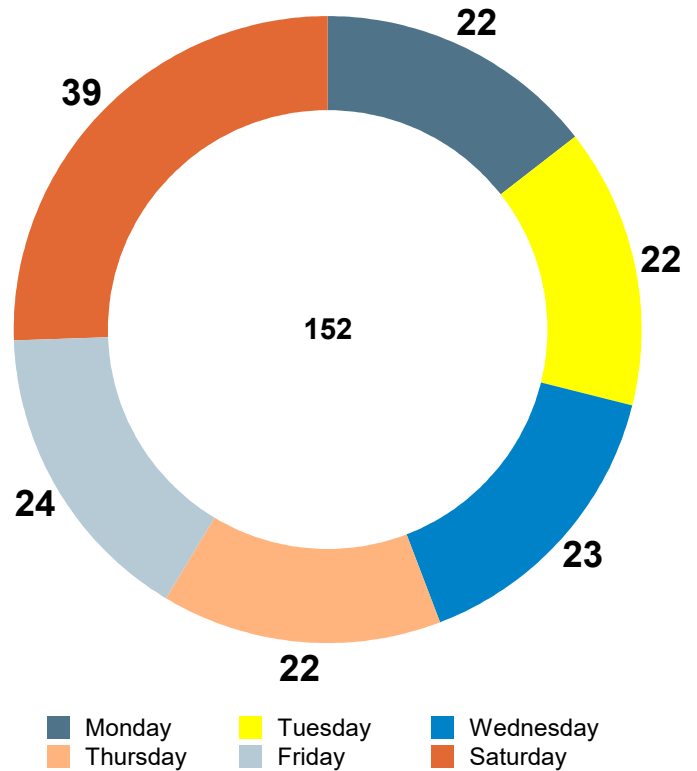
October 2022 Live Release Rate 90.57%

** Save Rate = (Live Intakes - Non-Live Outcomes)/Live Intakes

** Live Release Rate = Live Outcomes / Total Outcomes

Adoptions by Day

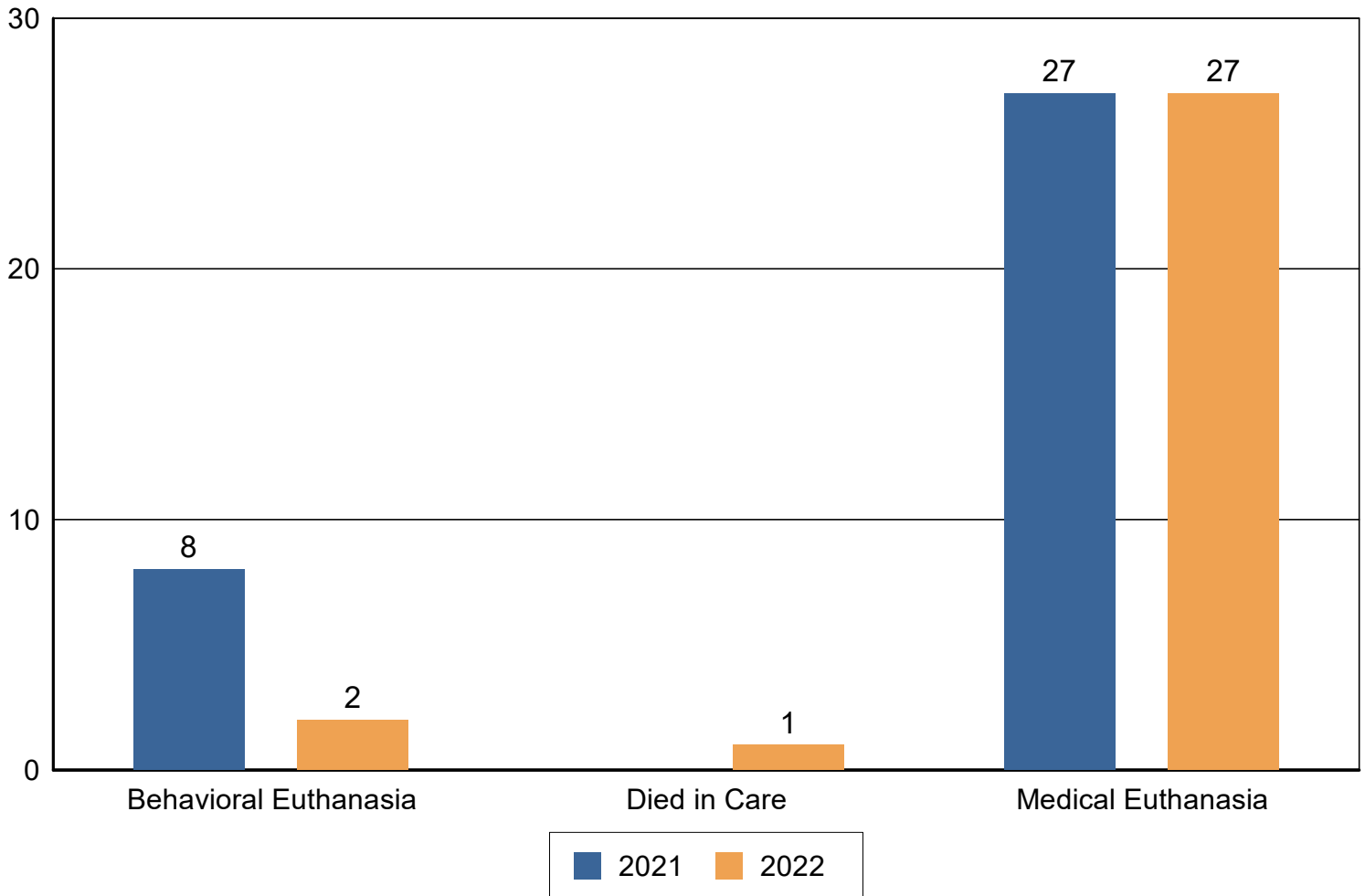
	CAT	DOG	Others	Total
10/1/2022	6	0	3	9
10/3/2022	1	1	1	3
10/4/2022	4	1	3	8
10/5/2022	4	3	2	9
10/6/2022	1	2	0	3
10/7/2022	1	2	0	3
10/8/2022	2	2	2	6
10/10/2022	3	1	2	6
10/11/2022	4	1	1	6
10/12/2022	4	0	2	6
10/13/2022	5	1	2	8
10/14/2022	4	4	1	9
10/15/2022	5	0	1	6
10/17/2022	2	5	1	8
10/18/2022	0	5	0	5
10/19/2022	2	2	0	4
10/20/2022	2	2	0	4
10/21/2022	2	1	0	3
10/22/2022	5	2	3	10
10/24/2022	0	1	1	2
10/25/2022	1	2	0	3
10/26/2022	2	1	1	4
10/27/2022	4	3	0	7
10/28/2022	0	0	9	9
10/29/2022	6	1	1	8
10/31/2022	0	3	0	3
Total	70	46	36	152



Non-Live Outcomes October 2021 & October 2022

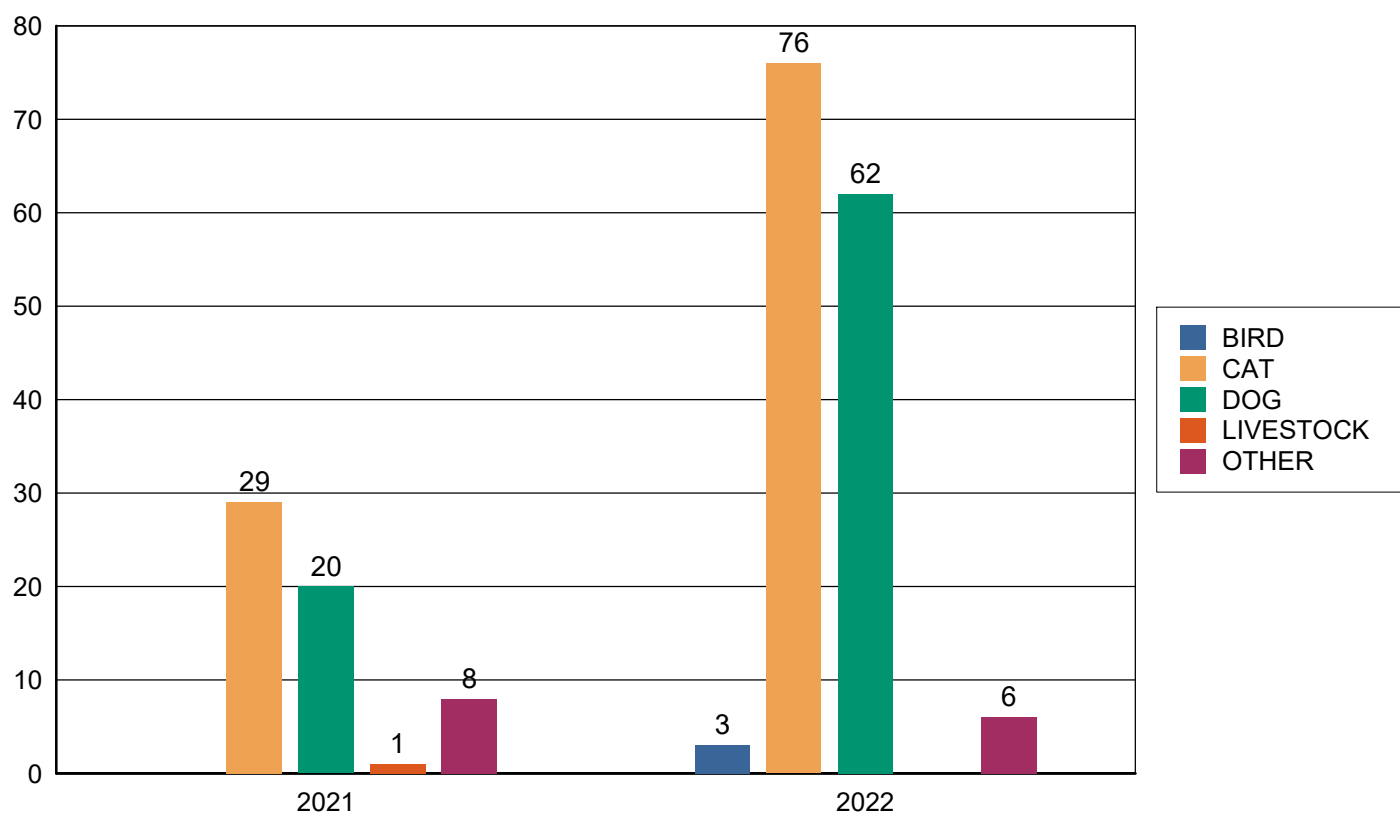
		2021
EUTH	AT VET	5
	BEHAV HIST	8
	MEDICAL	22
	Total	35

		2022
EUTH	BEHAV HIST	2
	MEDICAL	27
	Total	29
DIED	IN SURGERY	1
	Total	1



Animals Placed In Foster Care October 2021 & 2022

	2021	2022
CAT	29	76
DOG	20	62
OTHERS	8	10
Total	57	148



Transfers to Rescue Partners October 2022

	CAT			DOG				OTHER				Total
	ADULT	KITTN	Total	LARGE	PUPPY	SMALL	Total	LARGE	MED	SMALL	Total	
FAMILY DOGS NEW LIFE	0	0	<u>0</u>	0	0	3	<u>3</u>	0	0	0	<u>0</u>	<u>3</u>
MUTTVILLE	0	0	<u>0</u>	0	0	1	<u>1</u>	0	0	0	<u>0</u>	<u>1</u>
PARTNER	0	1	<u>1</u>	0	0	0	<u>0</u>	0	0	0	<u>0</u>	<u>1</u>
PARTNERS: BUNS & ASAP	0	2	<u>2</u>	0	0	0	<u>0</u>	0	0	0	<u>0</u>	<u>2</u>
ROCKET DOG	0	0	<u>0</u>	0	0	1	<u>1</u>	0	0	0	<u>0</u>	<u>1</u>
SANTA YNEZ VALLEY	0	0	<u>0</u>	1	0	0	<u>1</u>	0	0	0	<u>0</u>	<u>1</u>
SBH NORTH	1	0	<u>1</u>	1	1	2	<u>4</u>	0	0	0	<u>0</u>	<u>5</u>
SBH SOUTH	3	3	<u>6</u>	5	0	6	<u>11</u>	0	0	0	<u>0</u>	<u>17</u>
SHADOWS FUND	0	0	<u>0</u>	3	0	0	<u>3</u>	0	0	0	<u>0</u>	<u>3</u>
SO CA LABRADOR	0	0	<u>0</u>	1	0	0	<u>1</u>	0	0	0	<u>0</u>	<u>1</u>
WILDLIFE CARE	0	0	<u>0</u>	0	0	0	<u>0</u>	1	5	11	<u>17</u>	<u>17</u>
Total	<u>4</u>	<u>6</u>	<u>10</u>	<u>11</u>	<u>1</u>	<u>13</u>	<u>25</u>	<u>1</u>	<u>5</u>	<u>11</u>	<u>17</u>	<u>52</u>

Completed Officer Calls October 2021 & 2022

	2021	2022
	2	4
Aggressive Animal	40	38
Bite Investigation	49	62
Confiscate	89	66
Cruelty/Neglect	45	29
DOA Pickups	27	34
Law Enforcement Assist	18	7
Noise & Waste Complaints	16	29
OTHER	0	1
Strays	98	74
Transportation of Animal	36	41
Total	<u>420</u>	<u>385</u>

Licenses Sold October 2021 & 2022

	2021	2022
LIC	105	68
LIC 2	16	1
LIC 3	13	9
LIC 6MO	84	58
LIC ADPT	33	70
LIC ADPT SR	2	2
LIC CAT	1	0
LIC DEP REF	1	0
LIC DUP	18	8
LIC PEN	60	14
LIC PEN ALT	396	130
LIC REPLACE	146	92
LIC RES SURCI	4	0
LIC SN	552	450
LIC SN 2	235	109
LIC SN 3	207	229
LIC SN 6 MO	142	116
LIC SN CAT	12	6
LIC SR	15	9
LIC SR 2	3	0
LIC SR 3	4	4
LIC SR 6 MO	6	9
LIC SR SN	149	126
LIC SR SN 2	66	48
LIC SR SN 3	115	107
LIC SR SN6 MO	45	40
LIC TRNSFR	1	0
Total	2,431	1,705

	2021	2022
LIC	\$7,760	\$5,280
LIC 2	\$2,240	\$140
LIC 3	\$2,600	\$1,800
LIC 6MO	\$3,600	\$2,520
LIC ADPT	\$403	\$858
LIC ADPT SR	\$26	\$26
LIC CAT	\$80	\$0
LIC DEP REF	\$-13	\$0
LIC DUP	\$140	\$80
LIC PEN	\$2,100	\$490
LIC PEN ALT	\$6,729	\$2,210
LIC REPLACE	\$0	\$0
LIC RES SURCI	\$240	\$0
LIC SN	\$13,400	\$10,800
LIC SN 2	\$10,608	\$5,232
LIC SN 3	\$15,170	\$16,502
LIC SN 6 MO	\$1,846	\$1,482
LIC SN CAT	\$204	\$102
LIC SR	\$735	\$441
LIC SR 2	\$240	\$0
LIC SR 3	\$464	\$464
LIC SR 6 MO	\$192	\$288
LIC SR SN	\$3,234	\$2,772
LIC SR SN 2	\$2,310	\$1,680
LIC SR SN 3	\$5,460	\$5,564
LIC SR SN6 MO	\$473	\$418
LIC TRNSFR	\$11	\$0
Total	\$80,252	\$59,149

Clinic Activity October 2021 & 2022

Number of Spays/Neuters

	2021	2022
CAT	750	723
DOG	932	830
OTHER	17	26
Total	1,699	1,579

Number of Other Surgeries

	2021	2022
BIRD	12	10
CAT	534	537
DOG	564	458
LIVESTOCK	1	0
OTHER	16	21
Total	1,127	1,026

Number of Clinical Treatments

	2021	2022
EXAM	116	114
FLEA TREATMENT	0	1
LAB CBC/CHEM	13	4
LAB FECAL	5	10
LAB HISTO	0	2
LAB UA	2	4
LABS	4	2
MICROCHIP	0	4
RECHECK	16	7
RX REFILL	13	20
VACCINE	0	11
WOUND CARE	1	2
XRAY	8	0
Total	178	181

Length of Stay October 2021 & 2022

	10/2021	10/2022	Avg
BIRD	5.70	4.64	5.40
CAT	28.92	7.28	20.15
DOG	7.88	7.97	7.92
LIVESTOCK	0.00	0.00	0.00
OTHER	60.54	86.20	76.22
Total	18.48	17.69	18.15

Beginning and Ending Census October 2022

Small Mammals in the shelter on 10/1/2022	1
Rabbits in the shelter on 10/1/2022:	64
Felines in the shelter on 10/1/2022:	290
Canines in the shelter on 10/1/2022:	105
Birds in the shelter on 10/1/2022:	3

Small Mammals in foster care on 10/1/2022:	6
Rabbits in foster care on 10/1/2022:	20
Felines in foster care on 10/1/2022:	107
Canines in foster care on 10/1/2022:	19
Birds in foster care on 10/1/2022:	4

Small Mammals in the shelter on 10/31/2022:	9
Rabbits in the shelter on 10/31/2022:	69
Felines in the shelter on 10/31/2022:	325
Canines in the shelter on 10/31/2022:	89
Birds in the shelter on 10/31/2022:	4

Small Mammals in foster care on 10/31/2022:	6
Rabbits in foster care on 10/31/2022:	23
Felines in foster care on 10/31/2022:	114
Canines in foster care on 10/31/2022:	40
Birds in foster care on 10/31/2022:	7

This includes all animals that are in SBCAS care: Santa Maria shelter, Santa Barbara shelter, ASAP Cats, and Buns