


City of Plano, Texas
Community Investment
Program

2022-23





Plano

City of Excellence



TABLE OF CONTENTS




Plano

City of Excellence

TABLE OF CONTENTS
2022-23 ADOPTED COMMUNITY INVESTMENT PROGRAM

Transmittal Letter.....	3
Overview.....	6
Projected O&M Expenses.....	20
 <u>Fund Summaries</u>	
Combined Expenditure Summary.....	24
Status of Existing Bond Authority.....	25
CIP Fund Summaries.....	26
 <u>Detail by Project Area</u>	
Municipal Facilities Projects.....	45
Park Improvement Projects.....	77
Recreation Center Projects.....	173
Street Improvement Projects.....	179
Street Enhancement Projects.....	309
Public Infrastructure Improvement Projects.....	313
Technology Improvement Projects.....	317
Municipal Drainage Projects.....	333
Capital Maintenance Fund Projects	
Streets.....	370
Parks.....	401
Facilities.....	436
Utility & Other.....	571
Water CIP.....	575
Sewer CIP.....	625
Park Fee Projects.....	659
Projects in Other Funds.....	675
 <u>Appendix</u>	
2022-23 CIP Ordinance.....	680
2022-23 Tax Rate Ordinance.....	681



Plano

City of Excellence



OVERVIEW



Plano

City of Excellence

October 1, 2022

Honorable Mayor and Council
City of Plano
Plano, Texas 75074

Honorable Mayor and City Council:

The City of Plano Community Investment Program (CIP) is a five-year guide to planning, building, operating and maintaining capital projects. This reflects Plano's commitment to maintaining and improving the City's extensive infrastructure of streets, utilities, parks and facilities. Each year, the first fiscal year of the plan is adopted as part of the City's annual budget. The remaining four years within the CIP represent the framework for future planning and will be subject to annual review and modification across the following years. Many CIP projects are multi-year in nature with their design and construction frequently taking place over several fiscal years. This year's adopted capital budget establishes a detailed plan for the period beginning October 1, 2022 through September 30, 2023 which totals \$332,721,847. This includes the General Obligation (G.O.) Budget of \$197.5 million, Water & Sewer of \$42.4 million, Capital Maintenance Projects of \$58.4 million, Municipal Drainage of \$25.4 million, Technology Improvements of \$9.0 million, and Park Fee Program budget totaling \$3.9 million.

Plano voters approved bond authority in a referendum held in May 2021 which is scheduled to fund General Obligation (G.O.) projects through FY 2024-25. The City utilizes both long-term and short-term debt to fund the General Obligation (G.O.) infrastructure projects, with repayment of principal beginning the year after a bond issue and continuing until the debt is retired in 20 years' time. An \$80.7 million G.O. bond issuance is projected to be necessary to fund the G.O. portion of the 2022-23 CIP, with most funding to be dedicated for street improvements, park improvements and improvements to existing municipal facilities. A separate \$9.0 million is anticipated from the sale of shorter-term tax notes to support needed technology projects.

The first obligation of property tax revenue is allocated to pay for the interest expense and principal payments on all bond debt through the Debt Service Fund. Given the amount of bond authority granted by the voters in the 2021 referendum, it is anticipated that there will be larger issuance of debt in the next three years. In a proactive effort to minimize the effect of these additions, the debt allocation of the tax rate has been increased to 11.50 cents per \$100 assessed property value; however, the total tax rate has been lowered to 41.76 cents per \$100 valuation, or nearly three cents less than the total rate adopted in 2021.

John B. Muns
Mayor

Kayci Prince
Mayor Pro Tem

Maria Tu
Deputy Mayor Pro Tem

Anthony Ricciardelli
Place 2

Rick Grady
Place 3

Shelby Williams
Place 5

Julie Holmer
Place 7

Rick Smith
Place 8

Mark D. Israelson
City Manager

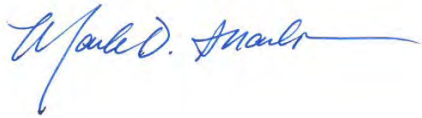
The 2022-23 Community Investment Program areas of emphasis include:

- Between the Street Improvements CIP and the Capital Maintenance Fund a total of \$163.4 million is earmarked for street projects, including replacement and repairs to existing streets, sidewalks and screening walls, adding turn lanes at intersections and improving Plano's traffic signals. Partnering agencies such as Collin County, the Texas Department of Transportation and Regional Toll Revenues will reimburse Plano approximately \$4.9 million in eligible project expenses, reducing the use of debt financing on Plano's streets and thoroughfares.
- This year, the focus of parks and recreation center projects is on beginning the renovations at the Tom Muehlenbeck Recreation Center, construction of a new maintenance facility to replace the 40 year-old Schell Maintenance Facility, improvements to Jack Carter Park and other community park renovations, as well as variety of other park and trail improvements across Plano.
- Facility projects include funding for the remodeling and expansion of Fire Station #5, which will add a storm shelter and additional apparatus bay to the facility, the renovation of the City Council chambers located in the Municipal Center building, renovations at the Parkway Service Center and Fleet Service Center buildings, and the construction of a fueling station for City vehicles. Additional renovations and repairs of existing facilities, including roof replacements and lighting upgrades.
- Significant funding for the continued renovation of the drainage culverts at the Collin Creek Mall property is included in the 2022-23 CIP. The project, budgeted at nearly \$30 million, will ensure the channel that runs beneath the parking lot on the east side of the property for nearly half a mile is in excellent structural condition ahead of new construction activities. Additional erosion control and drainage improvements will utilize the remainder of revenue bonds issued in 2021.
- The 2022-23 Water and Sewer CIP put forward will use \$17.5 million transferred from the Water & Sewer Fund and additional cash on hand from prior year transfers and 2021 Water Revenue Bonds. Major projects included for the coming year include wastewater improvements included in the Collin Creek redevelopment, completion of the waterline rehabilitation in the Post Oak and Whiffletree neighborhoods, continuation of the replacement of water meters and installation of an interceptor line along Plano Parkway. With the amount and scope of projects identified in the near future, funding alternatives such as revenue bond sales or an increased transfer from the Water & Sewer operating fund may be necessary to continue the implementation of major projects, as well as fund necessary repairs and replacements to other significant components of Plano's water and wastewater utility infrastructure.
- The City continues to focus on strong maintenance, renovation, revitalization, reconstruction, and sustainability efforts to ensure its growing and aging infrastructure can meet increasing demands while limiting the need to utilize debt funding for repair projects. Capital Maintenance funding and expenditures continue to increase to address identified needs of Plano's existing infrastructure. Additionally, ARPA funds received by the City and used for operating expenditures have allowed for an increase in the number of projects to be included in FY 2022-23.

When planning for the infrastructure needs of the City, the financial impact on the Operating Budget as new infrastructure is built and renovated is considered. This increases the required operations and maintenance costs that are not readily apparent when a project is initiated and construction takes place over several years. The operating budget covers the cost of financing, maintaining and operating new facilities and park improvements that are built under the capital budget. CIP projects scheduled to be completed in FY 2022-23 are expected to increase annual operating costs in the General Fund by \$988,427.

All projects included in the FY 2022-23 Community Investment Program will provide the maximum benefit in the most cost efficient manner to enhance the quality of life for the City's residents. The projects included in this plan will continue to be reviewed, revised and approved annually by City Council.

Respectfully Submitted,



Mark D. Israelson
City Manager

COMMUNITY INVESTMENT PROGRAM OVERVIEW

CIP Overview

The Community Investment Program contains the following categories:

Bond Funded

- General Obligation CIP - General Obligation improvements are funded by the Debt portion of the Ad Valorem tax rate, which repay bonds that have been authorized through citywide elections. These projects include Street Improvements, Park Improvements, Municipal Facilities and Public Infrastructure Improvements. In addition to bonds, projects may also be supported through intergovernmental grants or project participation by partnering entities, such as Texas Department of Transportation (TxDOT) or Collin County. General Obligation bonds are anticipated to be issued annually at varying levels necessary to support voter approved projects.
- Technology Improvements CIP – Technology projects are funded through certificates of obligation and tax notes, which generally have a shorter lifespan than general obligation bonds and are funded by the Debt portion of the Ad Valorem tax rate.
- Public Art CIP – Public art projects were originally funded by a certificates of obligation issue in 2006. No additional debt issues for public art are planned at this time.
- Municipal Drainage CIP - Projects are funded through revenue bonds, which are repaid solely from drainage fee revenues.

Pay-As-You-Go

- Water and Sewer CIP –Revenue bonds were initially issued to support the first phase of a citywide water meter change out program in 2018, with the second issuance occurring in 2021 to support phase two of that project. Funding for additional projects within the Water and Sewer CIP comes from transfers of revenue to the Water & Sewer Operating Fund. With the need for potentially extensive infrastructure upgrade and replacement projects in the future, the Water and Sewer CIP would require the further use of revenue bonds in addition to transfers directly from the Water & Sewer Fund as a hybrid approach to sufficiently fund the full scope of planned projects.
- Capital Maintenance - Annual transfers are made from the General Fund, Water & Sewer Fund, Municipal Drainage Fund and Convention & Tourism Fund for rehabilitation, renovation and repair projects.

COMMUNITY INVESTMENT PROGRAM OVERVIEW

- Park Fee Program – Fees assessed on new residential development provide revenue exclusively for neighborhood and linear park development. As Plano has a limited supply of land zoned for residential development remaining, significant projects in this category are not anticipated far into the future.

Development of the 2022-23 CIP closely mirrored the process used for creating the 2022-23 City of Plano operating budget. Using the future years of the prior-year CIP as a starting point, departments that oversee the conception, design and construction of capital improvements determined an initial list of funding requirements to acquire land, develop designs, hire contractors and equip and outfit projects upon completion. These requirements were reviewed by an internal staff committee for compliance with the City of Plano's comprehensive plan, and by senior management with the City Manager having final say over what was included in the Proposed CIP. The Proposed CIP was reviewed by Plano's Planning and Zoning Commission and the Plano City Council in August 2022. Citizens of Plano and any other interested parties were able to review the Proposed CIP on the City's website or at City of Plano libraries, and provide feedback during several public hearings held throughout the budget process or through contacting city council members or city staff. The Plano City Council provided comments and direction to the City Manager before adopting a final CIP in September 2022 at the same meeting as the operating budget.

The CIP is appropriated via a City Council ordinance with appropriations made at the fund level. Individual projects may be moved forward or back depending on project timelines, financial considerations, operational needs or direction from City Council. The CIP ordinance can be amended by the City Council to provide for additional appropriations or to reduce appropriations through a supplemental appropriation ordinance, which formally amends the adopted CIP ordinance currently in effect.

The following pages provide summary information of each category of the 2022-23 Community Investment Program and the impacts that they have on the current and anticipated future operating budgets.

GENERAL OBLIGATION COMMUNITY INVESTMENT PROGRAM

Introduction

General Obligation improvements are primarily funded by receipts from bond sales, with bonds being repaid from a specified portion of the ad valorem tax rate. Other sources such as cash on hand, joint ventures with other governmental and private entities and assessments provide additional revenue for projects. These projects include Street Improvements, Park & Recreation Improvements, Municipal Facilities and Public Infrastructure Improvements to support economic redevelopment.

Bond referendums are typically held every four years, after the City Council has reviewed project recommendations from city staff, board and committee members and Plano residents. A bond election was held in 2021, with the approved propositions incorporated into the Community

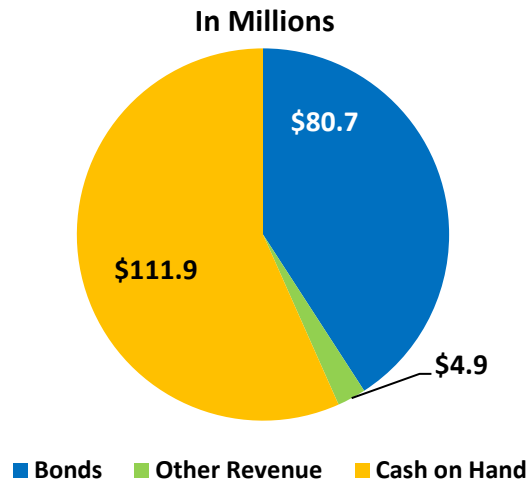
Investment Program. The 2022-23 CIP utilizes remaining authority granted from five propositions that passed in 2021 (\$297,350,000 remains available from the total original authority of \$363,965,000 across six propositions).

Current plans call for the next City of Plano bond referendum to occur in May 2025, which will request additional bond authority for a variety of projects that are still being developed and scoped. Projects being considered for this referendum are listed in the future years covered within this document; however, the implementation of these projects is contingent upon their inclusion in a future bond program.

Financing for the annual program is provided by a “cash flow” approach, with bonds being sold to investors each year to generate adequate funding to pay for the anticipated expenditures for both existing and new projects in the near future. This approach provides the most efficient use of public tax dollars by allowing multi-year projects to be initiated without issuing bonds for the full cost of projects, thus keeping bond sales down to only the projected cash outlay requirements.

RESOURCES - The main funding sources for the General Obligation Community Investment Program projects are receipts from the sale of general obligation bonds. Contributions from other governmental entities and developer participation are among other major funding sources utilized. The estimated cash on hand is remaining funds that may be encumbered but not expended from the prior fiscal year. Resources for the 2022-23 General Obligation CIP projects are outlined in the following chart:

2022-23 General Obligation Resources

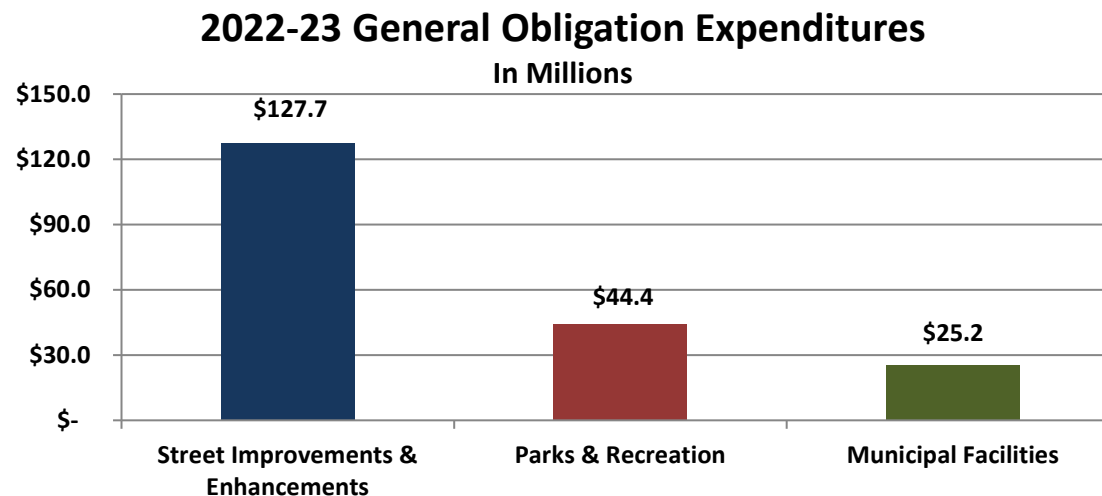


COMMUNITY INVESTMENT PROGRAM OVERVIEW

On May 1, 2021, Plano voters approved \$364.0 million in new bond authority to support the next four year period of projects in the Community Investment Program. These bonds will provide the funding for projects undertaken in the General Obligation portion of the Community Investment Program over the next few years. A \$80.7 million G.O. bond issuance is planned for 2023 to support 2022-23 CIP projects. Included in 2022-23 is \$1,613,700 for one interest payment based on a projected 4% interest rate. The debt portion of the tax rate is \$0.1150 per \$100 valuation and will pay for both the current debt service requirements and the initial interest payment on the newly issued general obligation bonds in Spring 2023. The total general obligation bond requirements for the 2022-23 projects are detailed below by proposition:

Proposition:	Amount
2021 Street Improvements	40,620,000
2021 Park & Recreational Facilities	18,000,000
2021 Public Safety Facilities	9,065,000
2021 Muehlenbeck Recreation Center	8,000,000
2021 Municipal Facilities	5,000,000
	\$80,685,000

EXPENDITURES - The 2022-23 General Obligation CIP includes \$197.5 million across the following major categories:



Highlights of the 2022-23 General Obligation CIP include:

- *Street Improvements & Enhancements*

Shiloh Road Expansion- Park Blvd to 14th St	10,850,000
2021 Arterial Repairs	4,700,000
Arterial Repair Parker Rd ECL to Country Place Dr	4,500,000
Arterial Repair Parker Rd WCL to Preston Rd	4,500,000
Traffic Cabinet, Local Controller, & Software Development	4,059,284
Residential Concrete Pavement Repair Zone C6	4,000,000
Residential Concrete Pavement Repair Zone G10	4,000,000
Residential Concrete Pavement Repair Zone G3 - West	4,000,000
Arterial Repair Plano Pky - US75 to East City Limit	3,500,000
Residential Concrete Pavement Repair Zone P4	3,500,000
Residential Pavement Repair Zone I7 & N3	3,500,000
Arterial Repair Hedgcoxe Rd - Legacy Dr to Custer	3,000,000
Arterial Repair Independence Pkwy	3,000,000
2022 Traffic Signal Construction	2,300,000
Plano Event Center Street Improvements	2,120,000
Japonica Lane, R Ave & Puma Rd Paving and Waterline Reconstruction	2,080,000
Parker Road Reconstruction - Roundrock to Custer	2,040,000
Water Rehab - Post Oak and Whiffletree II, III & IV	2,030,000
Bridge Repairs Ph. III	2,015,000
Parker Road Corridor Improvements	2,010,000
2021 Residential Street & Alley	2,000,000
Residential Concrete Pavement Repair Zone D6	2,000,000
Residential Concrete Pavement Repair Zone K8 & L8	2,000,000
Various Street Improvement Projects under \$2,000,000	49,961,800
	\$127,666,084

COMMUNITY INVESTMENT PROGRAM OVERVIEW

- Park Improvements & Recreation Centers*

21 Tom Muehlenbeck Recreation Center Renovation	8,000,000
21 Maintenance Facility	5,850,000
17 Oak Point Park & Nature Preserve	3,515,527
17 Jack Carter Park Improvements	2,859,865
Old Shepard Community Park Renovation	2,000,000
21 Lighting Replacements	1,980,000
Breckinridge Trail	1,520,000
17 Los Rios Park, Phase I	1,323,431
21 Park Improvements	1,250,000
Chisholm Trail Replacement - Spring Creek Pkwy	1,000,000
Santa Fe Trail Replacement at Oak Grove	961,400
Longhorn Neighborhood Park Reno	846,234
Steeplechase Neighborhood Park Reno	800,000
Chisholm Trail Extension - 15th	750,000
Various Park & Recreation Projects Under \$750,000	11,723,000
	\$44,379,457

- Municipal Facilities*

21 Fire Station 5 Remodel	7,000,000
21 City Council Chambers Renovation	5,177,460
Parkway Service & Fleet Service Center Renovation	4,627,680
2021 Fueling Stations	3,430,000
17 Fleet Service Center	2,000,000
17 Fire Training Center	1,181,940
21 Fire Station 4 Improvements	513,100
Various Facilities Projects under \$500,000	1,278,550
	\$25,208,730

Implementation of the Community Investment Program projects adds additional costs totaling \$988,427 to the General Fund during 2022-23. Included within this figure is \$275,040 for one-time, non-recurring expenses associated with outfitting facilities or obtaining vehicles, equipment, and technology for new positions. Additional ongoing expenditures are spread across Plano's Parks & Recreation (\$331,228), Engineering (\$133,070), Public Works (\$15,439) and Facilities (\$233,650) departments.

Fire Training Center	
Utilities, maintenance & custodial expenses for 6 months of operations	\$45,111
Harrington Library Expansion	
Utilities, maintenance & custodial expenses for 2 months of operations	\$5,144
Oak Point Recreation Center Pool Renovation	
Utilities, maintenance & custodial expenses for 12 months of operations	\$7,455
Medians & Rights of Way Acquisition	
Contractual landscape maintenance, mowing, and litter removal	\$42,500
Athletic Field Maintenance	
Upgraded mower for cricket pitch at Bob Woodruff Park	\$30,000
Bond Project Support - Parks	
Asset Management Technician, Park Field Services Specialist, Equipment Operator, Park Maintenance Assistant Supervisor, vehicle, supplies & technology costs	\$429,538
Bond Project Support – Engineering	
Traffic Engineer, supply and technology costs	\$209,739
Bond Project Support - Facilities	
HVAC/Building Systems Technician & Administrative Assistant to support additional facility & project workloads	\$175,940
Living Screen Maintenance	
Irrigation and maintenance costs for added living screens	\$43,000
Total General Fund O&M due to CIP Projects Coming On-Line in 2022-23	\$988,427

COMMUNITY INVESTMENT PROGRAM OVERVIEW

Additional information regarding operating expenses associated with CIP projects being completed follows this overview section, including a forecast of future year CIP related expenses and further detail linking 2022-23 CIP additions to completed projects.

TECHNOLOGY IMPROVEMENTS COMMUNITY INVESTMENT PROGRAM

RESOURCES - Certificates of Obligation (C.O.'s) and Tax Notes provide the funding for the Technology Improvements CIP. Implementation of several critical enterprise level technology projects necessitates a \$9.0 million tax note sale in fall 2022 to fully fund citywide technology improvements and projects. The initial interest payment for this future issuance is forecast to be \$450,000 and assumes a level interest rate on the issue of 5.0%.

EXPENDITURES - The following projects are included in the 2022-23 Technology Improvements CIP:

Development Services Solution Replacement	2,700,000
RMS Replacement	2,350,000
Security Strategic Plan	2,350,000
RFID Replacement	1,600,000
	\$9,000,000

PUBLIC ART COMMUNITY INVESTMENT PROGRAM

RESOURCES – Public art projects were originally funded by a certificates of obligation issue in 2006. No additional debt issues for public art are planned at this time.

EXPENDITURES – No new projects are planned in the Public Art CIP for 2022-23.

MUNICIPAL DRAINAGE COMMUNITY INVESTMENT PROGRAM

RESOURCES - Municipal Drainage Revenue Bonds provide the funding for the Municipal Drainage CIP. These bonds are repaid by pledged revenues collected from drainage fees that are included on utility bills paid by Plano residents and businesses. The City of Plano's Municipal Drainage Revenue Bonds were last rated as AAA by Standard & Poor's and Aa1 by Moody's in Spring 2021. A bond sale of \$5.0 million is anticipated in FY 2022-23.

EXPENDITURES - The following projects are included in the 2022-23 Municipal Drainage CIP:

Collin Creek Culvert Replacement	15,325,000
Big Lake Silt Removal	1,500,000
Indian Creek & Shady Creek Circle Bank Stabilization	1,110,000
Erosion Control- Spring Creek at 16th Street	1,050,000
2019 Drainage Improvements	865,000
Big Lake Weir Repair	785,000
Erosion Control - Willow Creek & Ports O'Call	680,000
Erosion Control - Shady Brook Trail / Riverside	550,000
Miscellaneous Drainage Improvements	500,000
Streambank Citywide Study	500,000
Erosion Control	400,000
Ranch Estates Drainage Improvements	400,000
East Side Drainage Improvements	350,000
Creek Erosion Projects	275,000
Various Drainage Projects under \$250,000	773,000
	\$25,333,000

COMMUNITY INVESTMENT PROGRAM OVERVIEW

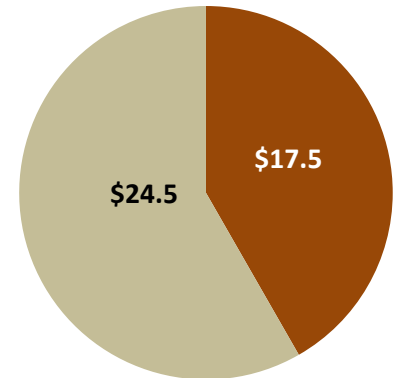
PAY-AS-YOU-GO COMMUNITY INVESTMENT PROGRAM

WATER & SEWER COMMUNITY INVESTMENT PROGRAM

RESOURCES - The 2022-23 Water & Sewer CIP will utilize funding from \$17.5 million in funding transferred from the Water & Sewer Fund that collects system revenue over the course of the coming year. These sources, along with \$36.6 million in current cash on hand, will support design and construction of numerous water and wastewater infrastructure improvements. Aging infrastructure in combination with capacity projects will increase the demands on the Water and Sewer CIP projects that are funded through the Water & Sewer Operations Fund in the future – be it through direct pay-go transfers or future debt issues that may be necessary to fund large projects. The following chart details the funding resources for water and sewer capital projects for 2022-23:

2022-23 Water & Sewer CIP Resources

In Millions



■ Pay Go Revenue ■ Cash on Hand

EXPENDITURES - As Plano's Water & Sewer infrastructure continues to age, there is an increasing demand for rehabilitation and replacement projects. The total Water & Sewer CIP Budget for 2022-23 totals \$42.0 million in projects. The highlights of the 2022-23 Water & Sewer CIP are as follows:

- *Water*

Water Meter Replacement	3,726,968
Water Rehab - Post Oak and Whiffletree II, III & IV	2,215,000
Water Rehab - Frontier/Webster/Keenan/Redondo/Raywood/Spr Pt	1,688,000
Water Rehab - Parkview Addition	1,125,000
Water Rehab - Cross Creek East	1,100,000
Water Rehab - Parker Rd Estates Phase II	1,080,000
Water Rehab - Parker Rd Estates Phase I	1,050,000
Water Infrastructure Renovation	1,000,000
Water System Inspections	1,000,000
Parker Road Reconstruction- Roundrock to Custer	900,000
Shiloh Road Expansion- 14th Street to Park Boulevard	850,000
Paving and WL Reconstruction- Pleasant Valley & Villa Downs	750,000
Various Water Projects Under \$750,000	\$3,324,300
	\$22,809,268

- *Sewer*

Collin Creek Wastewater Improvements	3,580,000
Plano Parkway Parallel Interceptor	2,200,000
Sanitary Sewer Rehab Requirements Contract III	2,000,000
Dallas North Trunk- Phase 2	1,900,000
Sanitary Sewer Improvements: Legacy, Ohio, Prestonwood	1,320,000
Erosion Control at Two Aerial Crossings	1,225,000
Sewer Improvements - Data, Lotus & PGBT	1,015,000
Inflow & Infiltration Repairs (Serv.Contracts)	1,000,000
Inflow/Infiltration Program	1,000,000
Aerial Crossings	900,000
Sanitary Sewer Manhole Lining 2023	500,000
Wastewater Pump Station Improvements	500,000
Various Sewer Projects under \$500,000	2,455,000
	\$19,595,000

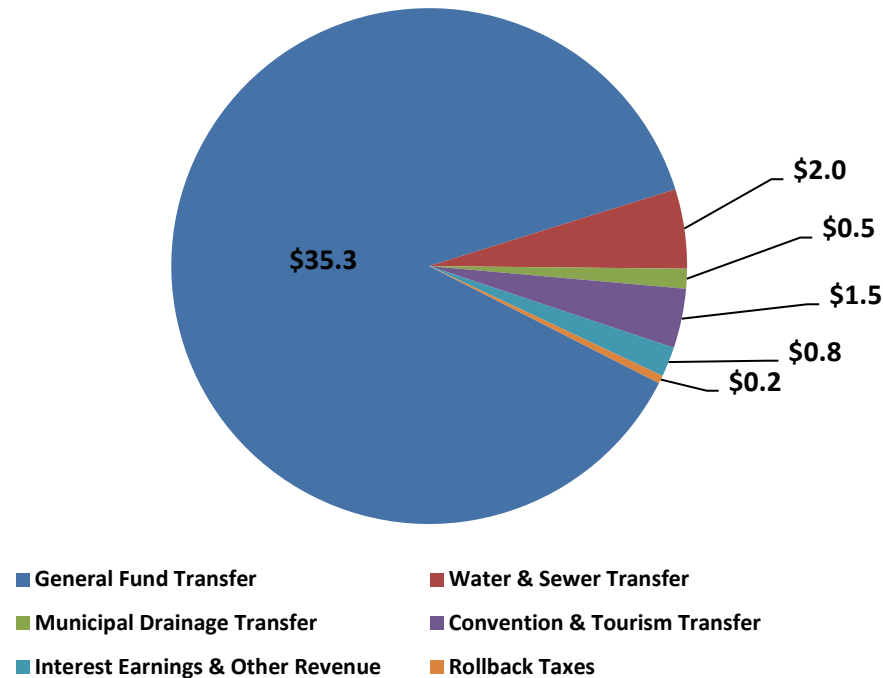
COMMUNITY INVESTMENT PROGRAM OVERVIEW

CAPITAL MAINTENANCE COMMUNITY INVESTMENT PROGRAM

RESOURCES - In a pro-active approach to maintaining the City's infrastructure, the City of Plano established its Capital Maintenance Fund in the 1985-86 fiscal year. The Capital Maintenance Fund provides funding for major infrastructure repairs and rehabilitation projects that are more appropriately funded from sources other than debt. The pay-as-you-go methodology transfers funds from operations as the primary revenue source. Total transfers for 2022-23 equal \$39.3 million, with \$35.3 million coming from the General Fund, \$2.0 million from the Water & Sewer Fund, \$1,500,000 from the Convention & Tourism Fund and \$500,000 from the Municipal Drainage Fund. Rollback tax revenue is anticipated at \$200,000, interest earnings at \$750,000 make up the remaining significant revenue sources for this fund.

2022-23 Capital Maintenance Resources

In Millions

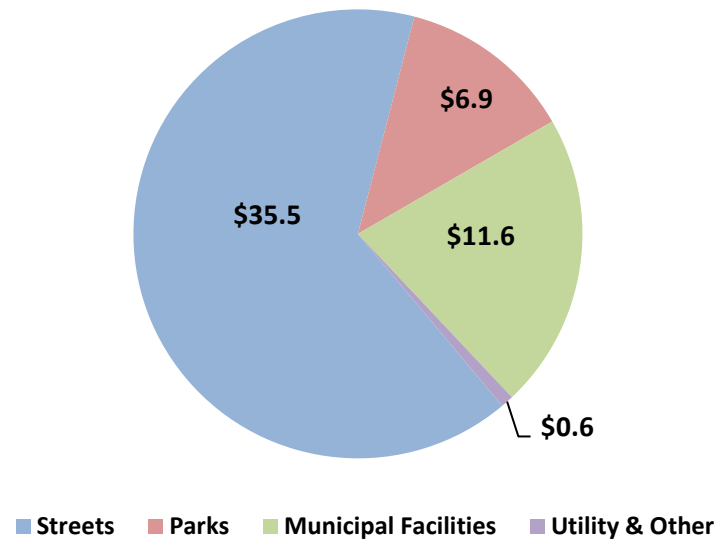


EXPENDITURES - The residents and businesses of Plano have paid approximately \$2.8 billion for existing infrastructure and facilities that must be maintained in order to provide effective service to Plano citizens, businesses and visitors. The Capital Maintenance Fund safeguards the City's sizable investment in capital improvements by providing resources for significant repair, rehabilitation and renovation projects that have an expected life of at least 10 years to prolong the useful life of these assets. Major project categories funded in 2022-23 include:

Street Projects	\$35,470,000
Parks & Recreation Projects	6,862,720
Municipal Facilities	11,602,522
Utility & Other Projects	600,000
	\$54,535,242

2022-23 Capital Maintenance Fund Projects

In Millions



COMMUNITY INVESTMENT PROGRAM OVERVIEW

PARK FEE PROGRAM

RESOURCES - The Park Fee Program was established in 1993-94 to provide funding for the acquisition and development of Neighborhood and Linear Park Facilities. Revenues have seen a substantial increase in recent years due to the park fee being increased in June 2019 and multiple residential projects being undertaken throughout Plano in the near future. However, this is a diminishing revenue source as fewer residential properties can be developed in Plano. Additional revenue in 2022-23 are projected to be \$300,000. Each year a surplus balance remains that will be carried forward into the following year or used as a reserve for land purchases as they become available.

EXPENDITURES - The Park Fee Program includes projects by service area for each year of the Community Investment Program to acquire land and further develop neighborhood and linear parks. Project totals for 2022-23 equal \$3,875,066.

Chisholm Trail/Collin Creek Park Site	\$2,568,202
Jack Carter Park Trails	588,457
Hoblitzelle Trail Improvements, Phase I & II	364,585
Spring Creek/Parkwood Neighborhood Park	353,822
	\$3,875,066

NEW OPERATING & MAINTENANCE EXPENSES**2022-23 COMMUNITY INVESTMENT PROGRAM**

	2022-23	2023-24	2024-25	2025-26	2026-27
<u>CIP O&M Expenditures</u>					
<u>Facilities Maintenance & Services Ongoing Expenses</u>					
Fire Training Center	45,111				
Harrington Library Expansion	5,144				
Oak Point Recreation Center Outdoor Pool	7,455				
Facilities Staffing	175,940	223,421			
Fire Station 5 Expansion		28,577	8,653		
Parkway Operation		10,643	5,349		
Fire Station 8 Expansion			6,135	6,135	
Oak Point Park Maintenance Facility			24,815	25,221	
<i>Subtotal</i>	\$233,650	\$262,641	\$44,952	\$31,356	\$0

Facilities Ongoing Impact Descriptions

Fire Training Center: Utilities, maintenance & custodial expenses for 6 months of operations

Harrington Library Expansion: Utilities, maintenance & custodial expenses for 2 months of operations

Oak Point Recreation Center Outdoor Pool: Utilities & maintenance expenses for 12 months of operations

Fire Station 5 Expansion: Utilities, maintenance & custodial expenses for 12 months of operations

Parkway Operations: Utilities, maintenance & custodial expenses for 12 months of operations

Fire Station 8 Expansion: Utilities, maintenance & custodial expenses for 12 months of operations

Oak Point Park Maintenance Facility: Utilities & maintenance expenses for 12 months of operations

Parks Ongoing Expenses

Park, Trail & Land Acquisition CIP Projects	288,228	\$164,850	\$73,850	\$73,850	\$0
Capital Maintenance	43,000				
<i>Subtotal</i>	331,228	\$164,850	\$73,850	\$73,850	\$0

Parks Ongoing Impact Descriptions

Park, Trail & Land Acquisition CIP Projects: 4 positions (Asset Management Technician & Field Service Specialist, plus Equipment Operator & Asst Supervisor for 2 months) plus equipment & contractual maintenance

NEW OPERATING & MAINTENANCE EXPENSES**2022-23 COMMUNITY INVESTMENT PROGRAM**

	2022-23	2023-24	2024-25	2025-26	2026-27
<u>Parks One-Time Project Funding</u>					
Park, Trail & Land Acquisition CIP Projects	213,810				
<i>Subtotal</i>	\$213,810	\$0	\$0	\$0	\$0

Parks One-Time Funding Descriptions

Park, Trail & Land Acquisition CIP Projects: 3 work trucks, large mower & technology equipment

Departmental Ongoing Expenses

21 Bond Projects	148,509				
Fire Station 5 Expansion		75,000			
Fire Station 8 Expansion			80,000		
Parkway Service Center Expansion		300,000			
Fleet Service Center Renovation		78,000			
<i>Subtotal</i>	\$148,509	\$453,000	\$80,000	\$0	\$0

Departmental Ongoing Impact Descriptions

21 Bond Projects: 1 Traffic Engineer, plus O&M expenditures

Departmental One-Time Project Funding

21 Bond Projects	61,230				
<i>Subtotal</i>	\$61,230	\$0	\$0	\$0	\$0

Departmental One-Time Funding Descriptions

21 Bond Projects: Work Truck, Office Furniture & Technology equipment

Total CIP O&M Expenditures	\$988,427	\$880,491	\$198,802	\$105,206	\$0
Tax Rate Impact	0.19	0.16	0.04	0.02	0.00

NEW OPERATING & MAINTENANCE EXPENSES

2022-23 COMMUNITY INVESTMENT PROGRAM

	2022-23	2023-24	2024-25	2025-26	2026-27
<u>Cumulative</u>					
New CIP O&M 2022-23	\$988,427	\$713,387	\$713,387	\$713,387	\$713,387
New CIP O&M 2023-24		880,491	880,491	880,491	880,491
New CIP O&M 2024-25			198,802	198,802	198,802
New CIP O&M 2025-26				105,206	105,206
New CIP O&M 2026-27					-
Total Cumulative O&M	\$988,427	\$1,593,878	\$1,792,680	\$1,897,886	\$1,897,886



FUND SUMMARIES

COMBINED EXPENDITURE SUMMARY

(Includes All Resources)

		Re-Estimate						
Project Expenditures	2021-22	2022-23	2023-24	2024-25	2025-26	2026-27	Future	Total
Fire & Public Safety Facilities	6,224,994	8,795,040	9,035,000	5,250,000	0	0	0	29,305,034
Library Facilities	6,682,184	874,000	730,000	750,000	0	0	0	9,036,184
Police & Court Facilities	82,700	0	300,000	117,300	0	0	0	500,000
Existing Municipal Facilities	2,342,480	10,109,690	0	0	0	0	0	12,452,170
Service Center Facilities	700,000	5,430,000	0	0	0	0	0	6,130,000
Park Improvements	38,339,071	36,129,457	47,619,975	11,106,350	17,441,600	20,945,207	25,700,000	197,281,660
Recreation Center	6,185,930	8,250,000	7,200,000	0	0	0	16,197,500	37,833,430
Public Infrastructure Improvements	2,030,942	0	0	0	0	0	0	2,030,942
Street Improvements	57,945,205	127,911,084	125,505,590	69,381,000	27,333,000	7,970,000	21,705,000	437,750,879
Street Enhancements	<u>100,000</u>	<u>0</u>	<u>500,000</u>	<u>0</u>	<u>375,000</u>	<u>375,000</u>	<u>0</u>	<u>1,350,000</u>
Total General Obligation	120,633,506	197,499,271	190,890,565	86,604,650	45,149,600	29,290,207	63,602,500	733,670,299
Public Art	102,183	0	0	0	0	0	0	102,183
Technology Improvements	<u>4,467,534</u>	<u>9,000,000</u>	<u>0</u>	<u>0</u>	<u>0</u>	<u>0</u>	<u>0</u>	<u>13,467,534</u>
Total Short Term Debt	4,569,717	9,000,000	0	0	0	0	0	13,569,717
Municipal Drainage	<u>13,406,729</u>	<u>25,408,000</u>	<u>10,000,000</u>	<u>6,565,000</u>	<u>6,505,000</u>	<u>4,175,000</u>	<u>10,394,000</u>	<u>76,453,729</u>
Total Revenue Bond	13,406,729	25,408,000	10,000,000	6,565,000	6,505,000	4,175,000	10,394,000	76,453,729
Park Fee Program	862,825	3,875,066	3,876,101	1,307,899	0	413,007	0	10,334,898
Capital Maintenance Fund:								
Streets & Drainage Projects	25,282,995	35,470,000	35,145,000	27,854,000	24,045,000	24,045,000	23,270,000	195,111,995
Parks & Recreation Projects	7,125,519	6,862,720	4,699,950	4,340,614	3,919,950	4,157,880	17,835,730	48,942,363
Municipal Facilities Projects	24,223,659	11,602,522	5,839,928	5,783,028	6,548,028	5,109,248	0	59,106,413
Utility & Other Projects	<u>500,000</u>	<u>600,000</u>	<u>500,000</u>	<u>500,000</u>	<u>600,000</u>	<u>600,000</u>	<u>501,000</u>	<u>3,801,000</u>
Capital Maintenance Fund Total	57,132,173	54,535,242	46,184,878	38,477,642	35,112,978	33,912,128	41,606,730	306,961,771
Total Other Funds	57,994,998	58,410,308	50,060,979	39,785,541	35,112,978	34,325,135	41,606,730	317,296,669
Water	15,491,140	22,809,268	19,950,000	12,270,000	24,870,000	13,120,000	13,420,000	121,930,408
Sewer	<u>8,485,000</u>	<u>19,595,000</u>	<u>26,730,000</u>	<u>18,640,000</u>	<u>17,250,000</u>	<u>12,750,000</u>	<u>8,725,000</u>	<u>112,175,000</u>
Total Water & Sewer	23,976,140	42,404,268	46,680,000	30,910,000	42,120,000	25,870,000	22,145,000	234,105,408
TOTAL	220,581,090	332,721,847	297,631,544	163,865,191	128,887,578	93,660,342	137,748,230	1,375,095,822

2022-23 COMMUNITY INVESTMENT PROGRAM
STATUS OF EXISTING BOND AUTHORITY AND ANTICIPATED FUTURE ISSUANCES

Proposition	Total Authority	Amount Previously Issued	Remaining Authority	Projected				
				2022-23	2023-24	2024-25	2025-26	2026-27
2021 AUTHORITY:								
Street Improvements	231,000,000	52,700,000	178,300,000	40,620,000	114,380,000	23,300,000	0	0
Park & Recreational Facilities	81,935,000	8,065,000	73,870,000	18,000,000	50,000,000	5,870,000	0	0
Muehlenbeck Recreation Center	15,900,000	1,000,000	14,900,000	8,000,000	6,900,000	0	0	0
Public Safety Facilities	27,140,000	3,750,000	23,390,000	9,065,000	9,825,000	4,500,000	0	0
Municipal Facilities	5,500,000	500,000	5,000,000	5,000,000	0	0	0	0
Library Facilities	2,490,000	600,000	1,890,000	0	750,000	750,000	0	0
Total	363,965,000	66,615,000	297,350,000	80,685,000	181,855,000	34,420,000	0	0

STATUS OF OTHER DEBT AND ANTICIPATED FUTURE ISSUANCES

		2022-23	2023-24	2024-25	2025-26	2026-27
REVENUE BONDS						
Municipal Drainage	53,995,000	5,000,000	9,000,000	7,000,000	6,000,000	4,000,000
Water & Sewer	52,975,000	0	0	0	0	0

Muehlenbeck Rec Center (Fund 21)
FY 2021 - FY 2027

	ACTUAL 2020-21	BUDGET 2021-22	RE-EST 2021-22	PROPOSED 2022-23	2023-24	PROJECTED		
						2024-25	2025-26	2026-27
Beginning Fund Balance	\$0	\$0	\$0	\$550,100	\$550,200	\$250,300	\$250,300	\$250,300
<u>Revenues</u>								
GO Bond Sale - 2021 Authorization	\$0	\$0	\$1,000,000	\$8,000,000	\$6,900,000	\$0	\$0	
Interest	\$0	\$0	\$100	100	100	\$0	\$0	\$0
Total Resources	\$0	\$0	\$1,000,100	\$8,550,200	\$7,450,300	\$250,300	\$250,300	\$250,300
Total Expenditures	\$0	\$0	\$450,000	\$8,000,000	\$7,200,000	\$0	\$0	\$0
Ending Fund Balance	\$0	\$0	\$550,100	\$550,200	\$250,300	\$250,300	\$250,300	\$250,300

Recreation Center Facilites (Fund 22)

FY 2021 - FY 2027

	ACTUAL 2020-21	BUDGET 2021-22	RE-EST 2021-22	PROPOSED 2022-23	2023-24	PROJECTED		
						2024-25	2025-26	2026-27
Beginning Fund Balance	\$9,984,023	\$3,273,530	\$5,814,983	\$249,122	\$322	\$322	\$322	\$322
<u>Revenues</u>								
GO Bond Sale - 2017 Authorization	0	0	0	0	0	0	0	0
GO Bond Sale - 2019 Authorization	1,435,656	0	0	0	0	0	0	0
GO Bond Sale - Future Authorization*	0	0	0	0	0	0	0	0
Interest	54,763	18,000	4,000	1,200	0	0	0	0
Total Resources	\$11,474,442	\$3,291,530	\$5,818,983	\$250,322	\$322	\$322	\$322	\$322
Total Expenditures	\$5,659,459	\$3,000,000	\$5,569,861	\$250,000	\$0	\$0	\$0	\$0
Ending Fund Balance	\$5,814,983	\$291,530	\$249,122	\$322	\$322	\$322	\$322	\$322

Street Enhancements (Fund 23)

FY 2021 - FY 2027

	ACTUAL 2020-21	BUDGET 2021-22	RE-EST 2021-22	PROPOSED 2022-23	2023-24	PROJECTED		
						2024-25	2025-26	2026-27
Beginning Fund Balance	\$629,321	\$532,904	\$632,904	\$536,904	\$540,304	\$43,704	\$44,004	\$169,304
<u>Revenues</u>								
Interest	\$3,583	\$14,800	\$4,000	\$3,400	\$3,400	\$300	\$300	\$1,200
GO Bond Sale - Future Authorization*		0	0	0	0	0	500,000	250,000
Total Resources	\$632,904	\$547,704	\$636,904	\$540,304	\$543,704	\$44,004	\$544,304	\$420,504
Total Expenditures	\$0	\$0	\$100,000	\$0	\$500,000	\$0	\$375,000	\$375,000
Ending Fund Balance	\$632,904	\$547,704	\$536,904	\$540,304	\$43,704	\$44,004	\$169,304	\$45,504

Police & Court Facilities (Fund 25)
FY 2021 - FY 2027

	ACTUAL 2020-21	BUDGET 2021-22	RE-EST 2021-22	PROPOSED 2022-23	2023-24	PROJECTED		
						2024-25	2025-26	2026-27
Beginning Fund Balance	\$853,260	\$791,297	\$839,737	\$761,037	\$764,637	\$968,237	\$855,537	\$859,637
<u>Revenues</u>								
Interest	\$4,831	\$4,500	\$4,000	\$3,600	\$3,600	\$4,600	\$4,100	\$4,100
GO Bond Sale - 2021 Authorization	0	0	0	0	500,000	0	0	0
Total Resources	\$858,091	\$795,797	\$843,737	\$764,637	\$1,268,237	\$972,837	\$859,637	\$863,737
Total Expenditures	\$18,354	\$200,000	\$82,700	\$0	\$300,000	\$117,300	\$0	\$0
Ending Fund Balance	\$839,737	\$595,797	\$761,037	\$764,637	\$968,237	\$855,537	\$859,637	\$863,737

Municipal Drainage CIP (Fund 26)
FY 2021 - FY 2027

	ACTUAL 2020-21	BUDGET 2021-22	RE-EST 2021-22	PROPOSED 2022-23	2023-24	PROJECTED		
						2024-25	2025-26	2026-27
Beginning Fund Balance	\$684,471	\$28,748,067	\$35,941,850	\$22,535,321	\$2,127,421	\$1,127,421	\$1,562,421	\$1,057,421
<u>Revenues</u>								
Revenue Bond Sale	\$40,000,000	\$5,000,000	\$0	\$5,000,000	\$9,000,000	\$7,000,000	\$6,000,000	\$4,000,000
Interest	15,645	27,200	\$200	\$100	\$0	\$0	\$0	\$0
Total Resources	\$40,700,116	\$33,775,267	\$35,942,050	\$27,535,421	\$11,127,421	\$8,127,421	\$7,562,421	\$5,057,421
Total Expenditures	\$4,758,266	\$31,785,720	\$13,406,729	\$25,408,000	\$10,000,000	\$6,565,000	\$6,505,000	\$4,175,000
Ending Fund Balance	\$35,941,850	\$1,989,547	\$22,535,321	\$2,127,421	\$1,127,421	\$1,562,421	\$1,057,421	\$882,421

Library Facilities (Fund 27)
FY 2021 - FY 2027

	ACTUAL 2020-21	BUDGET 2021-22	RE-EST 2021-22	PROPOSED 2022-23	2023-24	PROJECTED		
						2024-25	2025-26	2026-27
Beginning Fund Balance	\$5,162,698	\$1,112,948	\$7,337,420	\$1,256,236	\$382,436	\$402,536	\$402,636	\$402,636
<u>Revenues</u>								
GO Bond Sale - 2017 Authorization	5,500,288	0	0	0	0	0	0	0
GO Bond Sale - 2021 Authorization	0	0	600,000	0	750,000	750,000	0	0
Interest	31,592	6,800	1,000	200	100	100	0	0
Total Resources	\$10,694,578	\$1,119,748	\$7,938,420	\$1,256,436	\$1,132,536	\$1,152,636	\$402,636	\$402,636
Total Expenditures	\$3,357,158	\$1,010,000	\$6,682,184	\$874,000	\$730,000	\$750,000	\$0	\$0
Ending Fund Balance	\$7,337,420	\$109,748	\$1,256,236	\$382,436	\$402,536	\$402,636	\$402,636	\$402,636

Fire & Public Safety Facilities (Fund 28)
FY 2021 - FY 2027

	ACTUAL 2020-21	BUDGET 2021-22	RE-EST 2021-22	PROPOSED 2022-23	2023-24	PROJECTED		
						2024-25	2025-26	2026-27
Beginning Fund Balance	\$14,685,969	\$1,093,764	\$7,208,666	\$2,669,672	\$875,032	\$1,165,132	\$415,232	\$415,232
<u>Revenues</u>								
GO Bond Sale - 2021 Authorization	0	500,000	1,685,000	7,000,000	9,325,000	4,500,000	0	0
Interest	77,141	5,700	1,000	400	100	100	0	0
Total Resources	\$14,763,110	\$1,599,464	\$8,894,666	\$9,670,072	\$10,200,132	\$5,665,232	\$415,232	\$415,232
Total Expenditures	\$7,554,444	\$1,330,000	\$6,224,994	\$8,795,040	\$9,035,000	\$5,250,000	\$0	\$0
Ending Fund Balance	\$7,208,666	\$269,464	\$2,669,672	\$875,032	\$1,165,132	\$415,232	\$415,232	\$415,232

Technology Improvements (Fund 29)

FY 2021 - FY 2027

	ACTUAL 2020-21	BUDGET 2021-22	RE-EST 2021-22	PROPOSED 2022-23	2023-24	PROJECTED		
						2024-25	2025-26	2026-27
Beginning Fund Balance	\$6,146,337	\$3,945,488	\$4,483,370	\$16,836	\$21,836	\$28,336	\$36,736	\$47,636
<u>Revenues</u>								
Tax Note Sale - 2022	\$0	\$0	\$0	\$9,000,000	\$0	\$0	\$0	\$0
Interest	35,343	5,000	1,000	5,000	6,500	8,400	10,900	14,100
Total Resources	\$6,181,680	\$3,950,488	\$4,484,370	\$9,021,836	\$28,336	\$36,736	\$47,636	\$61,736
Total Expenditures	\$1,698,310	\$2,429,654	\$4,467,534	\$9,000,000	\$0	\$0	\$0	\$0
Ending Fund Balance	\$4,483,370	\$1,520,834	\$16,836	\$21,836	\$28,336	\$36,736	\$47,636	\$61,736

Municipal Facilities (Fund 31)
FY 2021 - FY 2027

	ACTUAL 2020-21	BUDGET 2021-22	RE-EST 2021-22	PROPOSED 2022-23	2023-24	PROJECTED		
						2024-25	2025-26	2026-27
Beginning Fund Balance	\$1,959,256	\$756,237	\$7,498,717	\$5,657,237	\$548,347	\$548,447	\$548,547	\$548,647
<u>Revenues</u>								
Interest	\$15,140	\$5,800	\$1,000	\$800	\$100	\$100	\$100	\$100
GO Bond Sale - 2019 Authorization	5,760,163	0	0	0	0	0	0	0
GO Bond Sale - 2021 Authorization	0	0	500,000	5,000,000	0	0	0	0
Total Resources	\$7,734,559	\$762,037	\$7,999,717	\$10,658,037	\$548,447	\$548,547	\$548,647	\$548,747
Total Expenditures	\$235,842	\$500,000	\$2,342,480	\$10,109,690	\$0	\$0	\$0	\$0
Ending Fund Balance	\$7,498,717	\$262,037	\$5,657,237	\$548,347	\$548,447	\$548,547	\$548,647	\$548,747

Park Improvements (Fund 32)
FY 2021 - FY 2027

	ACTUAL 2020-21	BUDGET 2021-22	RE-EST 2021-22	PROPOSED 2022-23	2023-24	PROJECTED		
						2024-25	2025-26	2026-27
Beginning Fund Balance	\$39,332,984	\$11,986,463	\$36,744,557	\$19,340,486	\$2,731,029	\$7,791,054	\$5,554,704	\$8,113,104
<u>Revenues</u>								
GO Bond Sale - 2017 Authorization	\$7,665,000	\$0	\$0	\$0	\$0	\$0	\$0	\$0
GO Bond Sale - 2019 Authorization	3,901,244	12,555,000	12,555,000	0	0	0	0	0
GO Bond Sale - 2021 Authorization	0	17,000,000	8,065,000	18,000,000	50,000,000	5,870,000	0	0
GO Bond Sale - Future Authorization*	0	0	0	0	0	3,000,000	20,000,000	20,000,000
Collin County Interlocal Grant	332,060	0	200,000	0	0	0	0	0
TxDOT (TAP/MTP/CMAQ)	556,132	0	0	1,520,000	2,680,000	0	0	0
Oncor			115,000					
Interest	225,845	68,820	0	0	0	0	0	0
Total Resources	\$52,013,265	\$41,610,283	\$57,679,557	\$38,860,486	\$55,411,029	\$16,661,054	\$25,554,704	\$28,113,104
Total Expenditures	\$15,268,708	\$39,938,274	\$38,339,071	\$36,129,457	\$47,619,975	\$11,106,350	\$17,441,600	\$20,945,207
Ending Fund Balance	\$36,744,557	\$1,672,009	\$19,340,486	\$2,731,029	\$7,791,054	\$5,554,704	\$8,113,104	\$7,167,897

Street Improvements (Fund 33)
FY 2021 - FY 2027

	ACTUAL 2020-21	BUDGET 2021-22	RE-EST 2021-22	PROPOSED 2022-23	2023-24	PROJECTED		
						2024-25	2025-26	2026-27
Estimated Beginning Fund Balance	\$74,553,786	\$72,770,117	\$87,793,617	\$87,135,919	\$5,208,217	\$2,487,775	\$595,924	\$1,565,924
<u>Revenues</u>								
GO Bond Sale - 2017 Authorization	\$20,608,385	\$0	\$0	\$0	\$0	\$0	\$0	\$0
GO Bond Sale - 2019 Authorization	18,750,000	0	0	0	0	0	0	0
GO Bond Sale - 2021 Authorization	0	45,200,000	52,700,000	40,620,000	114,380,000	23,300,000	0	0
GO Bond Sale - Future Authorization*	0	0	0	0	0	44,000,000	28,300,000	8,000,000
Construction Participation								
Collin County	1,974,785	5,897,994	1,974,784	3,736,961	7,002,994	0	0	0
Regional Toll Revenues	1,044,219	3,478,641	1,044,219	843,709	1,375,654	170,798	0	0
TxDOT	470,035	0	470,035	339,612	0	5,651	0	0
DART	205,533	0	0	0	0	0	0	0
Miscellaneous Revenue	18,111	0	205,533	0	0	0	0	0
Interest	391,470	191,050	892,936	443,100	26,500	12,700	3,000	7,900
Total Resources	\$118,016,324	\$127,958,727	\$145,081,124	\$133,119,301	\$127,993,365	\$69,976,924	\$28,898,924	\$9,573,824
Total Expenditures	\$30,222,707	\$113,768,086	\$57,945,205	\$127,911,084	\$125,505,590	\$69,381,000	\$27,333,000	\$7,970,000
Ending Fund Balance	\$87,793,617	\$14,190,641	\$87,135,919	\$5,208,217	\$2,487,775	\$595,924	\$1,565,924	\$1,603,824

*Sale Contingent upon Voter Approval

Sewer CIP (Fund 34)
FY 2021 - FY 2027

	ACTUAL 2020-21	BUDGET 2021-22	RE-EST 2021-22	PROPOSED 2022-23	2023-24	PROJECTED		
						2024-25	2025-26	2026-27
Estimated Beginning Fund Balance	\$15,408,557	\$12,182,981	\$16,041,541	\$17,056,541	\$5,961,541	(\$14,518,459)	(\$26,908,459)	(\$37,908,459)
<u>Revenues</u>								
Sewer Revenue Transfers In	\$4,000,000	\$9,500,000	\$9,500,000	\$8,500,000	\$6,250,000	\$6,250,000	\$6,250,000	\$6,250,000
Interest	89,773	70,200	0	0	0	0	0	0
Total Resources	\$19,498,330	\$21,753,181	\$25,541,541	\$25,556,541	\$12,211,541	(\$8,268,459)	(\$20,658,459)	(\$31,658,459)
Total Expenditures	\$3,456,789	\$20,848,764	\$8,485,000	\$19,595,000	\$26,730,000	\$18,640,000	\$17,250,000	\$12,750,000
Ending Fund Balance	\$16,041,541	\$904,417	\$17,056,541	\$5,961,541	(\$14,518,459)	(\$26,908,459)	(\$37,908,459)	(\$44,408,459)

Capital Maintenance (Fund 35)

FY 2021 - FY 2027

	ACTUAL 2020-21	BUDGET 2021-22	RE-EST 2021-22	PROPOSED 2022-23	2023-24	PROJECTED		
						2024-25	2025-26	2026-27
Estimated Beginning Fund Balance	\$31,930,384	\$26,108,481	\$42,885,147	\$37,998,523	\$23,708,830	\$16,487,501	\$16,830,908	\$20,545,779
<u>Revenues</u>								
General Fund Transfer In	\$37,376,519	\$43,250,549	\$46,000,549	\$35,250,549	\$35,250,549	\$35,250,549	\$35,250,549	\$35,250,549
Water & Sewer Transfer In	\$2,000,000	\$2,000,000	\$2,000,000	2,000,000	2,000,000	2,000,000	2,000,000	2,000,000
Municipal Drainage Transfer In	\$500,000	\$500,000	\$500,000	500,000	500,000	500,000	500,000	500,000
Convention & Tourism Transfer In	\$500,000	\$500,000	\$2,750,000	1,500,000	500,000	500,000	500,000	500,000
Rollback Taxes	\$2,363,767	200,000	200,000	200,000	200,000	200,000	200,000	200,000
Interest (4901)	\$216,574	750,000	750,000	750,000	468,000	325,500	332,300	405,600
Miscellaneous Revenue	\$69,650	45,000	45,000	45,000	45,000	45,000	45,000	45,000
Total Resources	\$74,956,893	\$73,354,030	\$95,130,696	\$78,244,072	\$62,672,379	\$55,308,550	\$55,658,757	\$59,446,928
Street Capital Maintenance Projects	\$23,652,314	\$35,295,000	\$25,282,995	\$35,470,000	\$35,145,000	\$27,854,000	\$24,045,000	\$24,045,000
Park Capital Maintenance Projects	\$5,081,407	\$6,917,700	7,125,519	6,862,720	4,699,950	4,340,614	3,919,950	4,157,880
Facility Capital Maintenance Projects	\$2,963,354	\$13,744,433	24,223,659	11,602,522	5,839,928	5,783,028	6,548,028	5,109,248
Other Capital Maintenance Projects	\$374,673	\$1,866,000	500,000	600,000	500,000	500,000	600,000	600,000
Retainage Adjustment		0	0	0	0	0	0	0
Total Expenditures	\$32,071,748	\$57,823,133	\$57,132,173	\$54,535,242	\$46,184,878	\$38,477,642	\$35,112,978	\$33,912,128
Ending Fund Balance	\$42,885,147	\$15,530,897	\$37,998,523	\$23,708,830	\$16,487,501	\$16,830,908	\$20,545,779	\$25,534,800

Water CIP (Fund 36)
FY 2021 - FY 2027

	ACTUAL 2020-21	BUDGET 2021-22	RE-EST 2021-22	PROPOSED 2022-23	2023-24	PROJECTED		
						2024-25	2025-26	2026-27
Estimated Beginning Fund Balance	\$24,162,318	\$29,698,208	\$31,188,441	\$19,525,259	\$5,715,991	(\$7,984,009)	(\$14,004,009)	(\$32,624,009)
<u>Revenues</u>								
Water Sale Revenue Transfers In	\$8,500,000	\$3,000,000	\$3,827,958	\$9,000,000	\$6,250,000	\$6,250,000	\$6,250,000	\$6,250,000
Revenue Bond Sale - Major Projects	12,500,000	0	0	0	0	0	0	0
Interest	140,521	172,700	0	0	0	0	0	0
Total Resources	\$45,302,839	\$32,870,908	\$35,016,399	\$28,525,259	\$11,965,991	(\$1,734,009)	(\$7,754,009)	(\$26,374,009)
Total Expenditures	\$14,114,398	\$28,074,355	\$15,491,140	\$22,809,268	\$19,950,000	\$12,270,000	\$24,870,000	\$13,120,000
Ending Fund Balance	\$31,188,441	\$4,796,553	\$19,525,259	\$5,715,991	(\$7,984,009)	(\$14,004,009)	(\$32,624,009)	(\$39,494,009)

Public Infrastructure Improvements (Fund 39)

FY 2021 - FY 2027

	ACTUAL 2020-21	BUDGET 2021-22	RE-EST 2021-22	PROPOSED 2022-23	2023-24	PROJECTED		
						2024-25	2025-26	2026-27
Estimated Beginning Fund Balance	\$10,628,491	\$945,000	\$2,663,802	\$605,772	\$606,672	\$607,572	\$608,472	\$609,373
<u>Revenues</u>								
GO Bond Sale - 2013 Authorization	\$2,000,289	\$0	\$0	\$0	\$0	\$0	\$1	\$2
Interest	74,080	300	3,854	900	900	900	900	900
Total Resources	\$12,702,860	\$945,300	\$2,667,656	\$606,672	\$607,572	\$608,472	\$609,373	\$610,275
Total Expenditures	\$10,039,058	\$945,000	\$2,030,942	\$0	\$0	\$0	\$0	\$0
Reserved for Redevelopment Projects	\$0	\$0	\$30,942	\$0	\$0	\$0	\$0	\$0
Ending Fund Balance	\$2,663,802	\$300	\$605,772	\$606,672	\$607,572	\$608,472	\$609,373	\$610,275

Park Fee Program (Fund 52)
FY 2021 - FY 2027


	ACTUAL 2020-21	BUDGET 2021-22	RE-EST 2021-22	PROPOSED 2022-23	2023-24	PROJECTED		
						2024-25	2025-26	2026-27
Estimated Beginning Fund Balance	\$6,456,335	\$6,444,666	\$7,191,136	\$8,452,315	\$4,899,249	\$1,288,148	\$192,249	\$354,249
<u>Revenues</u>								
Park Fee Area Fees	\$1,193,847	\$1,150,000	\$2,287,300	\$300,000	\$250,000	\$200,000	\$150,000	\$100,000
Interest	36,742	22,000	-163,296	22,000	15,000	12,000	12,000	12,000
Total Resources	\$7,686,924	\$7,616,666	\$9,315,140	\$8,774,315	\$5,164,249	\$1,500,148	\$354,249	\$466,249
Total Expenditures	\$495,788	\$2,941,681	\$862,825	\$3,875,066	\$3,876,101	\$1,307,899	\$0	\$413,007
Ending Fund Balance	\$7,191,136	\$4,674,985	\$8,452,315	\$4,899,249	\$1,288,148	\$192,249	\$354,249	\$53,242

Service Center Facilities (Fund 59)
FY 2021 - FY 2027

	ACTUAL 2020-21	BUDGET 2021-22	RE-EST 2021-22	PROPOSED 2022-23	2023-24	PROJECTED		
						2024-25	2025-26	2026-27
Beginning Fund Balance	\$1,094	\$1,892	\$2,001,892	\$3,366,892	\$1,892	\$1,992	\$2,102	\$2,222
<u>Revenues</u>								
Interest	\$798	\$1,400	\$0	\$0	\$100	\$110	\$120	\$130
GO Bond Sale - 2017 Authorization	2,000,000	0	0	0	0	0	0	0
GO Bond Sale - 2021 Authorization	0	3,000,000	2,065,000	2,065,000	0	0	0	0
Total Resources	\$2,001,892	\$3,003,292	\$4,066,892	\$5,431,892	\$1,992	\$2,102	\$2,222	\$2,352
Total Expenditures	\$0	\$2,065,000	\$700,000	\$5,430,000	\$0	\$0	\$0	\$0
Ending Fund Balance	\$2,001,892	\$938,292	\$3,366,892	\$1,892	\$1,992	\$2,102	\$2,222	\$2,352

Public Art (Fund 85)
FY 2021 - FY 2027

	ACTUAL 2020-21	BUDGET 2021-22	RE-EST 2021-22	PROPOSED 2022-23	2023-24	PROJECTED		
						2024-25	2025-26	2026-27
Beginning Fund Balance	\$106,555	\$4,094	\$106,277	\$4,094	\$4,094	\$4,094	\$4,094	\$4,094
<u>Revenues</u>								
Interest	\$572	\$0	\$0	\$0	\$0	\$0	\$0	\$0
Insurance/Damage Receipts	49,150							
Total Resources	\$156,277	\$4,094	\$106,277	\$4,094	\$4,094	\$4,094	\$4,094	\$4,094
Total Expenditures	\$50,000	\$0	\$102,183	\$0	\$0	\$0	\$0	\$0
Ending Fund Balance	\$106,277	\$4,094	\$4,094	\$4,094	\$4,094	\$4,094	\$4,094	\$4,094



Plano

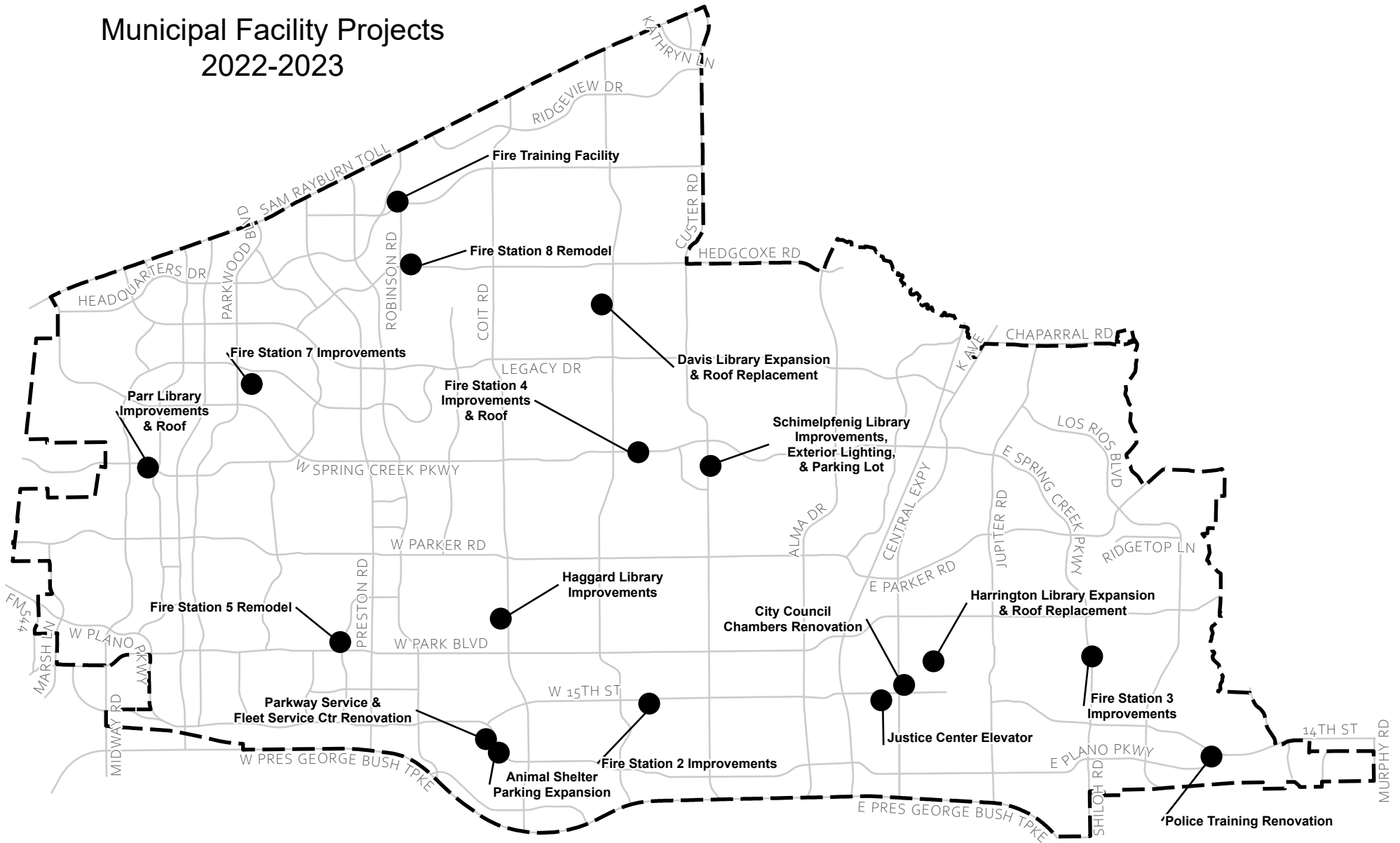
City of Excellence



MUNICIPAL FACILITIES



Municipal Facility Projects 2022-2023



Police and Court Facility Projects

Project		Prior Yrs	Re-Est	2022-23	2023-24	2024-25	2025-26	2026-27	Future	Total
93212	21 Justice Center Elevator	0	0	0	300,000	0	0	0	0	300,000
93211	21 Police Training Renovation	0	82,700	0	0	117,300	0	0	0	200,000
TOTAL		0	82,700	0	300,000	117,300	0	0	0	500,000

CITY OF PLANO

COMMUNITY INVESTMENT PROGRAM

Project Name: 21 Justice Center Elevator

Project Number: 93212

Start Date: Oct. 2023

Description:

Completion Date: Sep. 2024

Replace 25 year old elevators at Robinson Justice Center



EXPENDITURES	Prior Years	Re-Estimate	2022-23	2023-24	2024-25	2025-26	2026-27	Future Yrs	Total
Land	0	0	0	0	0	0	0	0	0
Design	0	0	0	0	0	0	0	0	0
Construction	0	0	0	300,000	0	0	0	0	300,000
Equipment	0	0	0	0	0	0	0	0	0
TOTAL	0	0	0	300,000	0	0	0	0	300,000

REVENUES	Prior Years	Re-Estimate	2022-23	2023-24	2024-25	2025-26	2026-27	Future Yrs	Total
21 Bond Funds	0	0	0	300,000	0	0	0	0	300,000
N/A	0	0	0	0	0	0	0	0	0
N/A	0	0	0	0	0	0	0	0	0
TOTAL	0	0	0	300,000	0	0	0	0	300,000

OPERATING BUDGET IMPACT	2022-23	2023-24	2024-25	2025-26	2026-27	Future Yrs	Total
	0	0	0	0	0	0	0

CITY OF PLANO

COMMUNITY INVESTMENT PROGRAM

Project Name: 21 Police Training Renovation

Project Number: 93211

Start Date: Oct. 2021

Description:

Completion Date: Sep. 2022

Renovate locker room at the Police Training Academy



EXPENDITURES	Prior Years	Re-Estimate	2022-23	2023-24	2024-25	2025-26	2026-27	Future Yrs	Total
Land	0	0	0	0	0	0	0	0	0
Design	0	0	0	0	0	0	0	0	0
Construction	0	82,700	0	0	117,300	0	0	0	200,000
Equipment	0	0	0	0	0	0	0	0	0
TOTAL	0	82,700	0	0	117,300	0	0	0	200,000

REVENUES	Prior Years	Re-Estimate	2022-23	2023-24	2024-25	2025-26	2026-27	Future Yrs	Total
21 Bond Funds	0	82,700	0	0	117,300	0	0	0	200,000
N/A	0	0	0	0	0	0	0	0	0
N/A	0	0	0	0	0	0	0	0	0
TOTAL	0	82,700	0	0	117,300	0	0	0	200,000

OPERATING BUDGET IMPACT	2022-23	2023-24	2024-25	2025-26	2026-27	Future Yrs	Total
	0	0	0	0	0	0	0

Library Facility Projects

Project		Prior Yrs	Re-Est	2022-23	2023-24	2024-25	2025-26	2026-27	Future	Total
17171	17 Davis Library Expansion	3,415,125	1,754,874	0	0	0	0	0	0	5,169,999
17172	17 Harrington Library Expansion	530,690	4,569,310	182,000	0	0	0	0	0	5,282,000
17215	21 Haggard Library Exterior Lighting	0	28,600	136,000	0	0	0	0	0	164,600
17212	21 Haggard Library Improvements	0	5,400	0	500,000	750,000	0	0	0	1,255,400
17216	21 Parr Library Exterior Lighting	0	0	0	40,000	0	0	0	0	40,000
17213	21 Parr Library Roof	0	296,000	444,000	40,000	0	0	0	0	780,000
17211	21 Schimelpfenig Library Exterior Lighting	0	28,000	112,000	0	0	0	0	0	140,000
17214	21 Schimelpfenig Library Parking Lot	0	0	0	190,000	0	0	0	0	190,000
TOTAL		3,945,815	6,682,184	874,000	770,000	750,000	0	0	0	13,021,999

CITY OF PLANO

COMMUNITY INVESTMENT PROGRAM

Project Name: 17 Davis Library Expansion

Project Number: 17171

Start Date: Oct. 2017

Description:

Completion Date: May. 2022

Expansion and partial renovation of the Plano Public Library Branch located at 7501-B Independence Parkway.

Initial design services awarded to Komatsu Architecture in January 2019.

Project Number 7079

(See also Municipal Facilities CIP #13191)



EXPENDITURES	Prior Years	Re-Estimate	2022-23	2023-24	2024-25	2025-26	2026-27	Future Yrs	Total
Land	0	0	0	0	0	0	0	0	0
Design	663,285	71,015	0	0	0	0	0	0	734,300
Construction	2,751,840	1,683,859	0	0	0	0	0	0	4,435,699
Equipment	0	0	0	0	0	0	0	0	0
TOTAL	3,415,125	1,754,874	0	0	0	0	0	0	5,169,999
REVENUES	Prior Years	Re-Estimate	2022-23	2023-24	2024-25	2025-26	2026-27	Future Yrs	Total
Bond Funds	3,415,125	1,754,874	0	0	0	0	0	0	5,169,999
N/A	0	0	0	0	0	0	0	0	0
N/A	0	0	0	0	0	0	0	0	0
TOTAL	3,415,125	1,754,874	0	0	0	0	0	0	5,169,999
OPERATING BUDGET IMPACT			2022-23	2023-24	2024-25	2025-26	2026-27	Future Yrs	Total
			0	0	0	0	0	0	0

CITY OF PLANO

COMMUNITY INVESTMENT PROGRAM

Project Name: 17 Harrington Library Expansion

Project Number: 17172

Start Date: Sep. 2019

Description:

Completion Date: Aug. 2022

Expansion and partial renovation of the Plano Public Library Branch located at 1501 18th Street.

(See also Municipal Facilities CIP # 13192)



EXPENDITURES	Prior Years	Re-Estimate	2022-23	2023-24	2024-25	2025-26	2026-27	Future Yrs	Total
Land	0	0	0	0	0	0	0	0	0
Design	48,000	840	0	0	0	0	0	0	48,840
Construction	482,690	4,568,470	182,000	0	0	0	0	0	5,233,160
Equipment	0	0	0	0	0	0	0	0	0
TOTAL	530,690	4,569,310	182,000	0	0	0	0	0	5,282,000

REVENUES	Prior Years	Re-Estimate	2022-23	2023-24	2024-25	2025-26	2026-27	Future Yrs	Total
Bond Funds	530,690	4,569,310	182,000	0	0	0	0	0	5,282,000
N/A	0	0	0	0	0	0	0	0	0
N/A	0	0	0	0	0	0	0	0	0
TOTAL	530,690	4,569,310	182,000	0	0	0	0	0	5,282,000

OPERATING BUDGET IMPACT	2022-23	2023-24	2024-25	2025-26	2026-27	Future Yrs	Total
	3,902	5,144	0	0	0	0	9,046

CITY OF PLANO

COMMUNITY INVESTMENT PROGRAM

Project Name: 21 Haggard Library Exterior Lighting

Project Number: 17215

Start Date: Oct. 2021

Description:

Completion Date: Sep. 2023

Replace existing High Intensity Discharge parking lot lighting at Haggard Library with energy efficient LEDs and new poles.

Project Number 7491



EXPENDITURES	Prior Years	Re-Estimate	2022-23	2023-24	2024-25	2025-26	2026-27	Future Yrs	Total
Land	0	0	0	0	0	0	0	0	0
Design	0	0	0	0	0	0	0	0	0
Construction	0	28,600	136,000	0	0	0	0	0	164,600
Equipment	0	0	0	0	0	0	0	0	0
TOTAL	0	28,600	136,000	0	0	0	0	0	164,600

REVENUES	Prior Years	Re-Estimate	2022-23	2023-24	2024-25	2025-26	2026-27	Future Yrs	Total
Bond Funds	0	28,600	136,000	0	0	0	0	0	164,600
N/A	0	0	0	0	0	0	0	0	0
N/A	0	0	0	0	0	0	0	0	0
TOTAL	0	28,600	136,000	0	0	0	0	0	164,600

OPERATING BUDGET IMPACT	2022-23	2023-24	2024-25	2025-26	2026-27	Future Yrs	Total
	0	0	0	0	0	0	0

CITY OF PLANO

COMMUNITY INVESTMENT PROGRAM

Project Name: 21 Haggard Library Improvements

Project Number: 17212

Start Date: Oct. 2021

Description:

Completion Date: Sep. 2025

Replace leaking windows on north side of building and existing end of life roof at Haggard Library, located at 2501 Coit Road.



EXPENDITURES	Prior Years	Re-Estimate	2022-23	2023-24	2024-25	2025-26	2026-27	Future Yrs	Total
Land	0	0	0	0	0	0	0	0	0
Design	0	0	0	0	0	0	0	0	0
Construction	0	5,400	0	500,000	750,000	0	0	0	1,255,400
Equipment	0	0	0	0	0	0	0	0	0
TOTAL	0	5,400	0	500,000	750,000	0	0	0	1,255,400
REVENUES	Prior Years	Re-Estimate	2022-23	2023-24	2024-25	2025-26	2026-27	Future Yrs	Total
Bond Funds	0	5,400	0	500,000	750,000	0	0	0	1,255,400
N/A	0	0	0	0	0	0	0	0	0
N/A	0	0	0	0	0	0	0	0	0
TOTAL	0	5,400	0	500,000	750,000	0	0	0	1,255,400
OPERATING BUDGET IMPACT			2022-23	2023-24	2024-25	2025-26	2026-27	Future Yrs	Total
			0	0	0	0	0	0	0

CITY OF PLANO

COMMUNITY INVESTMENT PROGRAM

Project Name: 21 Parr Library Exterior Lighting

Project Number: 17216

Start Date: Oct. 2023

Description:

Completion Date: Sep. 2024

Replace existing High Intensity Discharge parking lot lighting at Parr Library with energy efficient LEDs and new poles.

Project Number TBD



EXPENDITURES	Prior Years	Re-Estimate	2022-23	2023-24	2024-25	2025-26	2026-27	Future Yrs	Total
Land	0	0	0	0	0	0	0	0	0
Design	0	0	0	0	0	0	0	0	0
Construction	0	0	0	40,000	0	0	0	0	40,000
Equipment	0	0	0	0	0	0	0	0	0
TOTAL	0	0	0	40,000	0	0	0	0	40,000

REVENUES	Prior Years	Re-Estimate	2022-23	2023-24	2024-25	2025-26	2026-27	Future Yrs	Total
Bond Funds	0	0	0	40,000	0	0	0	0	40,000
N/A	0	0	0	0	0	0	0	0	0
N/A	0	0	0	0	0	0	0	0	0
TOTAL	0	0	0	40,000	0	0	0	0	40,000

OPERATING BUDGET IMPACT	2022-23	2023-24	2024-25	2025-26	2026-27	Future Yrs	Total
	0	0	0	0	0	0	0

CITY OF PLANO

COMMUNITY INVESTMENT PROGRAM

Project Name: 21 Parr Library Roof

Project Number: 17213

Start Date: Oct. 2021

Description:

Completion Date: Sep. 2024

Replace existing end of life roof at Parr Library, located at 6200 Windhaven Parkway.

Project Number 7373



EXPENDITURES	Prior Years	Re-Estimate	2022-23	2023-24	2024-25	2025-26	2026-27	Future Yrs	Total
Land	0	0	0	0	0	0	0	0	0
Design	0	0	0	0	0	0	0	0	0
Construction	0	296,000	444,000	40,000	0	0	0	0	780,000
Equipment	0	0	0	0	0	0	0	0	0
TOTAL	0	296,000	444,000	40,000	0	0	0	0	780,000

REVENUES	Prior Years	Re-Estimate	2022-23	2023-24	2024-25	2025-26	2026-27	Future Yrs	Total
21 Bond Funds	0	296,000	444,000	40,000	0	0	0	0	780,000
N/A	0	0	0	0	0	0	0	0	0
N/A	0	0	0	0	0	0	0	0	0
TOTAL	0	296,000	444,000	40,000	0	0	0	0	780,000

OPERATING BUDGET IMPACT	2022-23	2023-24	2024-25	2025-26	2026-27	Future Yrs	Total
	0	0	0	0	0	0	0

CITY OF PLANO

COMMUNITY INVESTMENT PROGRAM

Project Name: 21 Schimelpfenig Library Exterior Lighting

Project Number: 17211

Start Date: Oct. 2021

Description:

Completion Date: Sep. 2023

Replace existing High Intensity Discharge parking lot lighting at Schimelpfenig Library with energy efficient LEDs and new poles.

Project Number 7491



EXPENDITURES	Prior Years	Re-Estimate	2022-23	2023-24	2024-25	2025-26	2026-27	Future Yrs	Total
Land	0	0	0	0	0	0	0	0	0
Design	0	0	0	0	0	0	0	0	0
Construction	0	28,000	112,000	0	0	0	0	0	140,000
Equipment	0	0	0	0	0	0	0	0	0
TOTAL	0	28,000	112,000	0	0	0	0	0	140,000

REVENUES	Prior Years	Re-Estimate	2022-23	2023-24	2024-25	2025-26	2026-27	Future Yrs	Total
Bond Funds	0	28,000	112,000	0	0	0	0	0	140,000
N/A	0	0	0	0	0	0	0	0	0
N/A	0	0	0	0	0	0	0	0	0
TOTAL	0	28,000	112,000	0	0	0	0	0	140,000

OPERATING BUDGET IMPACT	2022-23	2023-24	2024-25	2025-26	2026-27	Future Yrs	Total
	0	0	0	0	0	0	0

CITY OF PLANO

COMMUNITY INVESTMENT PROGRAM

Project Name: 21 Schimelpfenig Library Parking Lot

Project Number: 17214

Start Date: Oct. 2023

Description:

Completion Date: Sep. 2024

Replace existing asphalt parking lot at Schimelpfenig Library, located at 5024 Custer Road.

Project Number TBD



EXPENDITURES	Prior Years	Re-Estimate	2022-23	2023-24	2024-25	2025-26	2026-27	Future Yrs	Total
Land	0	0	0	0	0	0	0	0	0
Design	0	0	0	0	0	0	0	0	0
Construction	0	0	0	190,000	0	0	0	0	190,000
Equipment	0	0	0	0	0	0	0	0	0
TOTAL	0	0	0	190,000	0	0	0	0	190,000

REVENUES	Prior Years	Re-Estimate	2022-23	2023-24	2024-25	2025-26	2026-27	Future Yrs	Total
Bond Funds	0	0	0	190,000	0	0	0	0	190,000
N/A	0	0	0	0	0	0	0	0	0
N/A	0	0	0	0	0	0	0	0	0
TOTAL	0	0	0	190,000	0	0	0	0	190,000

OPERATING BUDGET IMPACT	2022-23	2023-24	2024-25	2025-26	2026-27	Future Yrs	Total
	0	0	0	0	0	0	0

Fire and Public Safety Facility Projects

Project		Prior Yrs	Re-Est	2022-23	2023-24	2024-25	2025-26	2026-27	Future	Total
10221	17 Fire Training Center	8,885,098	6,113,094	1,181,940	0	0	0	0	0	16,180,132
10202	21 Fire Station 2 Improvements	0	0	0	80,000	0	0	0	0	80,000
10203	21 Fire Station 3 Improvements	0	0	0	175,000	0	0	0	0	175,000
10215	21 Fire Station 4 Restrooms	0	0	275,000	0	0	0	0	0	275,000
10214	21 Fire Station 4 Roof	0	11,900	238,100	0	0	0	0	0	250,000
10205	21 Fire Station 5 Remodel	0	20,000	7,000,000	1,980,000	0	0	0	0	9,000,000
10207	21 Fire Station 7 Improvements	0	80,000	0	300,000	350,000	0	0	0	730,000
10208	21 Fire Station 8 Remodel	0	0	100,000	6,500,000	4,900,000	0	0	0	11,500,000
TOTAL		8,885,098	6,224,994	8,795,040	9,035,000	5,250,000	0	0	0	38,190,132

CITY OF PLANO

COMMUNITY INVESTMENT PROGRAM

Project Name: 17 Fire Training Center

Project Number: 10221

Start Date: Jul. 2017

Description:

Completion Date: Sep. 2022

Design and construction of a training facility for Plano Fire-Rescue at the northwest corner of McDermott Road and Robinson Road

Project Number 6824

Architectural services awarded to Brinkley Sargent Wiginton Architects in February 2019.



EXPENDITURES	Prior Years	Re-Estimate	2022-23	2023-24	2024-25	2025-26	2026-27	Future Yrs	Total
Land	5,225	0	0	0	0	0	0	0	5,225
Design	1,270,502	174,307	0	0	0	0	0	0	1,444,809
Construction	7,607,108	5,884,869	1,181,940	0	0	0	0	0	14,673,917
Equipment	2,263	53,918	0	0	0	0	0	0	56,181
TOTAL	8,885,098	6,113,094	1,181,940	0	0	0	0	0	16,180,132
REVENUES	Prior Years	Re-Estimate	2022-23	2023-24	2024-25	2025-26	2026-27	Future Yrs	Total
Bond Funds	8,885,098	6,113,094	1,181,940	0	0	0	0	0	16,180,132
N/A	0	0	0	0	0	0	0	0	0
N/A	0	0	0	0	0	0	0	0	0
TOTAL	8,885,098	6,113,094	1,181,940	0	0	0	0	0	16,180,132
OPERATING BUDGET IMPACT			2022-23	2023-24	2024-25	2025-26	2026-27	Future Yrs	Total
			31,700	45,111	0	0	0	0	76,811

CITY OF PLANO

COMMUNITY INVESTMENT PROGRAM

Project Name: 21 Fire Station 2 Improvements

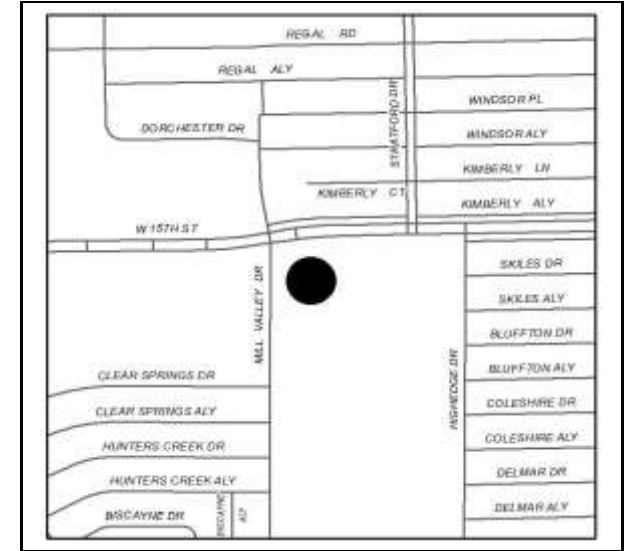
Project Number: 10202

Start Date: Oct. 2023

Description:

Completion Date: Sep. 2024

Replace floor coating of apparatus bays with non-skid surface at Fire Station 2 located at 2630 West 15th Street that was built in 1973 and upgraded in 1998 and 2016.



EXPENDITURES	Prior Years	Re-Estimate	2022-23	2023-24	2024-25	2025-26	2026-27	Future Yrs	Total
Land	0	0	0	0	0	0	0	0	0
Design	0	0	0	0	0	0	0	0	0
Construction	0	0	0	80,000	0	0	0	0	80,000
Equipment	0	0	0	0	0	0	0	0	0
TOTAL	0	0	0	80,000	0	0	0	0	80,000

REVENUES	Prior Years	Re-Estimate	2022-23	2023-24	2024-25	2025-26	2026-27	Future Yrs	Total
21 Bond Funds	0	0	0	80,000	0	0	0	0	80,000
N/A	0	0	0	0	0	0	0	0	0
N/A	0	0	0	0	0	0	0	0	0
TOTAL	0	0	0	80,000	0	0	0	0	80,000

OPERATING BUDGET IMPACT	2022-23	2023-24	2024-25	2025-26	2026-27	Future Yrs	Total
	0	0	0	0	0	0	0

CITY OF PLANO

COMMUNITY INVESTMENT PROGRAM

Project Name: 21 Fire Station 3 Improvements

Project Number: 10203

Start Date: Oct. 2023

Description:

Completion Date: Sep. 2024

Replace existing end of life roof at Fire Station 3 located at 3520 Sherrye Drive that was built in 1976.



EXPENDITURES	Prior Years	Re-Estimate	2022-23	2023-24	2024-25	2025-26	2026-27	Future Yrs	Total
Land	0	0	0	0	0	0	0	0	0
Design	0	0	0	0	0	0	0	0	0
Construction	0	0	0	175,000	0	0	0	0	175,000
Equipment	0	0	0	0	0	0	0	0	0
TOTAL	0	0	0	175,000	0	0	0	0	175,000

REVENUES	Prior Years	Re-Estimate	2022-23	2023-24	2024-25	2025-26	2026-27	Future Yrs	Total
21 Bond Funds	0	0	0	175,000	0	0	0	0	175,000
N/A	0	0	0	0	0	0	0	0	0
N/A	0	0	0	0	0	0	0	0	0
TOTAL	0	0	0	175,000	0	0	0	0	175,000

OPERATING BUDGET IMPACT	2022-23	2023-24	2024-25	2025-26	2026-27	Future Yrs	Total
	0	0	0	0	0	0	0

CITY OF PLANO

COMMUNITY INVESTMENT PROGRAM

Project Name: 21 Fire Station 4 Restrooms

Project Number: 10215

Start Date: Oct. 2022

Description:

Completion Date: Sep. 2024

Renovate restrooms at Fire Station 4 located at 6000 Roundrock Drive that was built in 1978 and upgraded in 2002.

Project Number TBD



EXPENDITURES	Prior Years	Re-Estimate	2022-23	2023-24	2024-25	2025-26	2026-27	Future Yrs	Total
Land	0	0	0	0	0	0	0	0	0
Design	0	0	0	0	0	0	0	0	0
Construction	0	0	275,000	0	0	0	0	0	275,000
Equipment	0	0	0	0	0	0	0	0	0
TOTAL	0	0	275,000	0	0	0	0	0	275,000

REVENUES	Prior Years	Re-Estimate	2022-23	2023-24	2024-25	2025-26	2026-27	Future Yrs	Total
Bond Funds	0	0	275,000	0	0	0	0	0	275,000
N/A	0	0	0	0	0	0	0	0	0
N/A	0	0	0	0	0	0	0	0	0
TOTAL	0	0	275,000	0	0	0	0	0	275,000

OPERATING BUDGET IMPACT	2022-23	2023-24	2024-25	2025-26	2026-27	Future Yrs	Total
	0	0	0	0	0	0	0

CITY OF PLANO

COMMUNITY INVESTMENT PROGRAM

Project Name: 21 Fire Station 4 Roof

Project Number: 10214

Start Date: Oct. 2021

Description:

Completion Date: Sep. 2023

Replace existing end of life roof at Fire Station 4 located at 6000 Roundrock Drive that was built in 1978 and upgraded in 2002.

Project Number 7477



EXPENDITURES	Prior Years	Re-Estimate	2022-23	2023-24	2024-25	2025-26	2026-27	Future Yrs	Total
Land	0	0	0	0	0	0	0	0	0
Design	0	0	0	0	0	0	0	0	0
Construction	0	11,900	238,100	0	0	0	0	0	250,000
Equipment	0	0	0	0	0	0	0	0	0
TOTAL	0	11,900	238,100	0	0	0	0	0	250,000

REVENUES	Prior Years	Re-Estimate	2022-23	2023-24	2024-25	2025-26	2026-27	Future Yrs	Total
21 Bond Funds	0	11,900	238,100	0	0	0	0	0	250,000
N/A	0	0	0	0	0	0	0	0	0
N/A	0	0	0	0	0	0	0	0	0
TOTAL	0	11,900	238,100	0	0	0	0	0	250,000

OPERATING BUDGET IMPACT	2022-23	2023-24	2024-25	2025-26	2026-27	Future Yrs	Total
	0	0	0	0	0	0	0

CITY OF PLANO

COMMUNITY INVESTMENT PROGRAM

Project Name: 21 Fire Station 5 Remodel

Project Number: 10205

Start Date: Oct. 2021

Description:

Completion Date: Sep. 2023

Remodeling and expansion of Fire Station 5 located at 5115 West Park Boulevard that was built in 1983 and upgraded in 1998. Improvements to include ICC 500 Storm Shelter room and new apparatus bay.



EXPENDITURES	Prior Years	Re-Estimate	2022-23	2023-24	2024-25	2025-26	2026-27	Future Yrs	Total
Land	0	0	0	0	0	0	0	0	0
Design	0	20,000	800,000	0	0	0	0	0	820,000
Construction	0	0	6,200,000	1,980,000	0	0	0	0	8,180,000
Equipment	0	0	0	0	0	0	0	0	0
TOTAL	0	20,000	7,000,000	1,980,000	0	0	0	0	9,000,000

REVENUES	Prior Years	Re-Estimate	2022-23	2023-24	2024-25	2025-26	2026-27	Future Yrs	Total
Bond Funds	0	20,000	7,000,000	1,980,000	0	0	0	0	9,000,000
N/A	0	0	0	0	0	0	0	0	0
N/A	0	0	0	0	0	0	0	0	0
TOTAL	0	20,000	7,000,000	1,980,000	0	0	0	0	9,000,000

OPERATING BUDGET IMPACT	2022-23	2023-24	2024-25	2025-26	2026-27	Future Yrs	Total
	0	28,577	8,653	0	0	0	37,230

CITY OF PLANO

COMMUNITY INVESTMENT PROGRAM

Project Name: 21 Fire Station 7 Improvements

Project Number: 10207

Start Date: Oct. 2021

Description:

Completion Date: Sep. 2025

Replace existing end of life roof at Fire Station 7 & former Police substation at Commerce & replace floor coating of Fire Station apparatus bays with non-skid surface



EXPENDITURES	Prior Years	Re-Estimate	2022-23	2023-24	2024-25	2025-26	2026-27	Future Yrs	Total
Land	0	0	0	0	0	0	0	0	0
Design	0	0	0	0	0	0	0	0	0
Construction	0	80,000	0	300,000	350,000	0	0	0	730,000
Equipment	0	0	0	0	0	0	0	0	0
TOTAL	0	80,000	0	300,000	350,000	0	0	0	730,000

REVENUES	Prior Years	Re-Estimate	2022-23	2023-24	2024-25	2025-26	2026-27	Future Yrs	Total
21 Bond Funds	0	80,000	0	300,000	350,000	0	0	0	730,000
N/A	0	0	0	0	0	0	0	0	0
N/A	0	0	0	0	0	0	0	0	0
TOTAL	0	80,000	0	300,000	350,000	0	0	0	730,000

OPERATING BUDGET IMPACT	2022-23	2023-24	2024-25	2025-26	2026-27	Future Yrs	Total
	0	0	0	0	0	0	0

CITY OF PLANO

COMMUNITY INVESTMENT PROGRAM

Project Name: 21 Fire Station 8 Remodel

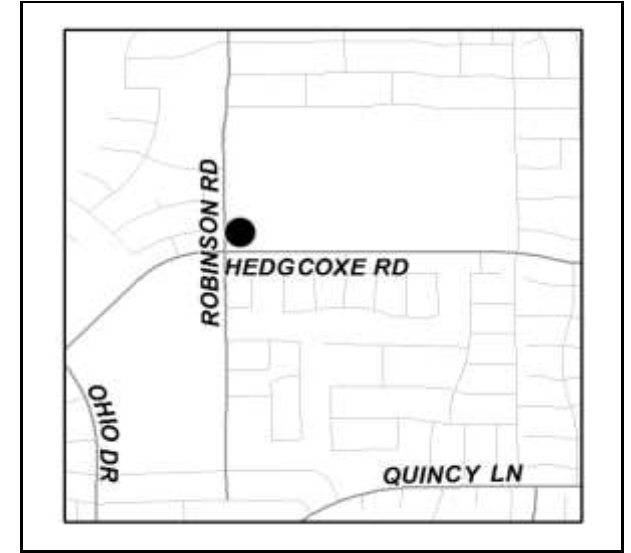
Project Number: 10208

Start Date: Oct. 2023

Description:

Completion Date: Sep. 2025

Remodeling and expansion of Fire Station 8 located at 4621 Hedgcoxe that was built in 1994 to include ICC 500 Storm Shelter room and new apparatus bay



EXPENDITURES	Prior Years	Re-Estimate	2022-23	2023-24	2024-25	2025-26	2026-27	Future Yrs	Total
Land	0	0	0	0	0	0	0	0	0
Design	0	0	100,000	675,000	0	0	0	0	775,000
Construction	0	0	0	5,825,000	4,900,000	0	0	0	10,725,000
Equipment	0	0	0	0	0	0	0	0	0
TOTAL	0	0	100,000	6,500,000	4,900,000	0	0	0	11,500,000

REVENUES	Prior Years	Re-Estimate	2022-23	2023-24	2024-25	2025-26	2026-27	Future Yrs	Total
21 Bond Funds	0	0	100,000	6,500,000	4,900,000	0	0	0	11,500,000
N/A	0	0	0	0	0	0	0	0	0
N/A	0	0	0	0	0	0	0	0	0
TOTAL	0	0	100,000	6,500,000	4,900,000	0	0	0	11,500,000

OPERATING BUDGET IMPACT	2022-23	2023-24	2024-25	2025-26	2026-27	Future Yrs	Total
	0	0	6,135	6,135	0	0	12,270

Municipal Facility Projects

Project		Prior Yrs	Re-Est	2022-23	2023-24	2024-25	2025-26	2026-27	Future	Total
11211	21 City Council Chambers Renovation	22,540	300,000	5,177,460	0	0	0	0	0	5,500,000
15192	Animal Shelter Parking Expansion	38,500	243,030	0	0	0	0	0	0	281,530
13191	Davis Library Roof Replacement & Weatherproo	30,550	604,900	0	0	0	0	0	0	635,450
13192	Harrington Library Roof Replacement	26,350	304,550	304,550	0	0	0	0	0	635,450
15191	Parkway Service & Fleet Service Ctr Renovation	282,320	890,000	4,627,680	0	0	0	0	0	5,800,000
TOTAL		400,260	2,342,480	10,109,690	0	0	0	0	0	12,852,430

CITY OF PLANO

COMMUNITY INVESTMENT PROGRAM

Project Name: 21 City Council Chambers Renovation

Project Number: 11211

Start Date: Aug. 2021

Description:

Completion Date: Sep. 2024

Renovate Council Chambers to improve acoustics, replace audio/visual equipment, upgrade dais accessibility and mobility, improve lighting.



EXPENDITURES	Prior Years	Re-Estimate	2022-23	2023-24	2024-25	2025-26	2026-27	Future Yrs	Total
Land	0	0	0	0	0	0	0	0	0
Design	22,540	300,000	217,460	0	0	0	0	0	540,000
Construction	0	0	4,960,000	0	0	0	0	0	4,960,000
Equipment	0	0	0	0	0	0	0	0	0
TOTAL	22,540	300,000	5,177,460	0	0	0	0	0	5,500,000

REVENUES	Prior Years	Re-Estimate	2022-23	2023-24	2024-25	2025-26	2026-27	Future Yrs	Total
Bond Funds	22,540	300,000	5,177,460	0	0	0	0	0	5,500,000
N/A	0	0	0	0	0	0	0	0	0
N/A	0	0	0	0	0	0	0	0	0
TOTAL	22,540	300,000	5,177,460	0	0	0	0	0	5,500,000

OPERATING BUDGET IMPACT	2022-23	2023-24	2024-25	2025-26	2026-27	Future Yrs	Total
	0	0	0	0	0	0	0

CITY OF PLANO

COMMUNITY INVESTMENT PROGRAM

Project Name: Animal Shelter Parking Expansion

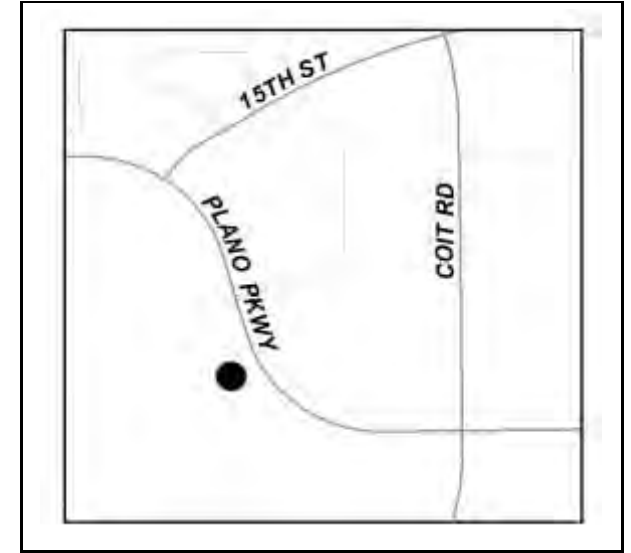
Project Number: 15192

Start Date: Oct. 2019

Description:

Completion Date: Sep. 2022

Additional parking spaces at the Plano Animal Shelter located at 4028 West Plano Parkway.



EXPENDITURES	Prior Years	Re-Estimate	2022-23	2023-24	2024-25	2025-26	2026-27	Future Yrs	Total
Land	0	0	0	0	0	0	0	0	0
Design	38,500	700	0	0	0	0	0	0	39,200
Construction	0	242,330	0	0	0	0	0	0	242,330
Equipment	0	0	0	0	0	0	0	0	0
TOTAL	38,500	243,030	0	0	0	0	0	0	281,530

REVENUES	Prior Years	Re-Estimate	2022-23	2023-24	2024-25	2025-26	2026-27	Future Yrs	Total
Bond Funds	38,500	243,030	0	0	0	0	0	0	281,530
N/A	0	0	0	0	0	0	0	0	0
N/A	0	0	0	0	0	0	0	0	0
TOTAL	38,500	243,030	0	0	0	0	0	0	281,530

OPERATING BUDGET IMPACT	2022-23	2023-24	2024-25	2025-26	2026-27	Future Yrs	Total
	0	0	0	0	0	0	0

CITY OF PLANO

COMMUNITY INVESTMENT PROGRAM

Project Name: Davis Library Roof Replacement & Weatherproofing

Project Number: 13191

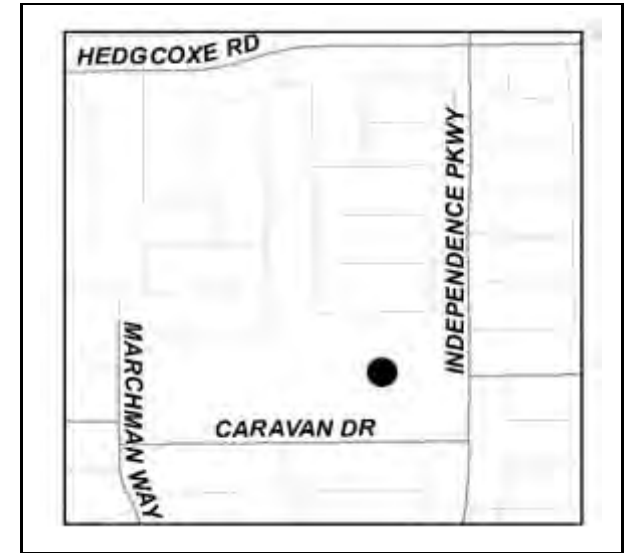
Start Date: Oct. 2019

Description:

Completion Date: Sep. 2021

Roof replacement and exterior weatherproofing at the Plano Public Library Branch located at 7501-B Independence Parkway to take place in conjunction with the Davis Library Expansion & Renovation project.

(See also Library Facilities CIP #17171).



EXPENDITURES	Prior Years	Re-Estimate	2022-23	2023-24	2024-25	2025-26	2026-27	Future Yrs	Total
Land	0	0	0	0	0	0	0	0	0
Design	30,550	4,900	0	0	0	0	0	0	35,450
Construction	0	600,000	0	0	0	0	0	0	600,000
Equipment	0	0	0	0	0	0	0	0	0
TOTAL	30,550	604,900	0	0	0	0	0	0	635,450
REVENUES	Prior Years	Re-Estimate	2022-23	2023-24	2024-25	2025-26	2026-27	Future Yrs	Total
Bond Funds	30,550	604,900	0	0	0	0	0	0	635,450
N/A	0	0	0	0	0	0	0	0	0
N/A	0	0	0	0	0	0	0	0	0
TOTAL	30,550	604,900	0	0	0	0	0	0	635,450
OPERATING BUDGET IMPACT			2022-23	2023-24	2024-25	2025-26	2026-27	Future Yrs	Total
			0	0	0	0	0	0	0

CITY OF PLANO

COMMUNITY INVESTMENT PROGRAM

Project Name: Harrington Library Roof Replacement

Project Number: 13192

Start Date: Oct. 2019

Description:

Completion Date: Sep. 2023

Roof replacement at the Plano Public Library Branch located at 1501 18th Street to take place in conjunction with the Harrington Library Expansion & Renovation project

(See also Library Facilities CIP #17172).



EXPENDITURES	Prior Years	Re-Estimate	2022-23	2023-24	2024-25	2025-26	2026-27	Future Yrs	Total
Land	0	0	0	0	0	0	0	0	0
Design	26,350	9,100	0	0	0	0	0	0	35,450
Construction	0	295,450	304,550	0	0	0	0	0	600,000
Equipment	0	0	0	0	0	0	0	0	0
TOTAL	26,350	304,550	304,550	0	0	0	0	0	635,450

REVENUES	Prior Years	Re-Estimate	2022-23	2023-24	2024-25	2025-26	2026-27	Future Yrs	Total
Bond Funds	26,350	304,550	304,550	0	0	0	0	0	635,450
N/A	0	0	0	0	0	0	0	0	0
N/A	0	0	0	0	0	0	0	0	0
TOTAL	26,350	304,550	304,550	0	0	0	0	0	635,450

OPERATING BUDGET IMPACT	2022-23	2023-24	2024-25	2025-26	2026-27	Future Yrs	Total
	0	0	0	0	0	0	0

CITY OF PLANO

COMMUNITY INVESTMENT PROGRAM

Project Name: Parkway Service & Fleet Service Ctr Renovation

Project Number: 15191

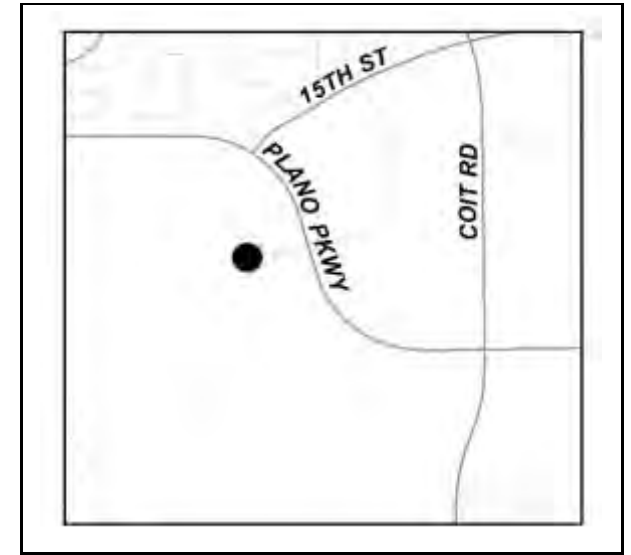
Start Date: Oct. 2019

Description:

Completion Date: Sep. 2023

Renovation of facilities at the Parkway Service Center used by Plano Public Works and Health Departments, including the facility used to repair and maintain city vehicles at 4120 West Plano Parkway. This project will also utilize 2017 bond funding.

(See also Service Center Facilities CIP #59171).



EXPENDITURES	Prior Years	Re-Estimate	2022-23	2023-24	2024-25	2025-26	2026-27	Future Yrs	Total
Land	0	0	0	0	0	0	0	0	0
Design	260,134	554,044	0	0	0	0	0	0	814,178
Construction	22,186	335,956	4,627,680	0	0	0	0	0	4,985,822
Equipment	0	0	0	0	0	0	0	0	0
TOTAL	282,320	890,000	4,627,680	0	0	0	0	0	5,800,000

REVENUES	Prior Years	Re-Estimate	2022-23	2023-24	2024-25	2025-26	2026-27	Future Yrs	Total
Bond Funds	282,320	890,000	4,627,680	0	0	0	0	0	5,800,000
N/A	0	0	0	0	0	0	0	0	0
N/A	0	0	0	0	0	0	0	0	0
TOTAL	282,320	890,000	4,627,680	0	0	0	0	0	5,800,000

OPERATING BUDGET IMPACT	2022-23	2023-24	2024-25	2025-26	2026-27	Future Yrs	Total
	0	10,643	5,349	0	0	0	15,992

Service Center Facility Projects

Project		Prior Yrs	Re-Est	2022-23	2023-24	2024-25	2025-26	2026-27	Future	Total
59171	17 Fleet Service Center	0	0	2,000,000	0	0	0	0	0	2,000,000
59211	2021 Fueling Stations	0	700,000	3,430,000	0	0	0	0	0	4,130,000
TOTAL		0	700,000	5,430,000	0	0	0	0	0	6,130,000

CITY OF PLANO

COMMUNITY INVESTMENT PROGRAM

Project Name: 17 Fleet Service Center

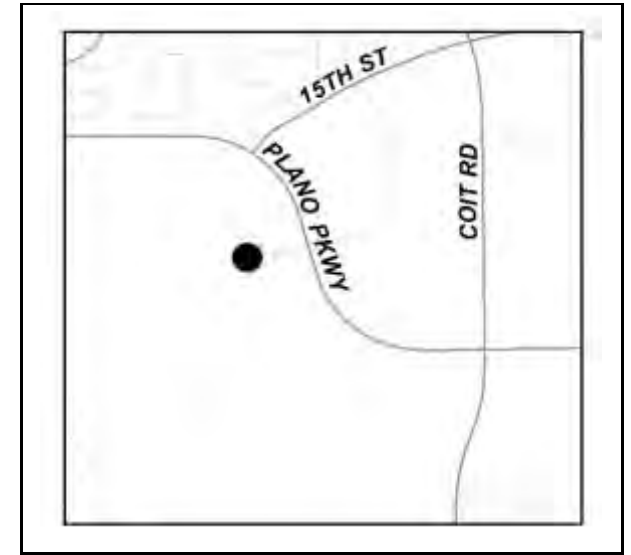
Project Number: 59171

Start Date: Oct. 2019

Description:

Completion Date: Sep. 2023

Renovation of facilities at the Parkway Service Center used to maintain and repair Plano Police Department vehicles, Plano Fire-Rescue apparatus and other City of Plano vehicles. This project will take place in conjunction with renovation of the Parkway Service Center funded in the 2019 Bond Referendum.



EXPENDITURES	Prior Years	Re-Estimate	2022-23	2023-24	2024-25	2025-26	2026-27	Future Yrs	Total
Land	0	0	0	0	0	0	0	0	0
Design	0	0	0	0	0	0	0	0	0
Construction	0	0	2,000,000	0	0	0	0	0	2,000,000
Equipment	0	0	0	0	0	0	0	0	0
TOTAL	0	0	2,000,000	0	0	0	0	0	2,000,000

REVENUES	Prior Years	Re-Estimate	2022-23	2023-24	2024-25	2025-26	2026-27	Future Yrs	Total
Bond Funds	0	0	2,000,000	0	0	0	0	0	2,000,000
N/A	0	0	0	0	0	0	0	0	0
N/A	0	0	0	0	0	0	0	0	0
TOTAL	0	0	2,000,000	0	0	0	0	0	2,000,000

OPERATING BUDGET IMPACT	2022-23	2023-24	2024-25	2025-26	2026-27	Future Yrs	Total
	0	0	0	0	0	0	0

CITY OF PLANO

COMMUNITY INVESTMENT PROGRAM

Project Name: 2021 Fueling Stations

Project Number: 59211

Start Date: Oct. 2021

Description:

Completion Date: Sep. 2023

Funding to construct fueling sites for city vehicles and equipment at two locations to be selected in Plano.



EXPENDITURES	Prior Years	Re-Estimate	2022-23	2023-24	2024-25	2025-26	2026-27	Future Yrs	Total
Land	0	0	0	0	0	0	0	0	0
Design	0	0	0	0	0	0	0	0	0
Construction	0	700,000	3,430,000	0	0	0	0	0	4,130,000
Equipment	0	0	0	0	0	0	0	0	0
TOTAL	0	700,000	3,430,000	0	0	0	0	0	4,130,000

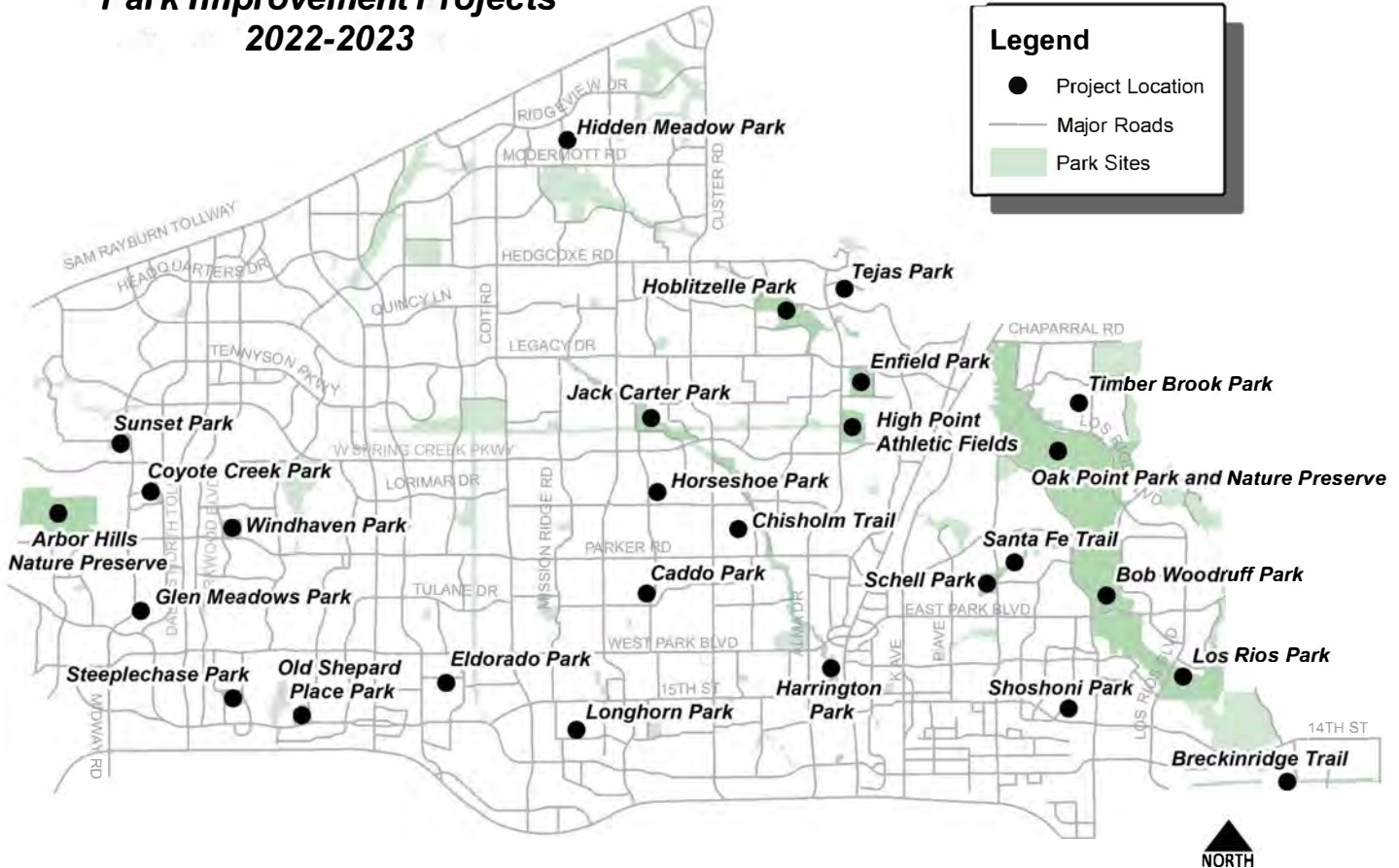
REVENUES	Prior Years	Re-Estimate	2022-23	2023-24	2024-25	2025-26	2026-27	Future Yrs	Total
Bond Funds	0	700,000	3,430,000	0	0	0	0	0	4,130,000
N/A	0	0	0	0	0	0	0	0	0
N/A	0	0	0	0	0	0	0	0	0
TOTAL	0	700,000	3,430,000	0	0	0	0	0	4,130,000

OPERATING BUDGET IMPACT	2022-23	2023-24	2024-25	2025-26	2026-27	Future Yrs	Total
	52,800	0	0	0	0	0	52,800



PARK IMPROVEMENTS

Park Improvement Projects 2022-2023



Park Improvement Projects

Project		Prior Yrs	Re-Est	2022-23	2023-24	2024-25	2025-26	2026-27	Future	Total
21134	09 Land Acquisitions	15,273,731	453	0	0	0	0	0	0	15,274,184
22408	13 Recreational Trails	7,082,472	105,539	0	0	0	0	0	0	7,188,011
27171	17 Artificial Turf Fields	5,669,505	2,330,495	0	0	0	0	0	0	8,000,000
22176	17 Harrington Park	13,500	58,000	428,500	2,000,000	1,000,000	0	0	0	3,500,000
22173	17 Jack Carter Park Improvements	246,397	393,738	2,859,865	0	0	0	0	0	3,500,000
21171	17 Land Acquisitions	10,316,297	7,683,703	0	0	0	0	0	0	18,000,000
22179	17 Los Rios Park, Phase I	1,499,809	176,760	1,323,431	0	0	0	0	0	3,000,000
22177	17 Oak Point Park & Nature Preserve	968,946	3,515,527	3,515,527	0	0	0	0	0	8,000,000
22170	17 Park Improvements	1,504,034	2,306,098	0	0	0	0	0	0	3,810,132
22171	17 Recreational Trails	76,819	554,721	0	0	0	0	0	0	631,540
22191	19 Community Park Renovations	632,638	2,728,242	0	0	0	0	0	0	3,360,880
22192	19 Neighborhood Park Renovations	546,502	367,104	0	0	0	0	0	0	913,606
22194	19 Park Restroom Replacements	560,006	1,389,994	0	0	0	0	0	0	1,950,000
22195	19 Trail Replacements	133,275	1,104,725	0	0	0	0	0	0	1,238,000
27212	21 Athletic Field Improvements	0	375,000	375,000	375,000	375,000	0	0	0	1,500,000
22211	21 Community Park Renovations	0	814,750	0	1,629,500	814,750	0	0	0	3,259,000

Project		Prior Yrs	Re-Est	2022-23	2023-24	2024-25	2025-26	2026-27	Future	Total
28214	21 Courtyard Theater Roof	0	600,000	0	0	0	0	0	0	600,000
28212	21 Irrigation Renovations	0	0	0	0	1,936,000	0	0	0	1,936,000
27211	21 Lighting Replacements	0	0	1,980,000	3,894,000	0	0	0	0	5,874,000
23211	21 Maintenance Facility	0	600,000	5,850,000	6,650,000	0	0	0	0	13,100,000
28213	21 Median Renovations	0	375,000	0	375,000	375,000	0	0	0	1,125,000
22212	21 Neighborhood Park Renovations	0	0	0	416,076	0	0	0	0	416,076
28211	21 Oak Point Rec Center Lighting	0	80,000	0	0	0	0	0	0	80,000
22214	21 Park Improvements	0	1,250,000	1,250,000	1,250,000	1,250,000	0	0	0	5,000,000
22250	21 Plano Center Roof	0	0	720,000	0	0	0	0	0	720,000
22215	21 Recreational Trails	0	0	0	3,000,000	2,000,000	0	0	0	5,000,000
22213	21 Trail Replacements	0	0	100,000	884,000	492,100	0	0	0	1,476,100
32-P46	25 Archgate Park Improvements, Phase II	0	0	0	0	0	350,000	1,175,000	1,175,000	2,700,000
32-P58	25 Bruce Glasscock Park Improvements	0	0	0	0	0	850,000	2,815,000	2,815,000	6,480,000
32-P85	25 Jack Carter Park Improvements, Phase II	0	0	0	0	0	777,600	0	7,587,000	8,364,600
32-P59	25 Los Rios Park Improvements, Phase II	0	0	0	0	0	0	850,000	5,738,000	6,588,000
32-P60	25 Red Tail Pavilion Renovation & Improvement	0	0	0	0	0	0	700,000	4,700,000	5,400,000
32-P83	25 Rowlett Creek Park Improvements	0	0	0	0	0	0	440,000	2,935,000	3,375,000

	Project	Prior Yrs	Re-Est	2022-23	2023-24	2024-25	2025-26	2026-27	Future	Total
22242	AHNP Community Park Playground Reno	0	0	200,000	1,338,063	0	0	0	0	1,538,063
29100	Arts Facilities & Services Study	0	40,000	0	0	0	0	0	0	40,000
22216	Bob Woodruff Comm Park - North Core Renovat	0	615,000	725,000	3,660,000	0	0	0	0	5,000,000
22181	Bob Woodruff Dog Park Shade & Drainage Impr	0	79,500	500,000	0	0	0	0	0	579,500
22248	Bob Woodruff South Restroom Replacement	0	650,000	650,000	0	0	0	0	0	1,300,000
22351	Bob Woodruff Trail Replacement North	0	250,000	500,000	750,000	0	0	0	0	1,500,000
22352	Bob Woodruff Trail Replacement Southwest	0	110,000	300,000	0	0	0	0	0	410,000
22501	Breckinridge Trail	0	0	1,520,000	2,680,000	0	0	0	0	4,200,000
22322	Caddo Neighborhood Park Renovation	0	400,000	700,000	0	0	0	0	0	1,100,000
22245	Chisholm Trail Extension - 15th	0	0	750,000	0	0	0	0	0	750,000
22218	Chisholm Trail Replacement - Spring Creek Pkw	0	225,000	1,000,000	500,000	0	0	0	0	1,725,000
32-P01	Community Park Renovations	0	0	0	0	0	5,285,000	5,285,000	5,285,000	15,855,000
22350	Cottonwood Creek Trail & Oak Point Park Trail	0	850,000	0	0	0	0	0	0	850,000
22355	Cottonwood Creek Trail South LOMR	0	80,000	0	0	0	0	0	0	80,000
28215	Coyote Creek Irrigation Reno	0	514,000	432,000	0	0	0	0	0	946,000
28216	Eldorado Park Irrigation Reno	0	339,500	289,500	0	0	0	0	0	629,000
27221	Enfield Park Restroom Buildings and Ballfields	0	221,000	500,000	2,570,000	0	0	0	0	3,291,000

	Project	Prior Yrs	Re-Est	2022-23	2023-24	2024-25	2025-26	2026-27	Future	Total
22364	Evans Park Playground	0	736,694	0	0	0	0	0	0	736,694
22247	Glen Meadows Neighborhood Park Renovation	0	300,000	700,000	0	0	0	0	0	1,000,000
28221	Hackberry Park Irrigation Reno	0	0	0	390,500	312,500	0	0	0	703,000
22278	Haggard Park Master Plan	0	70,000	0	0	0	0	0	0	70,000
28222	Hidden Meadow Park Irrigation Reno	0	0	446,000	360,000	0	0	0	0	806,000
22244	High Point Restroom Reno	0	142,000	0	1,433,000	0	0	0	0	1,575,000
22240	Hoblitzelle East Community Park Reno	0	500,000	400,000	715,700	0	0	0	0	1,615,700
22353	Hoblitzelle Trail Replacement East	0	100,000	0	0	0	0	0	0	100,000
22320	Horseshoe Community Park Reno	0	247,000	640,000	1,640,008	0	0	0	0	2,527,008
32-P03	Irrigation Renovations	0	0	0	0	0	2,979,000	2,480,207	1,985,050	7,444,257
22362	Legacy Trail North Extention Study	0	21,535	0	0	0	0	0	0	21,535
32-P04	Lighting Replacements	0	0	0	0	0	2,000,000	2,000,000	2,000,000	6,000,000
28218	Lone Star Park Irrigation Reno	0	0	0	461,000	372,000	0	0	0	833,000
22217	Longhorn Neighborhood Park Reno	0	247,000	846,234	846,233	0	0	0	0	1,939,467
32-P05	Neighborhood Park Renovations	0	0	0	0	0	2,250,000	2,250,000	2,250,000	6,750,000
22360	Oak Point Archery Study	0	32,500	0	0	0	0	0	0	32,500
22246	Old Shepard Community Park Renovation	0	0	2,000,000	888,205	0	0	0	0	2,888,205

	Project	Prior Yrs	Re-Est	2022-23	2023-24	2024-25	2025-26	2026-27	Future	Total
22358	Park Master Plan Update	0	132,500	0	0	0	0	0	0	132,500
22354	Preston Ridge / Bluebonnet Intersection Trail Re	0	135,000	0	0	0	0	0	0	135,000
32-P99	Projects Closed in 2021-22	11,198,262	1,498,443	0	0	0	0	0	0	12,696,705
22361	Renner Loop Trail Feasibility Study	0	93,500	0	0	0	0	0	0	93,500
32-P06	Restroom Renovations	0	0	0	0	0	1,325,000	1,325,000	1,325,000	3,975,000
22219	Russell Creek Park Driveway / McDermott Repla	0	416,000	325,000	0	0	0	0	0	741,000
22349	Santa Fe Trail Replacement at Oak Grove	0	192,500	961,400	0	0	0	0	0	1,153,900
22243	Schell North Community Park Reno	0	0	450,000	1,905,000	1,905,000	0	0	0	4,260,000
28219	Shoshoni Park Irrigation Reno	0	0	176,500	142,500	0	0	0	0	319,000
22348	Silver Line Rail Trail	0	1,705,000	0	0	0	0	0	0	1,705,000
22220	Steeplechase Neighborhood Park Reno	0	0	800,000	2,112,959	0	0	0	0	2,912,959
22222	Sunset Neighborhood Park Reno	0	0	485,000	941,180	0	0	0	0	1,426,180
22221	Tejas Neighborhood Park Reno	0	300,000	500,000	1,519,610	0	0	0	0	2,319,610
28217	Timberbrook Park Irrigation Reno	0	0	225,500	181,500	0	0	0	0	407,000
32-P07	Trail Repairs	0	0	0	0	0	1,625,000	1,625,000	1,625,000	4,875,000
22249	Tree Inventory	0	80,000	80,000	0	0	0	0	0	160,000
28220	Wagon Wheel Park Irrigation Reno	0	0	0	340,000	274,000	0	0	0	614,000

	Project	Prior Yrs	Re-Est	2022-23	2023-24	2024-25	2025-26	2026-27	Future	Total
22359	West Park Blvd Median Renovation	0	0	375,000	0	0	0	0	0	375,000
22356	White Rock Trail Park LOMR	0	77,000	0	0	0	0	0	0	77,000
22357	Willow Creek East Trail Replacement	0	128,550	0	0	0	0	0	0	128,550
22241	Windhaven Community Park Reno	0	0	250,000	1,770,941	0	0	0	0	2,020,941
	TOTAL	55,722,193	38,339,071	36,129,457	47,619,975	11,106,350	17,441,600	20,945,207	39,420,050	266,723,903

CITY OF PLANO

COMMUNITY INVESTMENT PROGRAM

Project Name: 09 Land Acquisitions

Project Number: 21134

Start Date: Oct. 2009

Description:

Completion Date: Sep. 2022

Funding is for land acquisitions in accordance with the Park Master Plan as opportunities present themselves. The funding total includes an \$800,000 grant from Collin County for land on Rowlett Creek. Examples of remaining acquisitions include land to complete trail connections and acquire land for proposed parks according to the Park Master Plan map.



EXPENDITURES	Prior Years	Re-Estimate	2022-23	2023-24	2024-25	2025-26	2026-27	Future Yrs	Total
Land	15,147,836	453	0	0	0	0	0	0	15,148,289
Design	125,895	0	0	0	0	0	0	0	125,895
Construction	0	0	0	0	0	0	0	0	0
Equipment	0	0	0	0	0	0	0	0	0
TOTAL	15,273,731	453	0	0	0	0	0	0	15,274,184

REVENUES	Prior Years	Re-Estimate	2022-23	2023-24	2024-25	2025-26	2026-27	Future Yrs	Total
Bond Funds	14,448,623	453	0	0	0	0	0	0	14,449,076
Collin County	800,000	0	0	0	0	0	0	0	800,000
Misc Revenue	25,108	0	0	0	0	0	0	0	25,108
TOTAL	15,273,731	453	0	0	0	0	0	0	15,274,184

OPERATING BUDGET IMPACT	2022-23	2023-24	2024-25	2025-26	2026-27	Future Yrs	Total
	0	0	0	0	0	0	0

CITY OF PLANO

COMMUNITY INVESTMENT PROGRAM

Project Name: 13 Recreational Trails

Project Number: 22408

Start Date: Oct. 2014

Description:

Completion Date: Sep. 2022

Design and construction of recreational trails in accordance with the Park Master Plan and Bicycle Transportation Plan.

\$8,000,000 was approved in the 2013 Bond Election for Recreational Trails.

As of Spring 2016 \$1,400,000 was transferred to the Plano Transit Veloweb project (32.22346) and \$380,000 has been transferred to the Cottonwood Creek Trail - TAP project (32.22347).



EXPENDITURES	Prior Years	Re-Estimate	2022-23	2023-24	2024-25	2025-26	2026-27	Future Yrs	Total
Land	412,372	0	0	0	0	0	0	0	412,372
Design	1,119,195	105,539	0	0	0	0	0	0	1,224,734
Construction	5,545,997	0	0	0	0	0	0	0	5,545,997
Equipment	4,908	0	0	0	0	0	0	0	4,908
TOTAL	7,082,472	105,539	0	0	0	0	0	0	7,188,011

REVENUES	Prior Years	Re-Estimate	2022-23	2023-24	2024-25	2025-26	2026-27	Future Yrs	Total
Bond Funds	6,146,706	105,539	0	0	0	0	0	0	6,252,245
County Grants	935,766	0	0	0	0	0	0	0	935,766
N/A	0	0	0	0	0	0	0	0	0
TOTAL	7,082,472	105,539	0	0	0	0	0	0	7,188,011

OPERATING BUDGET IMPACT	2022-23	2023-24	2024-25	2025-26	2026-27	Future Yrs	Total
	0	0	0	0	0	0	0

CITY OF PLANO

COMMUNITY INVESTMENT PROGRAM

Project Name: 17 Artificial Turf Fields

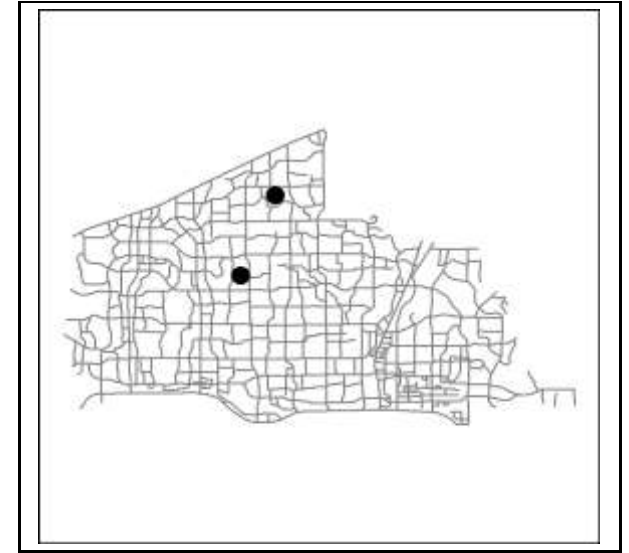
Project Number: 27171

Start Date: Oct. 2017

Description:

Completion Date: Sep. 2022

The addition of up to six Artificial Sports Turf Fields at existing athletic sites. Funding in 21-22 is for the construction of artificial turf sports fields at Russell Creek Park to replace existing grass turf fields.



EXPENDITURES	Prior Years	Re-Estimate	2022-23	2023-24	2024-25	2025-26	2026-27	Future Yrs	Total
Land	0	0	0	0	0	0	0	0	0
Design	319,450	0	0	0	0	0	0	0	319,450
Construction	5,350,055	2,330,495	0	0	0	0	0	0	7,680,550
Equipment	0	0	0	0	0	0	0	0	0
TOTAL	5,669,505	2,330,495	0	0	0	0	0	0	8,000,000

REVENUES	Prior Years	Re-Estimate	2022-23	2023-24	2024-25	2025-26	2026-27	Future Yrs	Total
17 Bond Funds	5,669,505	2,330,495	0	0	0	0	0	0	8,000,000
N/A	0	0	0	0	0	0	0	0	0
N/A	0	0	0	0	0	0	0	0	0
TOTAL	5,669,505	2,330,495	0	0	0	0	0	0	8,000,000

OPERATING BUDGET IMPACT	2022-23	2023-24	2024-25	2025-26	2026-27	Future Yrs	Total
	0	0	0	0	0	0	0

CITY OF PLANO

COMMUNITY INVESTMENT PROGRAM

Project Name: 17 Harrington Park

Project Number: 22176

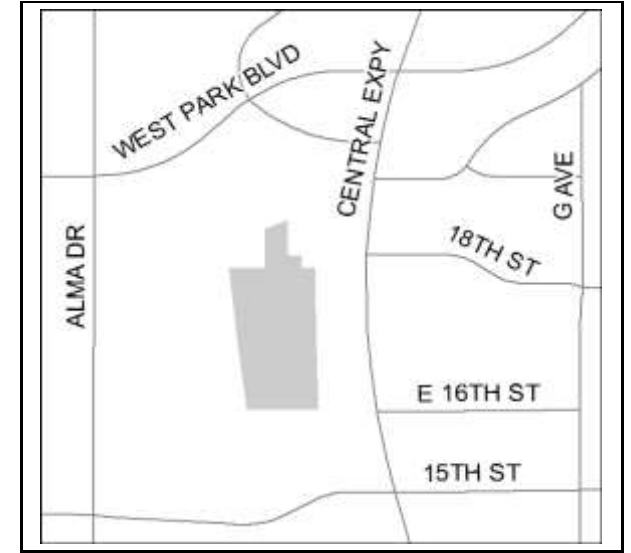
Start Date: Oct. 2017

Description:

Completion Date: Sep. 2025

Renovation of Harrington Park, located north of the Senior Recreation Center at 401 West 16th Street, to include removal of the existing asphalt parking lot, placement of new concrete parking lot, recreational trail, turf irrigation and related improvements to potentially transition from a Community Park to Linear Park

Project Number 6920



EXPENDITURES	Prior Years	Re-Estimate	2022-23	2023-24	2024-25	2025-26	2026-27	Future Yrs	Total
Land	0	0	0	0	0	0	0	0	0
Design	13,500	58,000	428,500	0	0	0	0	0	500,000
Construction	0	0	0	2,000,000	1,000,000	0	0	0	3,000,000
Equipment	0	0	0	0	0	0	0	0	0
TOTAL	13,500	58,000	428,500	2,000,000	1,000,000	0	0	0	3,500,000
REVENUES	Prior Years	Re-Estimate	2022-23	2023-24	2024-25	2025-26	2026-27	Future Yrs	Total
17 Bond Funds	13,500	58,000	428,500	2,000,000	1,000,000	0	0	0	3,500,000
N/A	0	0	0	0	0	0	0	0	0
N/A	0	0	0	0	0	0	0	0	0
TOTAL	13,500	58,000	428,500	2,000,000	1,000,000	0	0	0	3,500,000
OPERATING BUDGET IMPACT			2022-23	2023-24	2024-25	2025-26	2026-27	Future Yrs	Total
			0	0	0	0	0	0	0

CITY OF PLANO

COMMUNITY INVESTMENT PROGRAM

Project Name: 17 Jack Carter Park Improvements

Project Number: 22173

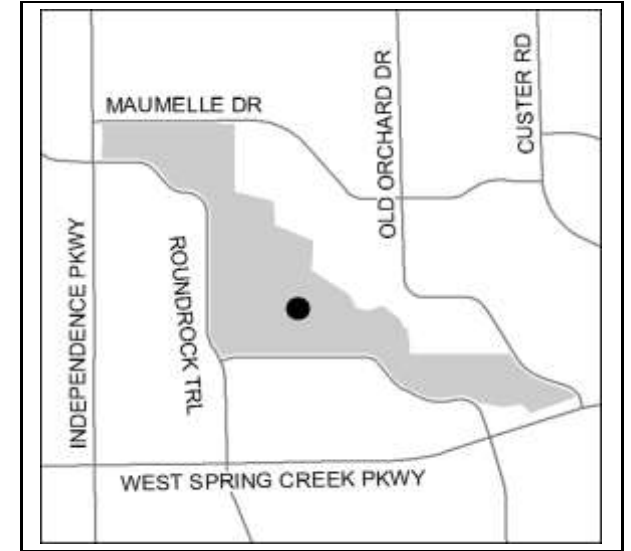
Start Date: Oct. 2017

Description:

Completion Date: Dec. 2022

Improvements to the community park located at 2800 Maumelle Drive that was established in 1992. This project includes restoration of the existing maintenance facility site, athletic field improvements, additional trails, sand volleyball courts, pickle ball courts and related park improvements identified in a Master Plan

Project Number 6931



EXPENDITURES	Prior Years	Re-Estimate	2022-23	2023-24	2024-25	2025-26	2026-27	Future Yrs	Total
Land	0	0	0	0	0	0	0	0	0
Design	239,200	0	0	0	0	0	0	0	239,200
Construction	7,197	393,738	2,859,865	0	0	0	0	0	3,260,800
Equipment	0	0	0	0	0	0	0	0	0
TOTAL	246,397	393,738	2,859,865	0	0	0	0	0	3,500,000

REVENUES	Prior Years	Re-Estimate	2022-23	2023-24	2024-25	2025-26	2026-27	Future Yrs	Total
17 Bond Funds	246,397	393,738	2,859,865	0	0	0	0	0	3,500,000
N/A	0	0	0	0	0	0	0	0	0
N/A	0	0	0	0	0	0	0	0	0
TOTAL	246,397	393,738	2,859,865	0	0	0	0	0	3,500,000

OPERATING BUDGET IMPACT	2022-23	2023-24	2024-25	2025-26	2026-27	Future Yrs	Total
	22,500	0	0	0	0	0	22,500

CITY OF PLANO

COMMUNITY INVESTMENT PROGRAM

Project Name: 17 Land Acquisitions

Project Number: 21171

Start Date: Oct. 2017

Description:

Completion Date: Sep. 2023

Continued land acquisitions in accordance with the Park Master Plan and to meet needs in underserved areas of the City.



EXPENDITURES	Prior Years	Re-Estimate	2022-23	2023-24	2024-25	2025-26	2026-27	Future Yrs	Total
Land	10,316,297	7,683,703	0	0	0	0	0	0	18,000,000
Design	0	0	0	0	0	0	0	0	0
Construction	0	0	0	0	0	0	0	0	0
Equipment	0	0	0	0	0	0	0	0	0
TOTAL	10,316,297	7,683,703	0	0	0	0	0	0	18,000,000

REVENUES	Prior Years	Re-Estimate	2022-23	2023-24	2024-25	2025-26	2026-27	Future Yrs	Total
17 Bond Funds	10,110,057	7,683,703	0	0	0	0	0	0	17,793,760
Misc Revenue	206,240	0	0	0	0	0	0	0	206,240
N/A	0	0	0	0	0	0	0	0	0
TOTAL	10,316,297	7,683,703	0	0	0	0	0	0	18,000,000

OPERATING BUDGET IMPACT	2022-23	2023-24	2024-25	2025-26	2026-27	Future Yrs	Total
	0	0	0	0	0	0	0

CITY OF PLANO

COMMUNITY INVESTMENT PROGRAM

Project Name: 17 Los Rios Park, Phase I

Project Number: 22179

Start Date: Oct. 2017

Description:

Completion Date: Oct. 2023

Formerly Rowlett Creek Greenbelt. Conversion of the existing golf course to park improvements. Possible improvements may include trails, pavilions, restrooms and parking per the November 2017 Master Plan.

Project Number 6921



EXPENDITURES	Prior Years	Re-Estimate	2022-23	2023-24	2024-25	2025-26	2026-27	Future Yrs	Total
Land	2,450	0	0	0	0	0	0	0	2,450
Design	493,688	176,760	0	0	0	0	0	0	670,448
Construction	1,003,671	0	1,323,431	0	0	0	0	0	2,327,102
Equipment	0	0	0	0	0	0	0	0	0
TOTAL	1,499,809	176,760	1,323,431	0	0	0	0	0	3,000,000
REVENUES	Prior Years	Re-Estimate	2022-23	2023-24	2024-25	2025-26	2026-27	Future Yrs	Total
17 Bond Funds	1,499,809	176,760	1,323,431	0	0	0	0	0	3,000,000
N/A	0	0	0	0	0	0	0	0	0
N/A	0	0	0	0	0	0	0	0	0
TOTAL	1,499,809	176,760	1,323,431	0	0	0	0	0	3,000,000
OPERATING BUDGET IMPACT			2022-23	2023-24	2024-25	2025-26	2026-27	Future Yrs	Total
			70,000	0	0	0	0	0	70,000

CITY OF PLANO

COMMUNITY INVESTMENT PROGRAM

Project Name: 17 Oak Point Park & Nature Preserve

Project Number: 22177

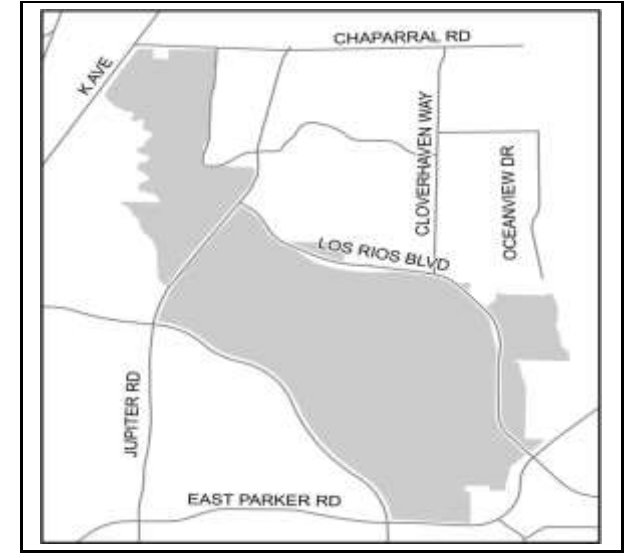
Start Date: Oct. 2017

Description:

Completion Date: Jun. 2023

Additional funding to complete improvements such as trails, picnic areas, pavilions, canoe/kayak launch, trails, restrooms, trees, irrigation and related improvements as funding allows

Project Numbers 6724.17 & 6975



EXPENDITURES	Prior Years	Re-Estimate	2022-23	2023-24	2024-25	2025-26	2026-27	Future Yrs	Total
Land	0	0	0	0	0	0	0	0	0
Design	602,858	0	0	0	0	0	0	0	602,858
Construction	364,393	3,515,527	3,515,527	0	0	0	0	0	7,395,447
Equipment	1,695	0	0	0	0	0	0	0	1,695
TOTAL	968,946	3,515,527	3,515,527	0	0	0	0	0	8,000,000
REVENUES	Prior Years	Re-Estimate	2022-23	2023-24	2024-25	2025-26	2026-27	Future Yrs	Total
17 Bond Funds	968,946	3,515,527	3,515,527	0	0	0	0	0	8,000,000
N/A	0	0	0	0	0	0	0	0	0
N/A	0	0	0	0	0	0	0	0	0
TOTAL	968,946	3,515,527	3,515,527	0	0	0	0	0	8,000,000
OPERATING BUDGET IMPACT			2022-23	2023-24	2024-25	2025-26	2026-27	Future Yrs	Total
			232,000	0	0	0	0	0	232,000

CITY OF PLANO

COMMUNITY INVESTMENT PROGRAM

Project Name: 17 Park Improvements

Project Number: 22170

Start Date: Oct. 2017

Description:

Completion Date: Sep. 2022

Continued development of parks throughout the City to include trails, trees, playgrounds, lighting, benches, restrooms, picnic areas and other related park improvements. This includes funding to respond to public request or to respond to needs that are unforeseen at this time. It also includes funding to master plan future parks and facilities.

22181 Bob Woodruff Dog Park Shade \$579,500

29100 Arts Facilities & Services Study \$40,000

22249 Tree Inventory \$160,000

22358 Park Master Plan Update \$132,500

22360 Oak Point Archery Study \$35,250



EXPENDITURES	Prior Years	Re-Estimate	2022-23	2023-24	2024-25	2025-26	2026-27	Future Yrs	Total
Land	0	0	0	0	0	0	0	0	0
Design	291,252	0	0	0	0	0	0	0	291,252
Construction	1,212,782	2,306,098	0	0	0	0	0	0	3,518,880
Equipment	0	0	0	0	0	0	0	0	0
TOTAL	1,504,034	2,306,098	0	0	0	0	0	0	3,810,132

REVENUES	Prior Years	Re-Estimate	2022-23	2023-24	2024-25	2025-26	2026-27	Future Yrs	Total
17 Bond Funds	1,504,034	2,306,098	0	0	0	0	0	0	3,810,132
N/A	0	0	0	0	0	0	0	0	0
N/A	0	0	0	0	0	0	0	0	0
TOTAL	1,504,034	2,306,098	0	0	0	0	0	0	3,810,132

OPERATING BUDGET IMPACT	2022-23	2023-24	2024-25	2025-26	2026-27	Future Yrs	Total
	0	0	0	0	0	0	0

CITY OF PLANO

COMMUNITY INVESTMENT PROGRAM

Project Name: 17 Recreational Trails

Project Number: 22171

Start Date: Oct. 2017

Description:

Completion Date: Sep. 2022

Continued development of the recreational trail system throughout the City in accordance with the Parks Master Plan and Bicycle Transportation Plan.

Funding moved to the following accounts for the following projects:

22348 Silver Line Rail Trail \$1,705,000

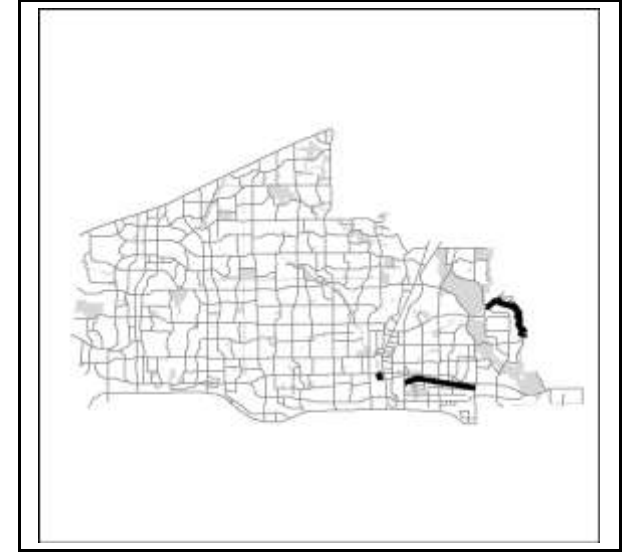
22350 Cottonwood Creek Trail & Oak Point Park Trail \$850,000

22245 Chisholm Trail Extension \$750,000

22355 Cottonwood Creek Trail South LOMR \$80,000

22361 Renner Loop Feasibility Study \$93,500

22362 Legacy Trail North \$21,535



EXPENDITURES	Prior Years	Re-Estimate	2022-23	2023-24	2024-25	2025-26	2026-27	Future Yrs	Total
Land	0	0	0	0	0	0	0	0	0
Design	66,819	0	0	0	0	0	0	0	66,819
Construction	10,000	554,721	0	0	0	0	0	0	564,721
Equipment	0	0	0	0	0	0	0	0	0
TOTAL	76,819	554,721	0	0	0	0	0	0	631,540

REVENUES	Prior Years	Re-Estimate	2022-23	2023-24	2024-25	2025-26	2026-27	Future Yrs	Total
17 Bond Funds	76,819	354,721	0	0	0	0	0	0	431,540
Grants	0	200,000	0	0	0	0	0	0	200,000
N/A	0	0	0	0	0	0	0	0	0
TOTAL	76,819	554,721	0	0	0	0	0	0	631,540

OPERATING BUDGET IMPACT	2022-23	2023-24	2024-25	2025-26	2026-27	Future Yrs	Total
	0	0	0	0	0	0	0

CITY OF PLANO

COMMUNITY INVESTMENT PROGRAM

Project Name: 19 Community Park Renovations

Project Number: 22191

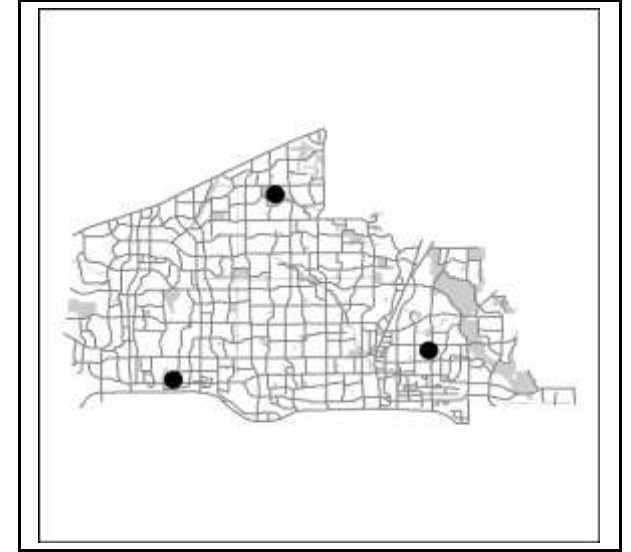
Start Date: Oct. 2019

Description:

Completion Date: Sep. 2022

Renovations and replacements of playgrounds, sidewalks, shelters, drinking fountains, lighting, irrigation, drainage improvements and accessibility renovations are planned at Old Shepherd Park and wrapping up at Willow Creek Park & Russell Creek Park.

22246 Old Shepard Community Park Renovation



EXPENDITURES	Prior Years	Re-Estimate	2022-23	2023-24	2024-25	2025-26	2026-27	Future Yrs	Total
Land	0	0	0	0	0	0	0	0	0
Design	62,439	60,926	0	0	0	0	0	0	123,365
Construction	570,199	2,667,316	0	0	0	0	0	0	3,237,515
Equipment	0	0	0	0	0	0	0	0	0
TOTAL	632,638	2,728,242	0	0	0	0	0	0	3,360,880
REVENUES	Prior Years	Re-Estimate	2022-23	2023-24	2024-25	2025-26	2026-27	Future Yrs	Total
Bond Funds	632,638	2,728,242	0	0	0	0	0	0	3,360,880
N/A	0	0	0	0	0	0	0	0	0
N/A	0	0	0	0	0	0	0	0	0
TOTAL	632,638	2,728,242	0	0	0	0	0	0	3,360,880
OPERATING BUDGET IMPACT			2022-23	2023-24	2024-25	2025-26	2026-27	Future Yrs	Total
			0	0	0	0	0	0	0

CITY OF PLANO

COMMUNITY INVESTMENT PROGRAM

Project Name: 19 Neighborhood Park Renovations

Project Number: 22192

Start Date: Oct. 2019

Description:

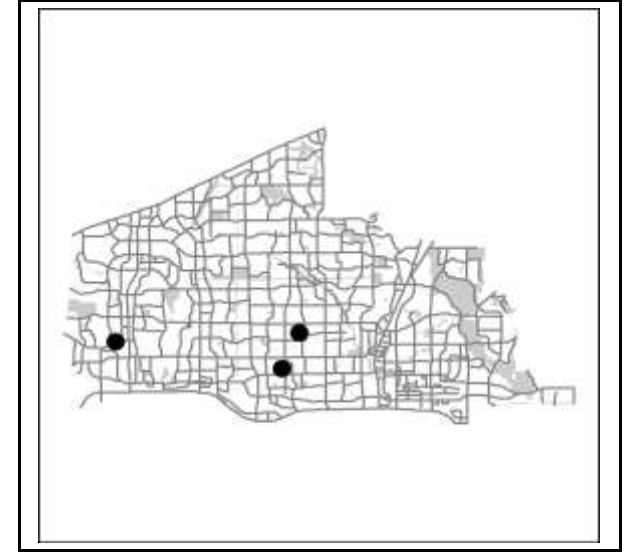
Completion Date: Sep. 2022

Renovations and replacements of playgrounds, sidewalks, shelters, drinking fountains, lighting, irrigation, drainage improvements and accessibility renovations planned at Evans Park, Glen Meadows Park, & Caddo Park.

22322 Caddo Park \$1,100,000

22247 Glen Meadows Park \$1,000,000

22364 Evans Park \$1,026,437



EXPENDITURES	Prior Years	Re-Estimate	2022-23	2023-24	2024-25	2025-26	2026-27	Future Yrs	Total
Land	0	0	0	0	0	0	0	0	0
Design	284,493	74,416	0	0	0	0	0	0	358,909
Construction	262,009	292,688	0	0	0	0	0	0	554,697
Equipment	0	0	0	0	0	0	0	0	0
TOTAL	546,502	367,104	0	0	0	0	0	0	913,606

REVENUES	Prior Years	Re-Estimate	2022-23	2023-24	2024-25	2025-26	2026-27	Future Yrs	Total
Bond Funds	546,502	367,104	0	0	0	0	0	0	913,606
N/A	0	0	0	0	0	0	0	0	0
N/A	0	0	0	0	0	0	0	0	0
TOTAL	546,502	367,104	0	0	0	0	0	0	913,606

OPERATING BUDGET IMPACT	2022-23	2023-24	2024-25	2025-26	2026-27	Future Yrs	Total
	7,500	0	0	0	0	0	7,500

CITY OF PLANO

COMMUNITY INVESTMENT PROGRAM

Project Name: 19 Park Restroom Replacements

Project Number: 22194

Start Date: Oct. 2019

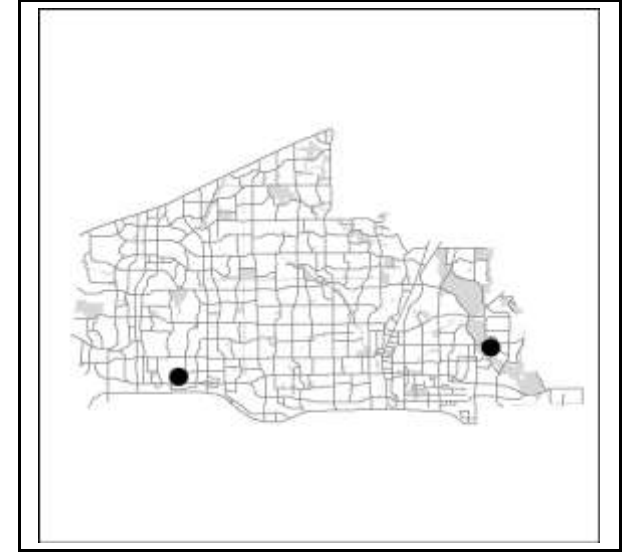
Description:

Completion Date: Nov. 2022

Design and construct replacement restrooms: Bob Woodruff South, Old Shepard Place Park.

22248 Bob Woodruff Park South \$1,300,000

22246 Old Shepard Place Park \$359,085



EXPENDITURES	Prior Years	Re-Estimate	2022-23	2023-24	2024-25	2025-26	2026-27	Future Yrs	Total
Land	0	0	0	0	0	0	0	0	0
Design	560,006	130,909	0	0	0	0	0	0	690,915
Construction	0	1,259,085	0	0	0	0	0	0	1,259,085
Equipment	0	0	0	0	0	0	0	0	0
TOTAL	560,006	1,389,994	0	0	0	0	0	0	1,950,000

REVENUES	Prior Years	Re-Estimate	2022-23	2023-24	2024-25	2025-26	2026-27	Future Yrs	Total
Bond Funds	560,006	1,389,994	0	0	0	0	0	0	1,950,000
N/A	0	0	0	0	0	0	0	0	0
N/A	0	0	0	0	0	0	0	0	0
TOTAL	560,006	1,389,994	0	0	0	0	0	0	1,950,000

OPERATING BUDGET IMPACT	2022-23	2023-24	2024-25	2025-26	2026-27	Future Yrs	Total
	7,500	0	0	0	0	0	7,500

CITY OF PLANO

COMMUNITY INVESTMENT PROGRAM

Project Name: 19 Trail Replacements

Project Number: 22195

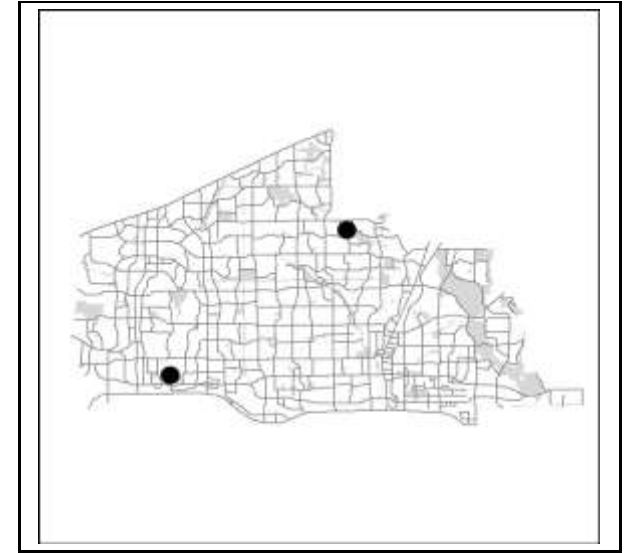
Start Date: Oct. 2019

Description:

Completion Date: Nov. 2022

The Plano Trail System has 85 miles of trail. Of these, 24.66 miles (29%) are 30 years and older, 14.64 (17%) miles are 20-30 years old, and the remaining 45.82 miles (54%) are under 19 years old. The life span of concrete trail is approximately 35 years.

21-22: Hoblitzelle Trail at Red River Drive
22356 White Rock Creek Trail LOMR \$77,000



EXPENDITURES	Prior Years	Re-Estimate	2022-23	2023-24	2024-25	2025-26	2026-27	Future Yrs	Total
Land	0	0	0	0	0	0	0	0	0
Design	133,275	0	0	0	0	0	0	0	133,275
Construction	0	1,104,725	0	0	0	0	0	0	1,104,725
Equipment	0	0	0	0	0	0	0	0	0
TOTAL	133,275	1,104,725	0	0	0	0	0	0	1,238,000

REVENUES	Prior Years	Re-Estimate	2022-23	2023-24	2024-25	2025-26	2026-27	Future Yrs	Total
Bond Funds	133,275	1,104,725	0	0	0	0	0	0	1,238,000
N/A	0	0	0	0	0	0	0	0	0
N/A	0	0	0	0	0	0	0	0	0
TOTAL	133,275	1,104,725	0	0	0	0	0	0	1,238,000

OPERATING BUDGET IMPACT	2022-23	2023-24	2024-25	2025-26	2026-27	Future Yrs	Total
	0	0	0	0	0	0	0

CITY OF PLANO

COMMUNITY INVESTMENT PROGRAM

Project Name: 21 Athletic Field Improvements

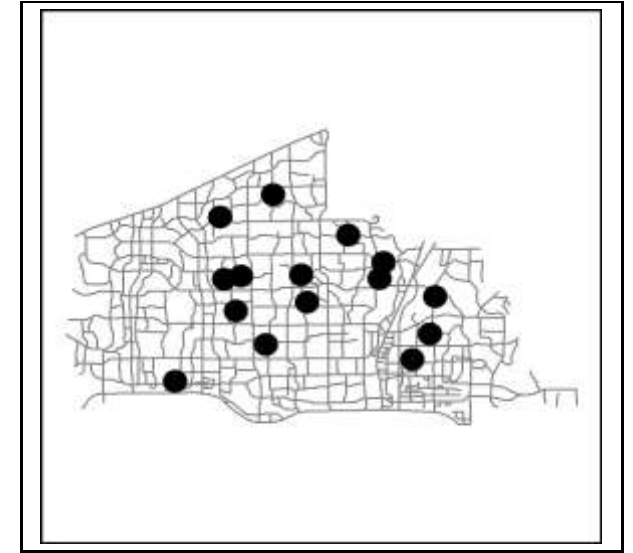
Project Number: 27212

Start Date: Oct. 2021

Description:

Completion Date: Sep. 2025

Additional athletic field lighting on previously unlighted fields, additional fencing, addition of synthetic turf practice areas, restroom improvements, new irrigation systems, additional spectator fabric shade structures and related improvements at existing athletic sites.



EXPENDITURES	Prior Years	Re-Estimate	2022-23	2023-24	2024-25	2025-26	2026-27	Future Yrs	Total
Land	0	0	0	0	0	0	0	0	0
Design	0	0	0	0	0	0	0	0	0
Construction	0	375,000	375,000	375,000	375,000	0	0	0	1,500,000
Equipment	0	0	0	0	0	0	0	0	0
TOTAL	0	375,000	375,000	375,000	375,000	0	0	0	1,500,000

REVENUES	Prior Years	Re-Estimate	2022-23	2023-24	2024-25	2025-26	2026-27	Future Yrs	Total
21 Bond Funds	0	375,000	375,000	375,000	375,000	0	0	0	1,500,000
N/A	0	0	0	0	0	0	0	0	0
N/A	0	0	0	0	0	0	0	0	0
TOTAL	0	375,000	375,000	375,000	375,000	0	0	0	1,500,000

OPERATING BUDGET IMPACT	2022-23	2023-24	2024-25	2025-26	2026-27	Future Yrs	Total
	0	0	0	0	0	0	0

CITY OF PLANO

COMMUNITY INVESTMENT PROGRAM

Project Name: 21 Community Park Renovations

Project Number: 22211

Start Date: Oct. 2021

Description:

Completion Date: Sep. 2025

Renovations at community parks with playground equipment 20 years and older. Renovations and replacements of park elements may include athletic field renovations, playground equipment, shade shelter, sidewalk accessibility, drinking fountains, seating, lighting, irrigation and landscape.

Locations identified/project accounts created include:

22216 Bob Woodruff North \$5,000,000

22219 Russell Creek Park Driveway/McDermott \$741,000

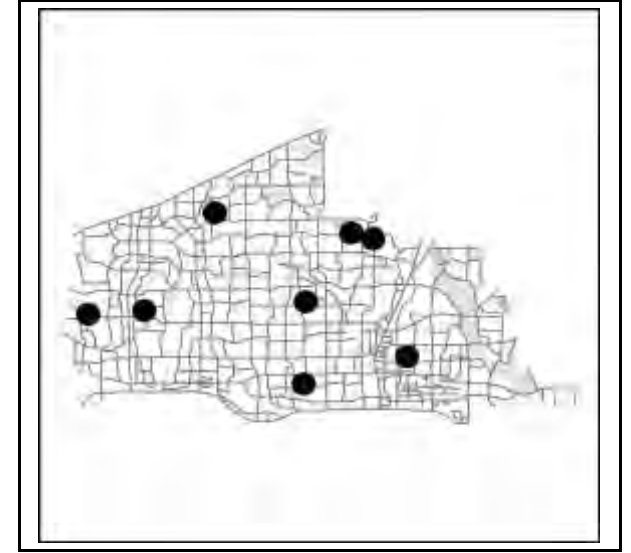
22240 Hoblitzelle East Community Park Reno \$1,615,700

22320 Horseshoe Community Park Reno \$2,527,008

22241 Windhaven Community Park Reno \$2,020,941

22242 AHNK Community Park Playground Reno \$1,538,063

22243 Schell North Community Park Reno \$4,260,000



EXPENDITURES	Prior Years	Re-Estimate	2022-23	2023-24	2024-25	2025-26	2026-27	Future Yrs	Total
Land	0	0	0	0	0	0	0	0	0
Design	0	0	0	0	0	0	0	0	0
Construction	0	814,750	0	1,629,500	814,750	0	0	0	3,259,000
Equipment	0	0	0	0	0	0	0	0	0
TOTAL	0	814,750	0	1,629,500	814,750	0	0	0	3,259,000

REVENUES	Prior Years	Re-Estimate	2022-23	2023-24	2024-25	2025-26	2026-27	Future Yrs	Total
21 Bond Funds	0	814,750	0	1,629,500	814,750	0	0	0	3,259,000
N/A	0	0	0	0	0	0	0	0	0
N/A	0	0	0	0	0	0	0	0	0
TOTAL	0	814,750	0	1,629,500	814,750	0	0	0	3,259,000

OPERATING BUDGET IMPACT	2022-23	2023-24	2024-25	2025-26	2026-27	Future Yrs	Total
	22,500	22,500	22,500	0	0	0	67,500

CITY OF PLANO

COMMUNITY INVESTMENT PROGRAM

Project Name: 21 Courtyard Theater Roof

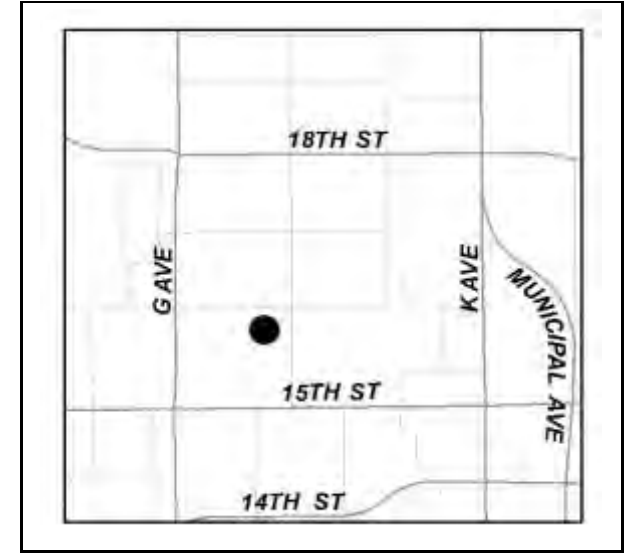
Project Number: 28214

Start Date: Oct. 2021

Description:

Completion Date: Sep. 2022

Replacement of the roof of the Courtyard Theater facility located at 1509 H Avenue.



EXPENDITURES	Prior Years	Re-Estimate	2022-23	2023-24	2024-25	2025-26	2026-27	Future Yrs	Total
Land	0	0	0	0	0	0	0	0	0
Design	0	0	0	0	0	0	0	0	0
Construction	0	600,000	0	0	0	0	0	0	600,000
Equipment	0	0	0	0	0	0	0	0	0
TOTAL	0	600,000	0	0	0	0	0	0	600,000

REVENUES	Prior Years	Re-Estimate	2022-23	2023-24	2024-25	2025-26	2026-27	Future Yrs	Total
21 Bond Funds	0	600,000	0	0	0	0	0	0	600,000
N/A	0	0	0	0	0	0	0	0	0
N/A	0	0	0	0	0	0	0	0	0
TOTAL	0	600,000	0	0	0	0	0	0	600,000

OPERATING BUDGET IMPACT	2022-23	2023-24	2024-25	2025-26	2026-27	Future Yrs	Total
	0	0	0	0	0	0	0

CITY OF PLANO

COMMUNITY INVESTMENT PROGRAM

Project Name: 21 Irrigation Renovations

Project Number: 28212

Start Date: Oct. 2021

Description:

Completion Date: Sep. 2025

Renovate poorly functioning, inefficient park irrigation systems and associated turf areas. Locations include the following, with funds moved from this account to each irrigation renovation project account:

Eldorado \$629,000

Coyote Creek \$946,000

Timberbrook \$407,000

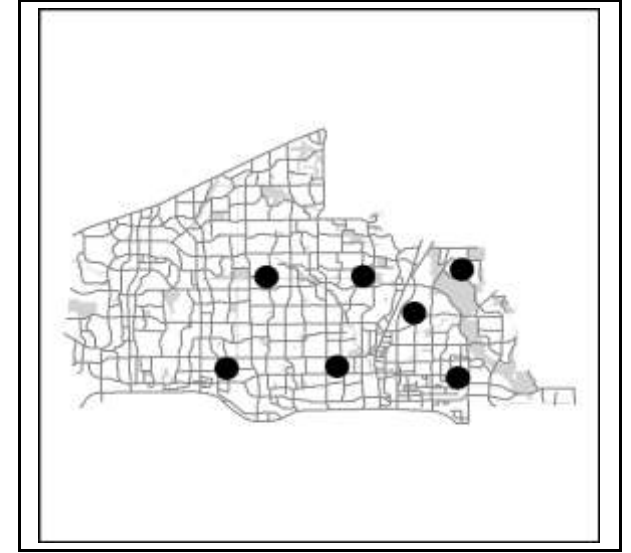
Hidden Meadow \$806,000

Shoshoni \$319,000

Wagon Wheel \$614,000

Hackberry \$730,000

Lone Star \$833,000



EXPENDITURES	Prior Years	Re-Estimate	2022-23	2023-24	2024-25	2025-26	2026-27	Future Yrs	Total
Land	0	0	0	0	0	0	0	0	0
Design	0	0	0	0	207,000	0	0	0	207,000
Construction	0	0	0	0	1,729,000	0	0	0	1,729,000
Equipment	0	0	0	0	0	0	0	0	0
TOTAL	0	0	0	0	1,936,000	0	0	0	1,936,000

REVENUES	Prior Years	Re-Estimate	2022-23	2023-24	2024-25	2025-26	2026-27	Future Yrs	Total
21 Bond Funds	0	0	0	0	1,936,000	0	0	0	1,936,000
N/A	0	0	0	0	0	0	0	0	0
N/A	0	0	0	0	0	0	0	0	0
TOTAL	0	0	0	0	1,936,000	0	0	0	1,936,000

OPERATING BUDGET IMPACT	2022-23	2023-24	2024-25	2025-26	2026-27	Future Yrs	Total
	0	0	0	0	0	0	0

CITY OF PLANO

COMMUNITY INVESTMENT PROGRAM

Project Name: 21 Lighting Replacements

Project Number: 27211

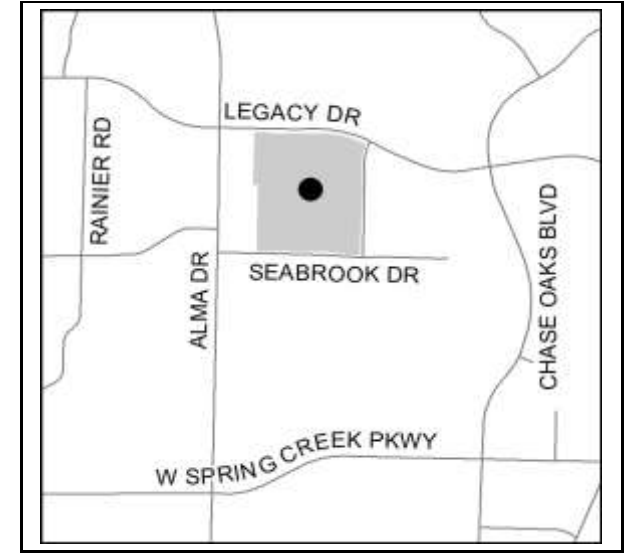
Start Date: Oct. 2021

Description:

Completion Date: Sep. 2024

Replacement of athletic field lighting at Enfield Park.

Design for lighting replacement at Enfield Park in the amount of \$66,000 is reflected in 27221 Enfield Park Restroom Buildings and Ballfields 1-8 Replacements.



EXPENDITURES	Prior Years	Re-Estimate	2022-23	2023-24	2024-25	2025-26	2026-27	Future Yrs	Total
Land	0	0	0	0	0	0	0	0	0
Design	0	0	0	0	0	0	0	0	0
Construction	0	0	1,980,000	3,894,000	0	0	0	0	5,874,000
Equipment	0	0	0	0	0	0	0	0	0
TOTAL	0	0	1,980,000	3,894,000	0	0	0	0	5,874,000
REVENUES	Prior Years	Re-Estimate	2022-23	2023-24	2024-25	2025-26	2026-27	Future Yrs	Total
21 Bond Funds	0	0	1,980,000	3,894,000	0	0	0	0	5,874,000
N/A	0	0	0	0	0	0	0	0	0
N/A	0	0	0	0	0	0	0	0	0
TOTAL	0	0	1,980,000	3,894,000	0	0	0	0	5,874,000
OPERATING BUDGET IMPACT			2022-23	2023-24	2024-25	2025-26	2026-27	Future Yrs	Total
			0	0	0	0	0	0	0

CITY OF PLANO

COMMUNITY INVESTMENT PROGRAM

Project Name: 21 Maintenance Facility

Project Number: 23211

Start Date: Oct. 2022

Description:

Completion Date: Sep. 2024

A maintenance facility east of 75 to replace the 40 year old Schell Maintenance Facility per the Parks, Recreation, Trails & Open Space Master Plan. Cost is based on rough approximations from similar projects and has not been specifically studied. Location not determined.



EXPENDITURES	Prior Years	Re-Estimate	2022-23	2023-24	2024-25	2025-26	2026-27	Future Yrs	Total
Land	0	0	0	0	0	0	0	0	0
Design	0	600,000	1,200,000	0	0	0	0	0	1,800,000
Construction	0	0	4,650,000	6,650,000	0	0	0	0	11,300,000
Equipment	0	0	0	0	0	0	0	0	0
TOTAL	0	600,000	5,850,000	6,650,000	0	0	0	0	13,100,000

REVENUES	Prior Years	Re-Estimate	2022-23	2023-24	2024-25	2025-26	2026-27	Future Yrs	Total
21 Bond Funds	0	600,000	5,850,000	6,650,000	0	0	0	0	13,100,000
N/A	0	0	0	0	0	0	0	0	0
N/A	0	0	0	0	0	0	0	0	0
TOTAL	0	600,000	5,850,000	6,650,000	0	0	0	0	13,100,000

OPERATING BUDGET IMPACT	2022-23	2023-24	2024-25	2025-26	2026-27	Future Yrs	Total
	0	0	24,815	25,221	0	0	50,036

CITY OF PLANO

COMMUNITY INVESTMENT PROGRAM

Project Name: 21 Median Renovations

Project Number: 28213

Start Date: Oct. 2021

Description:

Completion Date: Sep. 2025

Renovated median landscaping at selected locations throughout the City.

Funding allocations -

22-23: 22359 West Park Blvd \$375,000



EXPENDITURES	Prior Years	Re-Estimate	2022-23	2023-24	2024-25	2025-26	2026-27	Future Yrs	Total
Land	0	375,000	0	375,000	375,000	0	0	0	1,125,000
Design	0	0	0	0	0	0	0	0	0
Construction	0	0	0	0	0	0	0	0	0
Equipment	0	0	0	0	0	0	0	0	0
TOTAL	0	375,000	0	375,000	375,000	0	0	0	1,125,000

REVENUES	Prior Years	Re-Estimate	2022-23	2023-24	2024-25	2025-26	2026-27	Future Yrs	Total
21 Bond Funds	0	375,000	0	375,000	375,000	0	0	0	1,125,000
N/A	0	0	0	0	0	0	0	0	0
N/A	0	0	0	0	0	0	0	0	0
TOTAL	0	375,000	0	375,000	375,000	0	0	0	1,125,000

OPERATING BUDGET IMPACT	2022-23	2023-24	2024-25	2025-26	2026-27	Future Yrs	Total
	0	0	0	0	0	0	0

CITY OF PLANO

COMMUNITY INVESTMENT PROGRAM

Project Name: 21 Neighborhood Park Renovations

Project Number: 22212

Start Date: Oct. 2021

Description:

Completion Date: Sep. 2024

Renovations at neighborhood parks with playground equipment 20 years and older. Renovations and replacements of park elements may include playground equipment, shade shelter, sidewalk accessibility, drinking fountains, seating, lighting, irrigation and landscape.

Candidate locations include the following:

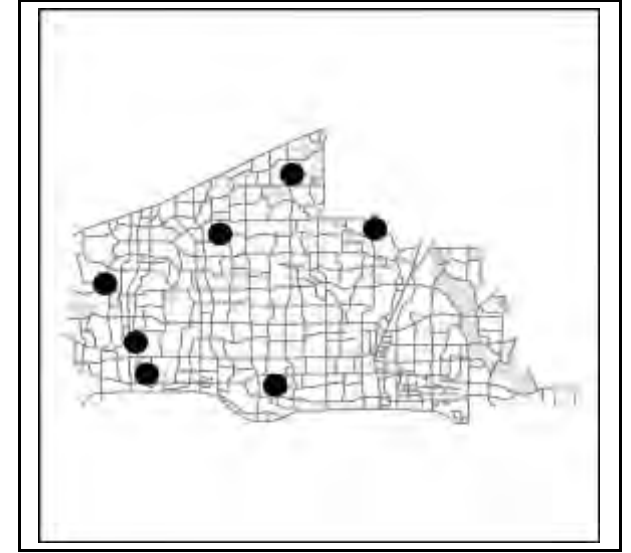
28218 Longhorn \$1,939,467

22221 Tejas \$2,319,610

22222 Sunset \$1,426,180

22220 Steeplechase \$2,912,959

Cottonwood Greenbelt (Springhurst)



EXPENDITURES	Prior Years	Re-Estimate	2022-23	2023-24	2024-25	2025-26	2026-27	Future Yrs	Total
Land	0	0	0	0	0	0	0	0	0
Design	0	0	0	55,000	0	0	0	0	55,000
Construction	0	0	0	361,076	0	0	0	0	361,076
Equipment	0	0	0	0	0	0	0	0	0
TOTAL	0	0	0	416,076	0	0	0	0	416,076

REVENUES	Prior Years	Re-Estimate	2022-23	2023-24	2024-25	2025-26	2026-27	Future Yrs	Total
21 Bond Funds	0	0	0	416,076	0	0	0	0	416,076
N/A	0	0	0	0	0	0	0	0	0
N/A	0	0	0	0	0	0	0	0	0
TOTAL	0	0	0	416,076	0	0	0	0	416,076

OPERATING BUDGET IMPACT	2022-23	2023-24	2024-25	2025-26	2026-27	Future Yrs	Total
	18,750	18,750	18,750	0	0	0	56,250

CITY OF PLANO

COMMUNITY INVESTMENT PROGRAM

Project Name: 21 Oak Point Rec Center Lighting

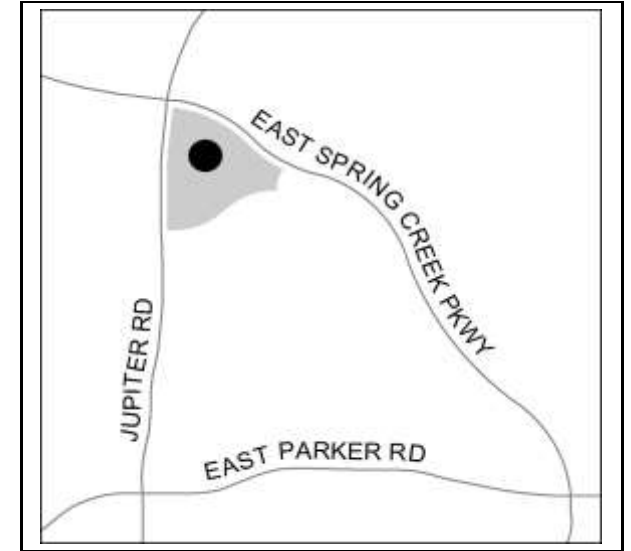
Project Number: 28211

Start Date: Oct. 2021

Description:

Completion Date: Sep. 2022

Replace existing High Intensity Discharge parking lot lighting with energy efficient LEDs and new poles at Oak Point Recreation Center.



EXPENDITURES	Prior Years	Re-Estimate	2022-23	2023-24	2024-25	2025-26	2026-27	Future Yrs	Total
Land	0	0	0	0	0	0	0	0	0
Design	0	0	0	0	0	0	0	0	0
Construction	0	80,000	0	0	0	0	0	0	80,000
Equipment	0	0	0	0	0	0	0	0	0
TOTAL	0	80,000	0	0	0	0	0	0	80,000

REVENUES	Prior Years	Re-Estimate	2022-23	2023-24	2024-25	2025-26	2026-27	Future Yrs	Total
21 Bond Funds	0	80,000	0	0	0	0	0	0	80,000
N/A	0	0	0	0	0	0	0	0	0
N/A	0	0	0	0	0	0	0	0	0
TOTAL	0	80,000	0	0	0	0	0	0	80,000

OPERATING BUDGET IMPACT	2022-23	2023-24	2024-25	2025-26	2026-27	Future Yrs	Total
	-1,545	-1,545	-1,545	0	0	0	-4,635

CITY OF PLANO

COMMUNITY INVESTMENT PROGRAM

Project Name: 21 Park Improvements

Project Number: 22214

Start Date: Oct. 2021

Description:

Completion Date: Sep. 2025

Continued development of parks throughout the city to include sidewalk completions, park walkways, trees, playground expansions, lighting, benches, restrooms, picnic areas and other related park improvements. Includes funding to respond to public requests or to respond to needs that are unforeseen at the time of bond creation. Includes funding to master plan future parks, facilities and to conduct studies/analyses where needed.



EXPENDITURES	Prior Years	Re-Estimate	2022-23	2023-24	2024-25	2025-26	2026-27	Future Yrs	Total
Land	0	0	0	0	0	0	0	0	0
Design	0	0	0	0	0	0	0	0	0
Construction	0	1,250,000	1,250,000	1,250,000	1,250,000	0	0	0	5,000,000
Equipment	0	0	0	0	0	0	0	0	0
TOTAL	0	1,250,000	1,250,000	1,250,000	1,250,000	0	0	0	5,000,000

REVENUES	Prior Years	Re-Estimate	2022-23	2023-24	2024-25	2025-26	2026-27	Future Yrs	Total
21 Bond Funds	0	1,250,000	1,250,000	1,250,000	1,250,000	0	0	0	5,000,000
N/A	0	0	0	0	0	0	0	0	0
N/A	0	0	0	0	0	0	0	0	0
TOTAL	0	1,250,000	1,250,000	1,250,000	1,250,000	0	0	0	5,000,000

OPERATING BUDGET IMPACT	2022-23	2023-24	2024-25	2025-26	2026-27	Future Yrs	Total
	0	0	0	0	0	0	0

CITY OF PLANO

COMMUNITY INVESTMENT PROGRAM

Project Name: 21 Plano Center Roof

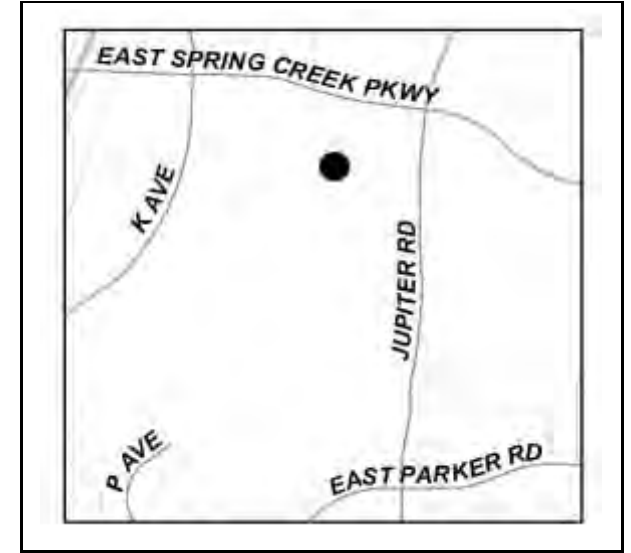
Project Number: 22250

Start Date: Oct. 2021

Description:

Completion Date: Sep. 2023

Partial replacement of the roof of the Plano Center facility located at 2000 East Spring Creek Parkway.



EXPENDITURES	Prior Years	Re-Estimate	2022-23	2023-24	2024-25	2025-26	2026-27	Future Yrs	Total
Land	0	0	0	0	0	0	0	0	0
Design	0	0	0	0	0	0	0	0	0
Construction	0	0	720,000	0	0	0	0	0	720,000
Equipment	0	0	0	0	0	0	0	0	0
TOTAL	0	0	720,000	0	0	0	0	0	720,000

REVENUES	Prior Years	Re-Estimate	2022-23	2023-24	2024-25	2025-26	2026-27	Future Yrs	Total
21 Bond Funds	0	0	720,000	0	0	0	0	0	720,000
N/A	0	0	0	0	0	0	0	0	0
N/A	0	0	0	0	0	0	0	0	0
TOTAL	0	0	720,000	0	0	0	0	0	720,000

OPERATING BUDGET IMPACT	2022-23	2023-24	2024-25	2025-26	2026-27	Future Yrs	Total
	0	0	0	0	0	0	0

CITY OF PLANO

COMMUNITY INVESTMENT PROGRAM

Project Name: 21 Recreational Trails

Project Number: 22215

Start Date: Oct. 2021

Description:

Completion Date: Sep. 2025

Continued development of the recreational trail system throughout the City in accordance with the Parks, Recreation, Trails & Open Space Master Plan Bicycle Transportation map.



EXPENDITURES	Prior Years	Re-Estimate	2022-23	2023-24	2024-25	2025-26	2026-27	Future Yrs	Total
Land	0	0	0	0	0	0	0	0	0
Design	0	0	0	375,000	250,000	0	0	0	625,000
Construction	0	0	0	2,625,000	1,750,000	0	0	0	4,375,000
Equipment	0	0	0	0	0	0	0	0	0
TOTAL	0	0	0	3,000,000	2,000,000	0	0	0	5,000,000

REVENUES	Prior Years	Re-Estimate	2022-23	2023-24	2024-25	2025-26	2026-27	Future Yrs	Total
21 Bond Funds	0	0	0	3,000,000	2,000,000	0	0	0	5,000,000
N/A	0	0	0	0	0	0	0	0	0
N/A	0	0	0	0	0	0	0	0	0
TOTAL	0	0	0	3,000,000	2,000,000	0	0	0	5,000,000

OPERATING BUDGET IMPACT	2022-23	2023-24	2024-25	2025-26	2026-27	Future Yrs	Total
	25,100	25,100	25,100	0	0	0	75,300

CITY OF PLANO

COMMUNITY INVESTMENT PROGRAM

Project Name: 21 Trail Replacements

Project Number: 22213

Start Date: Oct. 2021

Description:

Completion Date: Sep. 2025

The Plano Trail System has 85 miles of trail. Of these, 24.66 miles (29%) are 30 years and older, 14.64 (17%) miles are 20-30 years old, and the remaining 45.82 miles (54%) are under 19 years old. The life span of concrete trail is approximately 35 years.

Funding allotted to the following projects:

22218 Chisholm Trail Replacement N/S Spring Creek Pkwy \$1,725,000

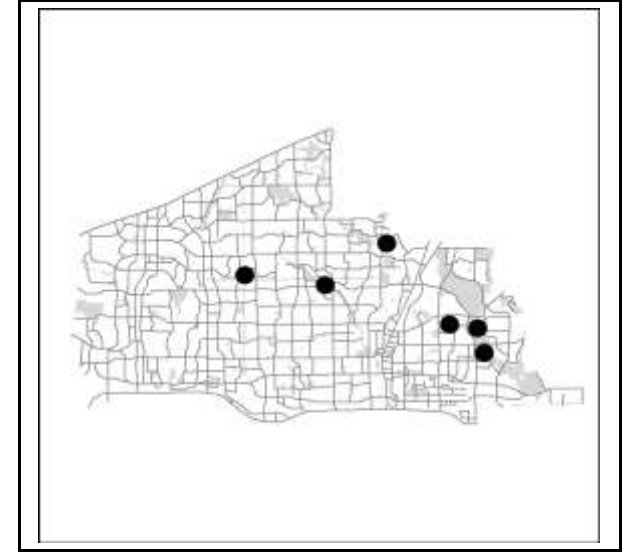
22353 Hoblitzelle East \$100,000

22354 Preston Ridge/Bluebonnet Trail Intersection \$135,000 bond/\$115,000 revenue

22349 Santa Fe Trail at Oak Grove Drive \$1,153,900

22351 Bob Woodruff Trail North \$1,500,000

22352 Bob Woodruff Trail Southwest \$410,000



EXPENDITURES	Prior Years	Re-Estimate	2022-23	2023-24	2024-25	2025-26	2026-27	Future Yrs	Total
Land	0	0	0	0	0	0	0	0	0
Design	0	0	100,000	100,000	100,100	0	0	0	300,100
Construction	0	0	0	784,000	392,000	0	0	0	1,176,000
Equipment	0	0	0	0	0	0	0	0	0
TOTAL	0	0	100,000	884,000	492,100	0	0	0	1,476,100

REVENUES	Prior Years	Re-Estimate	2022-23	2023-24	2024-25	2025-26	2026-27	Future Yrs	Total
21 Bond Funds	0	0	100,000	884,000	492,100	0	0	0	1,476,100
N/A	0	0	0	0	0	0	0	0	0
N/A	0	0	0	0	0	0	0	0	0
TOTAL	0	0	100,000	884,000	492,100	0	0	0	1,476,100

OPERATING BUDGET IMPACT	2022-23	2023-24	2024-25	2025-26	2026-27	Future Yrs	Total
	0	0	0	0	0	0	0

CITY OF PLANO

COMMUNITY INVESTMENT PROGRAM

Project Name: 25 Archgate Park Improvements, Phase II

Project Number: 32-P46

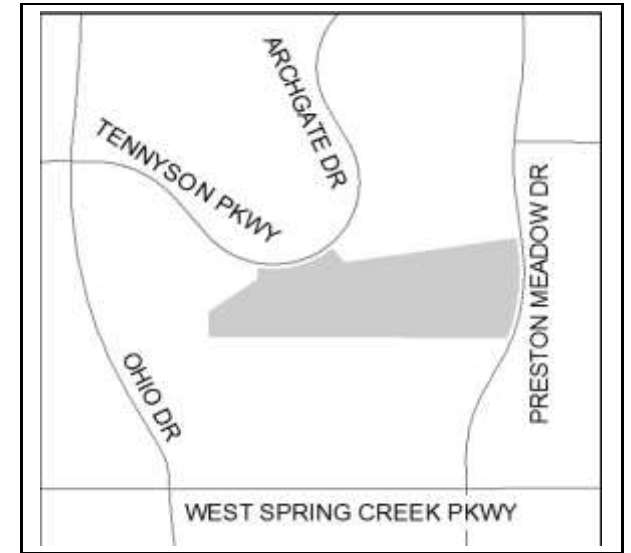
Start Date: Oct. 2021

Description:

Completion Date: Sep. 2027

Continued development of Archgate Park in accordance with the park site master plan to include an outdoor sand volleyball facility and related improvements. Cost has not been studied.

Development of this project is dependent on a future bond election.



EXPENDITURES	Prior Years	Re-Estimate	2022-23	2023-24	2024-25	2025-26	2026-27	Future Yrs	Total
Land	0	0	0	0	0	0	0	0	0
Design	0	0	0	0	0	350,000	0	0	350,000
Construction	0	0	0	0	0	0	1,175,000	1,175,000	2,350,000
Equipment	0	0	0	0	0	0	0	0	0
TOTAL	0	0	0	0	0	350,000	1,175,000	1,175,000	2,700,000

REVENUES	Prior Years	Re-Estimate	2022-23	2023-24	2024-25	2025-26	2026-27	Future Yrs	Total
Future Bond F	0	0	0	0	0	350,000	1,175,000	1,175,000	2,700,000
N/A	0	0	0	0	0	0	0	0	0
N/A	0	0	0	0	0	0	0	0	0
TOTAL	0	0	0	0	0	350,000	1,175,000	1,175,000	2,700,000

OPERATING BUDGET IMPACT	2022-23	2023-24	2024-25	2025-26	2026-27	Future Yrs	Total
	0	0	0	0	0	115,000	115,000

CITY OF PLANO

COMMUNITY INVESTMENT PROGRAM

Project Name: 25 Bruce Glasscock Park Improvements

Project Number: 32-P58

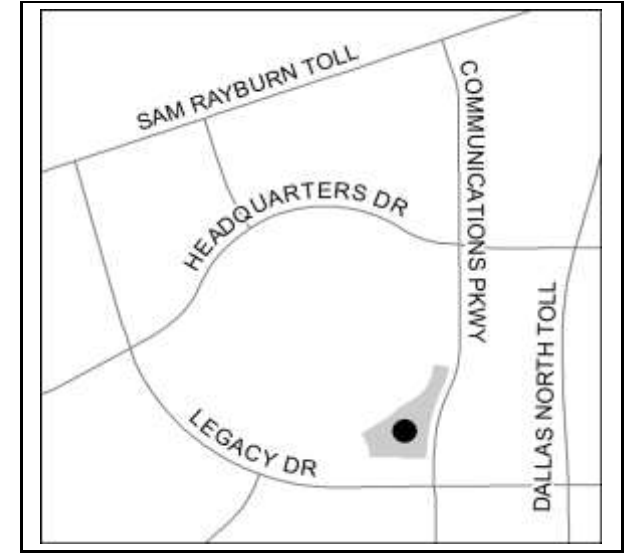
Start Date: Oct. 2021

Description:

Completion Date: Sep. 2027

Development of a new park in accordance with the park site master plan developed in cooperation with area residents. Improvements identified on the park site master plan include sidewalks, walkways, landscape, irrigation, seating and lighting. Cost is based on a park site master plan estimate.

Development of this project is dependent on a future bond election.



EXPENDITURES	Prior Years	Re-Estimate	2022-23	2023-24	2024-25	2025-26	2026-27	Future Yrs	Total
Land	0	0	0	0	0	0	0	0	0
Design	0	0	0	0	0	850,000	0	0	850,000
Construction	0	0	0	0	0	0	2,815,000	2,815,000	5,630,000
Equipment	0	0	0	0	0	0	0	0	0
TOTAL	0	0	0	0	0	850,000	2,815,000	2,815,000	6,480,000

REVENUES	Prior Years	Re-Estimate	2022-23	2023-24	2024-25	2025-26	2026-27	Future Yrs	Total
Future Bond A	0	0	0	0	0	850,000	2,815,000	2,815,000	6,480,000
N/A	0	0	0	0	0	0	0	0	0
N/A	0	0	0	0	0	0	0	0	0
TOTAL	0	0	0	0	0	850,000	2,815,000	2,815,000	6,480,000

OPERATING BUDGET IMPACT	2022-23	2023-24	2024-25	2025-26	2026-27	Future Yrs	Total
	0	0	0	0	0	275,000	275,000

CITY OF PLANO

COMMUNITY INVESTMENT PROGRAM

Project Name: 25 Jack Carter Park Improvements, Phase II

Project Number: 32-P85

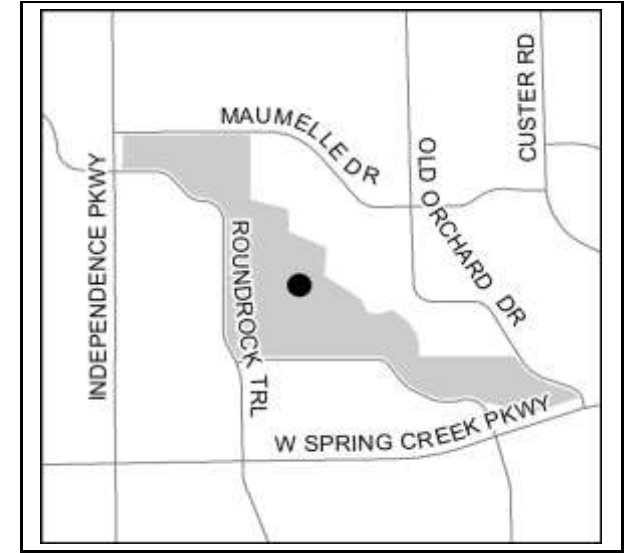
Start Date: Oct. 2021

Description:

Completion Date: Sep. 2027

Continued park development in accordance with the park site master plan developed in cooperation with area residents in 2018. Improvements identified on the site Master Plan include improved playing fields, pavilion, restroom, pickle ball, volley ball, multi-use court, landscape, and lighting. Pricing is based on park site master plan estimates.

Development of this project is dependent on a future bond election.



EXPENDITURES	Prior Years	Re-Estimate	2022-23	2023-24	2024-25	2025-26	2026-27	Future Yrs	Total
Land	0	0	0	0	0	0	0	0	0
Design	0	0	0	0	0	777,600	0	0	777,600
Construction	0	0	0	0	0	0	0	7,587,000	7,587,000
Equipment	0	0	0	0	0	0	0	0	0
TOTAL	0	0	0	0	0	777,600	0	7,587,000	8,364,600

REVENUES	Prior Years	Re-Estimate	2022-23	2023-24	2024-25	2025-26	2026-27	Future Yrs	Total
Future Bond A	0	0	0	0	0	777,600	0	7,587,000	8,364,600
N/A	0	0	0	0	0	0	0	0	0
N/A	0	0	0	0	0	0	0	0	0
TOTAL	0	0	0	0	0	777,600	0	7,587,000	8,364,600

OPERATING BUDGET IMPACT	2022-23	2023-24	2024-25	2025-26	2026-27	Future Yrs	Total
	0	0	0	0	0	182,000	182,000

CITY OF PLANO

COMMUNITY INVESTMENT PROGRAM

Project Name: 25 Los Rios Park Improvements, Phase II

Project Number: 32-P59

Start Date: Oct. 2023

Description:

Completion Date: Sep. 2027

Continued park development in accordance with the park site master plan developed in cooperation with area residents.
Cost based on master plan estimates.

Development of this project is dependent on a future bond election.



EXPENDITURES	Prior Years	Re-Estimate	2022-23	2023-24	2024-25	2025-26	2026-27	Future Yrs	Total
Land	0	0	0	0	0	0	0	0	0
Design	0	0	0	0	0	0	850,000	0	850,000
Construction	0	0	0	0	0	0	0	5,738,000	5,738,000
Equipment	0	0	0	0	0	0	0	0	0
TOTAL	0	0	0	0	0	0	850,000	5,738,000	6,588,000

REVENUES	Prior Years	Re-Estimate	2022-23	2023-24	2024-25	2025-26	2026-27	Future Yrs	Total
Future Bond A	0	0	0	0	0	0	850,000	5,738,000	6,588,000
N/A	0	0	0	0	0	0	0	0	0
N/A	0	0	0	0	0	0	0	0	0
TOTAL	0	0	0	0	0	0	850,000	5,738,000	6,588,000

OPERATING BUDGET IMPACT	2022-23	2023-24	2024-25	2025-26	2026-27	Future Yrs	Total
	0	0	0	0	0	305,000	305,000

CITY OF PLANO

COMMUNITY INVESTMENT PROGRAM

Project Name: 25 Red Tail Pavilion Renovation & Improvements

Project Number: 32-P60

Start Date: Oct. 2021

Description:

Completion Date: Sep. 2027

Additional improvements at the amphitheater including updated name signage, additional seating, dressing rooms, concession /ticketing area, storage building, a permanent stage structure replacement is needed due to age, additional restrooms, shaded picnic areas, and related improvements.

Cost estimate is based on a preliminary concept.

Development of this project is dependent on a future bond election.



EXPENDITURES	Prior Years	Re-Estimate	2022-23	2023-24	2024-25	2025-26	2026-27	Future Yrs	Total
Land	0	0	0	0	0	0	0	0	0
Design	0	0	0	0	0	0	700,000	0	700,000
Construction	0	0	0	0	0	0	0	4,700,000	4,700,000
Equipment	0	0	0	0	0	0	0	0	0
TOTAL	0	0	0	0	0	0	700,000	4,700,000	5,400,000

REVENUES	Prior Years	Re-Estimate	2022-23	2023-24	2024-25	2025-26	2026-27	Future Yrs	Total
Future Bond A	0	0	0	0	0	0	700,000	4,700,000	5,400,000
N/A	0	0	0	0	0	0	0	0	0
N/A	0	0	0	0	0	0	0	0	0
TOTAL	0	0	0	0	0	0	700,000	4,700,000	5,400,000

OPERATING BUDGET IMPACT	2022-23	2023-24	2024-25	2025-26	2026-27	Future Yrs	Total
	0	0	0	0	0	25,000	25,000

CITY OF PLANO

COMMUNITY INVESTMENT PROGRAM

Project Name: 25 Rowlett Creek Park Improvements

Project Number: 32-P83

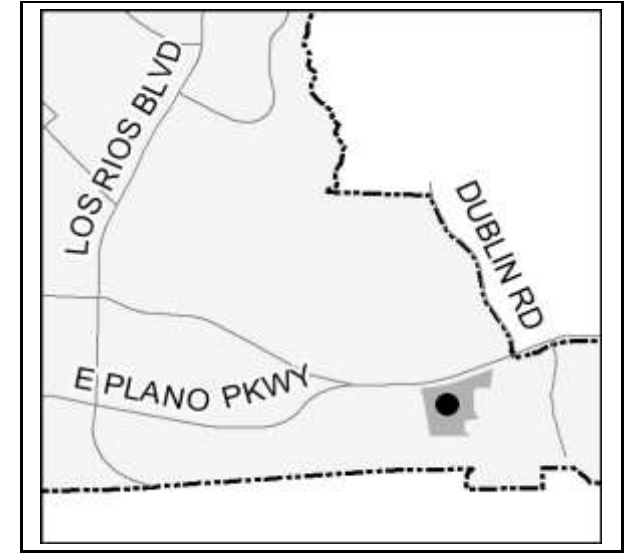
Start Date: Oct. 2021

Description:

Completion Date: Sep. 2027

Fomerly FM 544 park site. Development of a new park along FM544 on the east side of Rowlett Creek per the Parks, Recreation, Trails & Open Space Master Plan; no park site master plan developed yet. Estimate is based on a rough approximation of similar projects and has not been specifically studied.

Development of this project is dependent on a future bond election.



EXPENDITURES	Prior Years	Re-Estimate	2022-23	2023-24	2024-25	2025-26	2026-27	Future Yrs	Total
Land	0	0	0	0	0	0	0	0	0
Design	0	0	0	0	0	0	440,000	0	440,000
Construction	0	0	0	0	0	0	0	2,935,000	2,935,000
Equipment	0	0	0	0	0	0	0	0	0
TOTAL	0	0	0	0	0	0	440,000	2,935,000	3,375,000

REVENUES	Prior Years	Re-Estimate	2022-23	2023-24	2024-25	2025-26	2026-27	Future Yrs	Total
Future Bond A	0	0	0	0	0	0	440,000	2,935,000	3,375,000
N/A	0	0	0	0	0	0	0	0	0
N/A	0	0	0	0	0	0	0	0	0
TOTAL	0	0	0	0	0	0	440,000	2,935,000	3,375,000

OPERATING BUDGET IMPACT	2022-23	2023-24	2024-25	2025-26	2026-27	Future Yrs	Total
	0	0	0	0	0	107,000	107,000

CITY OF PLANO

COMMUNITY INVESTMENT PROGRAM

Project Name: AHNP Community Park Playground Reno

Project Number: 22242

Start Date: Oct. 2021

Description:

Completion Date: Sep. 2024

Renovations and replacements of park elements may include playground equipment, sidewalk accessibility, drinking fountains, seating, lighting, irrigation and landscape.



EXPENDITURES	Prior Years	Re-Estimate	2022-23	2023-24	2024-25	2025-26	2026-27	Future Yrs	Total
Land	0	0	0	0	0	0	0	0	0
Design	0	0	200,000	0	0	0	0	0	200,000
Construction	0	0	0	1,338,063	0	0	0	0	1,338,063
Equipment	0	0	0	0	0	0	0	0	0
TOTAL	0	0	200,000	1,338,063	0	0	0	0	1,538,063

REVENUES	Prior Years	Re-Estimate	2022-23	2023-24	2024-25	2025-26	2026-27	Future Yrs	Total
Bond Funds	0	0	200,000	1,338,063	0	0	0	0	1,538,063
N/A	0	0	0	0	0	0	0	0	0
N/A	0	0	0	0	0	0	0	0	0
TOTAL	0	0	200,000	1,338,063	0	0	0	0	1,538,063

OPERATING BUDGET IMPACT	2022-23	2023-24	2024-25	2025-26	2026-27	Future Yrs	Total
	0	0	0	0	0	0	0

CITY OF PLANO

COMMUNITY INVESTMENT PROGRAM

Project Name: Arts Facilities & Services Study

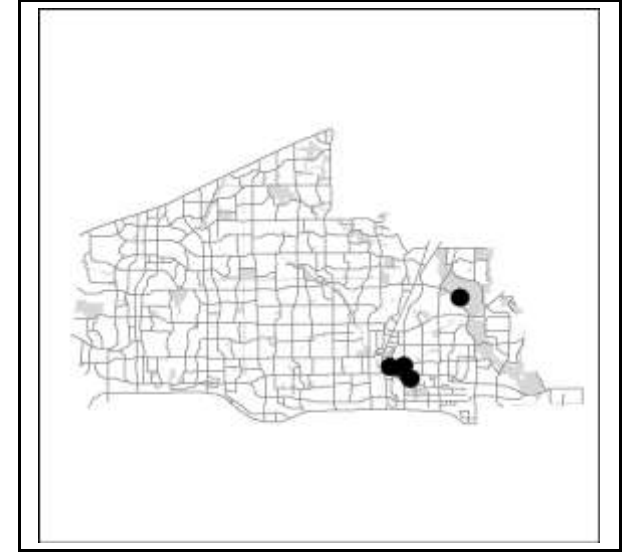
Project Number: 29100

Start Date: Oct. 2022

Description:

Completion Date: Sep. 2023

A study to evaluate existing arts facilities, capacity, functionality and the services associated with supporting them.



EXPENDITURES	Prior Years	Re-Estimate	2022-23	2023-24	2024-25	2025-26	2026-27	Future Yrs	Total
Land	0	0	0	0	0	0	0	0	0
Design	0	40,000	0	0	0	0	0	0	40,000
Construction	0	0	0	0	0	0	0	0	0
Equipment	0	0	0	0	0	0	0	0	0
TOTAL	0	40,000	0	0	0	0	0	0	40,000

REVENUES	Prior Years	Re-Estimate	2022-23	2023-24	2024-25	2025-26	2026-27	Future Yrs	Total
Bond Funds	0	40,000	0	0	0	0	0	0	40,000
N/A	0	0	0	0	0	0	0	0	0
N/A	0	0	0	0	0	0	0	0	0
TOTAL	0	40,000	0	0	0	0	0	0	40,000

OPERATING BUDGET IMPACT	2022-23	2023-24	2024-25	2025-26	2026-27	Future Yrs	Total
	0	0	0	0	0	0	0

CITY OF PLANO

COMMUNITY INVESTMENT PROGRAM

Project Name: Bob Woodruff Comm Park - North Core Renovation

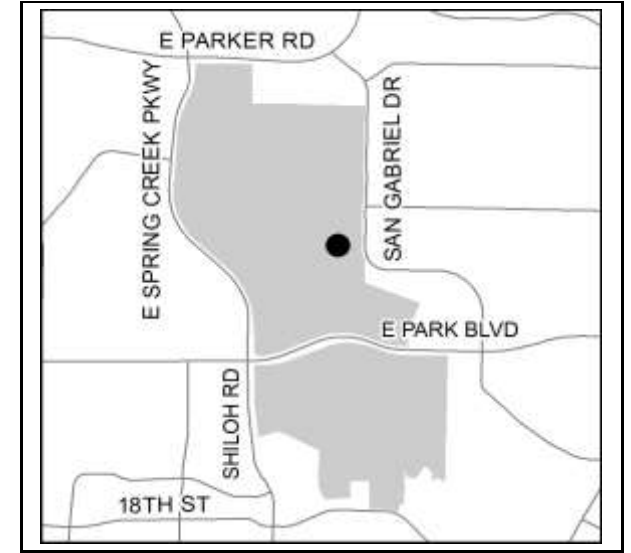
Project Number: 22216

Start Date: Oct. 2021

Description:

Completion Date: Sep. 2024

Renovations and replacements of park elements may include athletic field renovations, playground equipment, shade shelter, sidewalk accessibility, drinking fountains, seating, lighting, irrigation and landscape



EXPENDITURES	Prior Years	Re-Estimate	2022-23	2023-24	2024-25	2025-26	2026-27	Future Yrs	Total
Land	0	0	0	0	0	0	0	0	0
Design	0	615,000	0	0	0	0	0	0	615,000
Construction	0	0	725,000	3,660,000	0	0	0	0	4,385,000
Equipment	0	0	0	0	0	0	0	0	0
TOTAL	0	615,000	725,000	3,660,000	0	0	0	0	5,000,000

REVENUES	Prior Years	Re-Estimate	2022-23	2023-24	2024-25	2025-26	2026-27	Future Yrs	Total
Bond Funds	0	615,000	725,000	3,660,000	0	0	0	0	5,000,000
N/A	0	0	0	0	0	0	0	0	0
N/A	0	0	0	0	0	0	0	0	0
TOTAL	0	615,000	725,000	3,660,000	0	0	0	0	5,000,000

OPERATING BUDGET IMPACT	2022-23	2023-24	2024-25	2025-26	2026-27	Future Yrs	Total
	0	0	0	0	0	0	0

CITY OF PLANO

COMMUNITY INVESTMENT PROGRAM

Project Name: Bob Woodruff Dog Park Shade & Drainage Improvements

Project Number: 22181

Start Date: Oct. 2021

Description:

Completion Date: Sep. 2023

A project to add shade, fencing and to address drainage concerns at this location.



EXPENDITURES	Prior Years	Re-Estimate	2022-23	2023-24	2024-25	2025-26	2026-27	Future Yrs	Total
Land	0	0	0	0	0	0	0	0	0
Design	0	79,500	500,000	0	0	0	0	0	579,500
Construction	0	0	0	0	0	0	0	0	0
Equipment	0	0	0	0	0	0	0	0	0
TOTAL	0	79,500	500,000	0	0	0	0	0	579,500

REVENUES	Prior Years	Re-Estimate	2022-23	2023-24	2024-25	2025-26	2026-27	Future Yrs	Total
Bond Funds	0	79,500	500,000	0	0	0	0	0	579,500
N/A	0	0	0	0	0	0	0	0	0
N/A	0	0	0	0	0	0	0	0	0
TOTAL	0	79,500	500,000	0	0	0	0	0	579,500

OPERATING BUDGET IMPACT	2022-23	2023-24	2024-25	2025-26	2026-27	Future Yrs	Total
	0	0	0	0	0	0	0

CITY OF PLANO

COMMUNITY INVESTMENT PROGRAM

Project Name: Bob Woodruff South Restroom Replacement

Project Number: 22248

Start Date: Oct. 2022

Description:

Completion Date: Sep. 2024

Replacement of existing 37 year old restroom building.



EXPENDITURES	Prior Years	Re-Estimate	2022-23	2023-24	2024-25	2025-26	2026-27	Future Yrs	Total
Land	0	0	0	0	0	0	0	0	0
Design	0	0	0	0	0	0	0	0	0
Construction	0	650,000	650,000	0	0	0	0	0	1,300,000
Equipment	0	0	0	0	0	0	0	0	0
TOTAL	0	650,000	650,000	0	0	0	0	0	1,300,000

REVENUES	Prior Years	Re-Estimate	2022-23	2023-24	2024-25	2025-26	2026-27	Future Yrs	Total
Bond Funds	0	650,000	650,000	0	0	0	0	0	1,300,000
N/A	0	0	0	0	0	0	0	0	0
N/A	0	0	0	0	0	0	0	0	0
TOTAL	0	650,000	650,000	0	0	0	0	0	1,300,000

OPERATING BUDGET IMPACT	2022-23	2023-24	2024-25	2025-26	2026-27	Future Yrs	Total
	0	0	0	0	0	0	0

CITY OF PLANO

COMMUNITY INVESTMENT PROGRAM

Project Name: Bob Woodruff Trail Replacement North

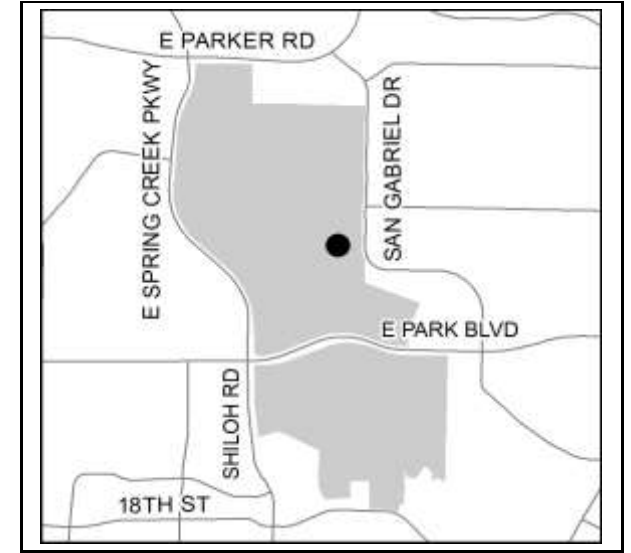
Project Number: 22351

Start Date: Oct. 2022

Description:

Completion Date: Sep. 2024

A project to replace trail and the pedestrain bridge in the trail section north of the existing playground to Rowlett Creek.



EXPENDITURES	Prior Years	Re-Estimate	2022-23	2023-24	2024-25	2025-26	2026-27	Future Yrs	Total
Land	0	0	0	0	0	0	0	0	0
Design	0	250,000	500,000	750,000	0	0	0	0	1,500,000
Construction	0	0	0	0	0	0	0	0	0
Equipment	0	0	0	0	0	0	0	0	0
TOTAL	0	250,000	500,000	750,000	0	0	0	0	1,500,000

REVENUES	Prior Years	Re-Estimate	2022-23	2023-24	2024-25	2025-26	2026-27	Future Yrs	Total
Bond Funds	0	250,000	500,000	750,000	0	0	0	0	1,500,000
N/A	0	0	0	0	0	0	0	0	0
N/A	0	0	0	0	0	0	0	0	0
TOTAL	0	250,000	500,000	750,000	0	0	0	0	1,500,000

OPERATING BUDGET IMPACT	2022-23	2023-24	2024-25	2025-26	2026-27	Future Yrs	Total
	0	0	0	0	0	0	0

CITY OF PLANO

COMMUNITY INVESTMENT PROGRAM

Project Name: Bob Woodruff Trail Replacement Southwest

Project Number: 22352

Start Date: Oct. 2022

Description:

Completion Date: Sep. 2024

A project to replace a segment of trail south of Park Boulevard and west of Rowlett Creek to the first trail intersection.



EXPENDITURES	Prior Years	Re-Estimate	2022-23	2023-24	2024-25	2025-26	2026-27	Future Yrs	Total
Land	0	0	0	0	0	0	0	0	0
Design	0	110,000	0	0	0	0	0	0	110,000
Construction	0	0	300,000	0	0	0	0	0	300,000
Equipment	0	0	0	0	0	0	0	0	0
TOTAL	0	110,000	300,000	0	0	0	0	0	410,000

REVENUES	Prior Years	Re-Estimate	2022-23	2023-24	2024-25	2025-26	2026-27	Future Yrs	Total
Bond Funds	0	110,000	300,000	0	0	0	0	0	410,000
N/A	0	0	0	0	0	0	0	0	0
N/A	0	0	0	0	0	0	0	0	0
TOTAL	0	110,000	300,000	0	0	0	0	0	410,000

OPERATING BUDGET IMPACT	2022-23	2023-24	2024-25	2025-26	2026-27	Future Yrs	Total
	0	0	0	0	0	0	0

CITY OF PLANO

COMMUNITY INVESTMENT PROGRAM

Project Name: Breckinridge Trail

Project Number: 22501

Start Date: Oct. 2021

Description:

Completion Date: Sep. 2024

A trail that connects from Shiloh Road to Bradshaw Drive following the east - west powerline corridor and connecting north - south along the eastern portion of the Shiloh right of way and making a complete connection to the future Shiloh DART station. Funded through the NCTCOG MTP Policy Bundle with TDCs. Grant total is \$4,200,000.



EXPENDITURES	Prior Years	Re-Estimate	2022-23	2023-24	2024-25	2025-26	2026-27	Future Yrs	Total
Land	0	0	0	0	0	0	0	0	0
Design	0	0	1,000,000	0	0	0	0	0	1,000,000
Construction	0	0	520,000	2,680,000	0	0	0	0	3,200,000
Equipment	0	0	0	0	0	0	0	0	0
TOTAL	0	0	1,520,000	2,680,000	0	0	0	0	4,200,000

REVENUES	Prior Years	Re-Estimate	2022-23	2023-24	2024-25	2025-26	2026-27	Future Yrs	Total
TXDOT	0	0	1,520,000	2,680,000	0	0	0	0	4,200,000
N/A	0	0	0	0	0	0	0	0	0
N/A	0	0	0	0	0	0	0	0	0
TOTAL	0	0	1,520,000	2,680,000	0	0	0	0	4,200,000

OPERATING BUDGET IMPACT	2022-23	2023-24	2024-25	2025-26	2026-27	Future Yrs	Total
	0	59,333	0	0	0	0	59,333

CITY OF PLANO

COMMUNITY INVESTMENT PROGRAM

Project Name: Caddo Neighborhood Park Renovation

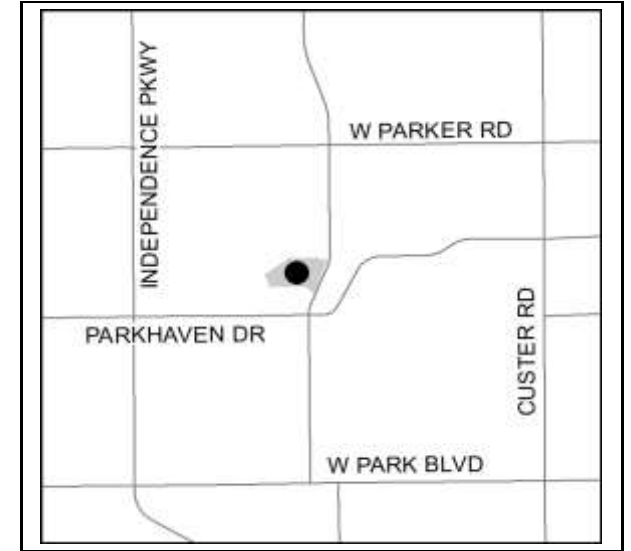
Project Number: 22322

Start Date: Oct. 2022

Description:

Completion Date: Sep. 2023

Renovations and replacements of park elements may include playground equipment, shade shelter, sidewalk accessibility, drinking fountains, seating, lighting, irrigation and landscape.



EXPENDITURES	Prior Years	Re-Estimate	2022-23	2023-24	2024-25	2025-26	2026-27	Future Yrs	Total
Land	0	0	0	0	0	0	0	0	0
Design	0	0	0	0	0	0	0	0	0
Construction	0	400,000	700,000	0	0	0	0	0	1,100,000
Equipment	0	0	0	0	0	0	0	0	0
TOTAL	0	400,000	700,000	0	0	0	0	0	1,100,000
REVENUES	Prior Years	Re-Estimate	2022-23	2023-24	2024-25	2025-26	2026-27	Future Yrs	Total
Bond Funds	0	400,000	700,000	0	0	0	0	0	1,100,000
N/A	0	0	0	0	0	0	0	0	0
N/A	0	0	0	0	0	0	0	0	0
TOTAL	0	400,000	700,000	0	0	0	0	0	1,100,000
OPERATING BUDGET IMPACT			2022-23	2023-24	2024-25	2025-26	2026-27	Future Yrs	Total
			0	0	0	0	0	0	0

CITY OF PLANO

COMMUNITY INVESTMENT PROGRAM

Project Name: Chisholm Trail Extension - 15th

Project Number: 22245

Start Date: Oct. 2022

Description:

Completion Date: Sep. 2023

A project to extend the trail from 15th Street north to the former Collin Creek Mall ring road.



EXPENDITURES	Prior Years	Re-Estimate	2022-23	2023-24	2024-25	2025-26	2026-27	Future Yrs	Total
Land	0	0	0	0	0	0	0	0	0
Design	0	0	0	0	0	0	0	0	0
Construction	0	0	750,000	0	0	0	0	0	750,000
Equipment	0	0	0	0	0	0	0	0	0
TOTAL	0	0	750,000	0	0	0	0	0	750,000

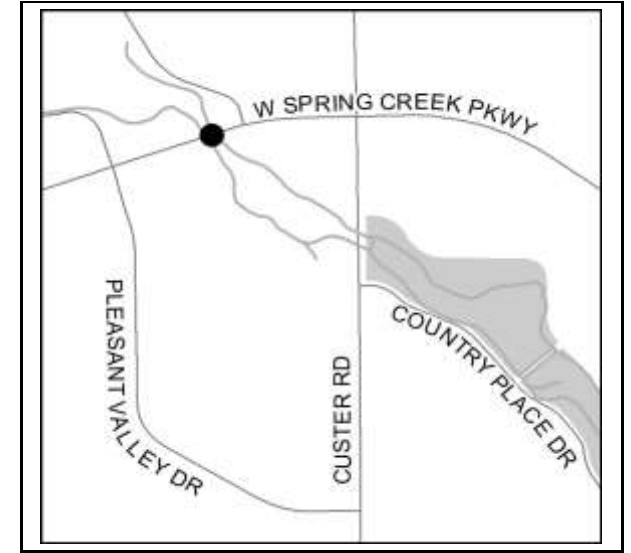
REVENUES	Prior Years	Re-Estimate	2022-23	2023-24	2024-25	2025-26	2026-27	Future Yrs	Total
Bond Funds	0	0	750,000	0	0	0	0	0	750,000
N/A	0	0	0	0	0	0	0	0	0
N/A	0	0	0	0	0	0	0	0	0
TOTAL	0	0	750,000	0	0	0	0	0	750,000

OPERATING BUDGET IMPACT	2022-23	2023-24	2024-25	2025-26	2026-27	Future Yrs	Total
	0	0	0	0	0	0	0

CITY OF PLANO

COMMUNITY INVESTMENT PROGRAM

Project Name: Chisholm Trail Replacement - Spring Creek Pkwy
Project Number: 22218 **Start Date:** Oct. 2021
Description: **Completion Date:** Feb. 2024
 Reconstruction of Chisholm Trail north and south of Spring Creek Parkway.



EXPENDITURES	Prior Years	Re-Estimate	2022-23	2023-24	2024-25	2025-26	2026-27	Future Yrs	Total
Land	0	0	0	0	0	0	0	0	0
Design	0	225,000	0	0	0	0	0	0	225,000
Construction	0	0	1,000,000	500,000	0	0	0	0	1,500,000
Equipment	0	0	0	0	0	0	0	0	0
TOTAL	0	225,000	1,000,000	500,000	0	0	0	0	1,725,000
REVENUES	Prior Years	Re-Estimate	2022-23	2023-24	2024-25	2025-26	2026-27	Future Yrs	Total
Bond Funds	0	225,000	1,000,000	500,000	0	0	0	0	1,725,000
N/A	0	0	0	0	0	0	0	0	0
N/A	0	0	0	0	0	0	0	0	0
TOTAL	0	225,000	1,000,000	500,000	0	0	0	0	1,725,000
OPERATING BUDGET IMPACT			2022-23	2023-24	2024-25	2025-26	2026-27	Future Yrs	Total
			0	0	0	0	0	0	0

CITY OF PLANO

COMMUNITY INVESTMENT PROGRAM

Project Name: Community Park Renovations

Project Number: 32-P01

Start Date: Oct. 2025

Description:

Completion Date: Sep. 2027

Renovations at community park locations with infratructure 20-25 years and older.



EXPENDITURES	Prior Years	Re-Estimate	2022-23	2023-24	2024-25	2025-26	2026-27	Future Yrs	Total
Land	0	0	0	0	0	0	0	0	0
Design	0	0	0	0	0	0	0	0	0
Construction	0	0	0	0	0	5,285,000	5,285,000	5,285,000	15,855,000
Equipment	0	0	0	0	0	0	0	0	0
TOTAL	0	0	0	0	0	5,285,000	5,285,000	5,285,000	15,855,000

REVENUES	Prior Years	Re-Estimate	2022-23	2023-24	2024-25	2025-26	2026-27	Future Yrs	Total
Bond Funds	0	0	0	0	0	5,285,000	5,285,000	5,285,000	15,855,000
N/A	0	0	0	0	0	0	0	0	0
N/A	0	0	0	0	0	0	0	0	0
TOTAL	0	0	0	0	0	5,285,000	5,285,000	5,285,000	15,855,000

OPERATING BUDGET IMPACT	2022-23	2023-24	2024-25	2025-26	2026-27	Future Yrs	Total
	0	0	0	0	0	0	0

CITY OF PLANO

COMMUNITY INVESTMENT PROGRAM

Project Name: Cottonwood Creek Trail & Oak Point Park Trail Connection

Project Number: 22350

Start Date: Oct. 2021

Description:

Completion Date: Sep. 2023

A new trail connection between Oak Point Park and Nature Preserve from the existing underpass at Los Rios Boulevard/Cottonwood Creek Greenbelt.



EXPENDITURES	Prior Years	Re-Estimate	2022-23	2023-24	2024-25	2025-26	2026-27	Future Yrs	Total
Land	0	0	0	0	0	0	0	0	0
Design	0	0	0	0	0	0	0	0	0
Construction	0	850,000	0	0	0	0	0	0	850,000
Equipment	0	0	0	0	0	0	0	0	0
TOTAL	0	850,000	0	0	0	0	0	0	850,000

REVENUES	Prior Years	Re-Estimate	2022-23	2023-24	2024-25	2025-26	2026-27	Future Yrs	Total
Bond Funds	0	850,000	0	0	0	0	0	0	850,000
N/A	0	0	0	0	0	0	0	0	0
N/A	0	0	0	0	0	0	0	0	0
TOTAL	0	850,000	0	0	0	0	0	0	850,000

OPERATING BUDGET IMPACT	2022-23	2023-24	2024-25	2025-26	2026-27	Future Yrs	Total
	0	0	0	0	0	0	0

CITY OF PLANO

COMMUNITY INVESTMENT PROGRAM

Project Name: Cottonwood Creek Trail South LOMR

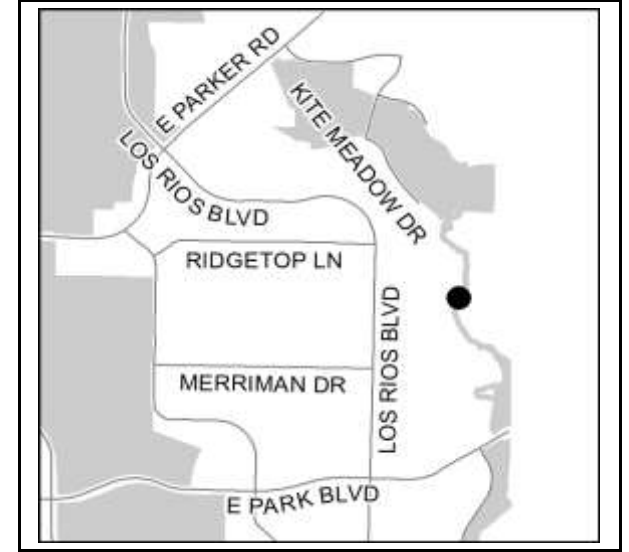
Project Number: 22355

Start Date: Oct. 2022

Description:

Completion Date: Sep. 2023

A project to complete the Letter of Map Revision (LOMR) for the trail construction project.



EXPENDITURES	Prior Years	Re-Estimate	2022-23	2023-24	2024-25	2025-26	2026-27	Future Yrs	Total
Land	0	0	0	0	0	0	0	0	0
Design	0	80,000	0	0	0	0	0	0	80,000
Construction	0	0	0	0	0	0	0	0	0
Equipment	0	0	0	0	0	0	0	0	0
TOTAL	0	80,000	0	0	0	0	0	0	80,000

REVENUES	Prior Years	Re-Estimate	2022-23	2023-24	2024-25	2025-26	2026-27	Future Yrs	Total
Bond Funds	0	80,000	0	0	0	0	0	0	80,000
N/A	0	0	0	0	0	0	0	0	0
N/A	0	0	0	0	0	0	0	0	0
TOTAL	0	80,000	0	0	0	0	0	0	80,000

OPERATING BUDGET IMPACT	2022-23	2023-24	2024-25	2025-26	2026-27	Future Yrs	Total
	0	0	0	0	0	0	0

CITY OF PLANO

COMMUNITY INVESTMENT PROGRAM

Project Name: Coyote Creek Irrigation Reno

Project Number: 28215

Start Date: Oct. 2021

Description:

Completion Date: Sep. 2023

Renovate irrigation system and associated turf areas at this park.



EXPENDITURES	Prior Years	Re-Estimate	2022-23	2023-24	2024-25	2025-26	2026-27	Future Yrs	Total
Land	0	0	0	0	0	0	0	0	0
Design	0	82,000	0	0	0	0	0	0	82,000
Construction	0	432,000	432,000	0	0	0	0	0	864,000
Equipment	0	0	0	0	0	0	0	0	0
TOTAL	0	514,000	432,000	0	0	0	0	0	946,000

REVENUES	Prior Years	Re-Estimate	2022-23	2023-24	2024-25	2025-26	2026-27	Future Yrs	Total
Bond Funds	0	514,000	432,000	0	0	0	0	0	946,000
N/A	0	0	0	0	0	0	0	0	0
N/A	0	0	0	0	0	0	0	0	0
TOTAL	0	514,000	432,000	0	0	0	0	0	946,000

OPERATING BUDGET IMPACT	2022-23	2023-24	2024-25	2025-26	2026-27	Future Yrs	Total
	0	0	0	0	0	0	0

CITY OF PLANO

COMMUNITY INVESTMENT PROGRAM

Project Name: Eldorado Park Irrigation Reno

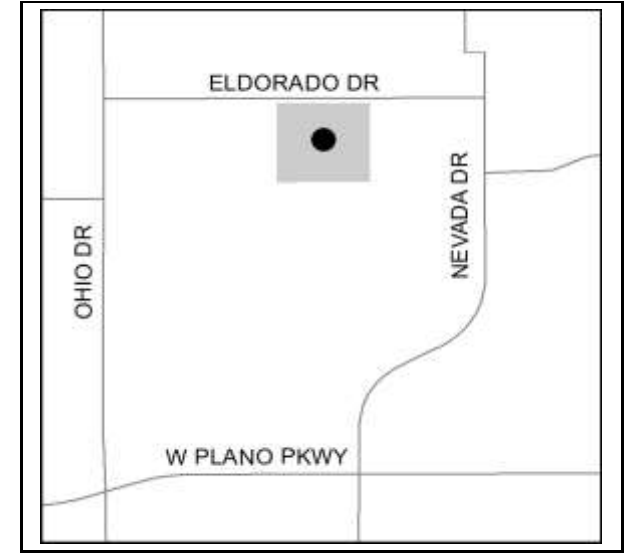
Project Number: 28216

Start Date: Oct. 2021

Description:

Completion Date: Sep. 2023

Renovate irrigation system and associated turf areas at this park.



EXPENDITURES	Prior Years	Re-Estimate	2022-23	2023-24	2024-25	2025-26	2026-27	Future Yrs	Total
Land	0	0	0	0	0	0	0	0	0
Design	0	50,000	0	0	0	0	0	0	50,000
Construction	0	289,500	289,500	0	0	0	0	0	579,000
Equipment	0	0	0	0	0	0	0	0	0
TOTAL	0	339,500	289,500	0	0	0	0	0	629,000

REVENUES	Prior Years	Re-Estimate	2022-23	2023-24	2024-25	2025-26	2026-27	Future Yrs	Total
Bond Funds	0	339,500	289,500	0	0	0	0	0	629,000
N/A	0	0	0	0	0	0	0	0	0
N/A	0	0	0	0	0	0	0	0	0
TOTAL	0	339,500	289,500	0	0	0	0	0	629,000

OPERATING BUDGET IMPACT	2022-23	2023-24	2024-25	2025-26	2026-27	Future Yrs	Total
	0	0	0	0	0	0	0

CITY OF PLANO

COMMUNITY INVESTMENT PROGRAM

Project Name: Enfield Park Restroom Buildings and Ballfields 1-8

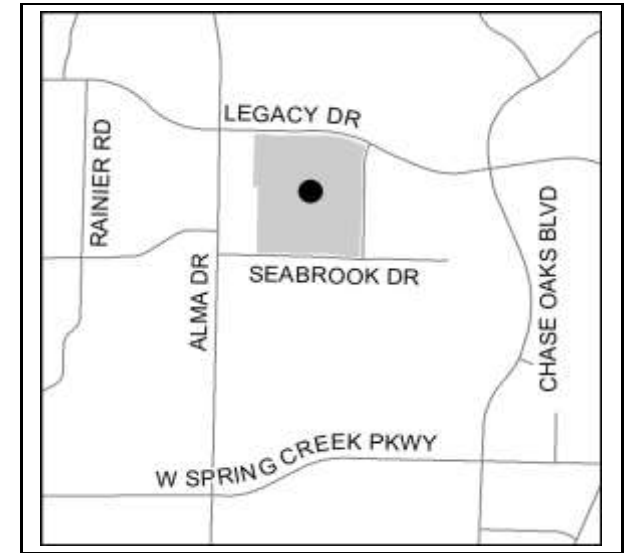
Project Number: 27221

Start Date: Oct. 2021

Description:

Completion Date: Sep. 2024

This project provides the design services to replace the Enfield Park Restroom Buildings and the athletic lighting on ballfields 1-8. Restroom replacement will be constructed in two phases. The lighting will be included in the best suited phase. The construction phases are dependent upon coordination with a proposed expansion at the adjacent PSA building.



EXPENDITURES	Prior Years	Re-Estimate	2022-23	2023-24	2024-25	2025-26	2026-27	Future Yrs	Total
Land	0	0	0	0	0	0	0	0	0
Design	0	221,000	0	0	0	0	0	0	221,000
Construction	0	0	500,000	2,570,000	0	0	0	0	3,070,000
Equipment	0	0	0	0	0	0	0	0	0
TOTAL	0	221,000	500,000	2,570,000	0	0	0	0	3,291,000

REVENUES	Prior Years	Re-Estimate	2022-23	2023-24	2024-25	2025-26	2026-27	Future Yrs	Total
Bond Funds	0	221,000	500,000	2,570,000	0	0	0	0	3,291,000
N/A	0	0	0	0	0	0	0	0	0
N/A	0	0	0	0	0	0	0	0	0
TOTAL	0	221,000	500,000	2,570,000	0	0	0	0	3,291,000

OPERATING BUDGET IMPACT	2022-23	2023-24	2024-25	2025-26	2026-27	Future Yrs	Total
	0	0	0	0	0	0	0

CITY OF PLANO

COMMUNITY INVESTMENT PROGRAM

Project Name: Evans Park Playground

Project Number: 22364

Start Date: Oct. 2022

Description:

Completion Date: Sep. 2024

A project to renovate the park. The playground, pavilion and irrigation system will be replaced. Walkways and drainage improvements will be made.



EXPENDITURES	Prior Years	Re-Estimate	2022-23	2023-24	2024-25	2025-26	2026-27	Future Yrs	Total
Land	0	0	0	0	0	0	0	0	0
Design	0	0	0	0	0	0	0	0	0
Construction	0	736,694	0	0	0	0	0	0	736,694
Equipment	0	0	0	0	0	0	0	0	0
TOTAL	0	736,694	0	0	0	0	0	0	736,694

REVENUES	Prior Years	Re-Estimate	2022-23	2023-24	2024-25	2025-26	2026-27	Future Yrs	Total
Bond Funds	0	736,694	0	0	0	0	0	0	736,694
N/A	0	0	0	0	0	0	0	0	0
N/A	0	0	0	0	0	0	0	0	0
TOTAL	0	736,694	0	0	0	0	0	0	736,694

OPERATING BUDGET IMPACT	2022-23	2023-24	2024-25	2025-26	2026-27	Future Yrs	Total
	0	0	0	0	0	0	0

CITY OF PLANO

COMMUNITY INVESTMENT PROGRAM

Project Name: Glen Meadows Neighborhood Park Renovation

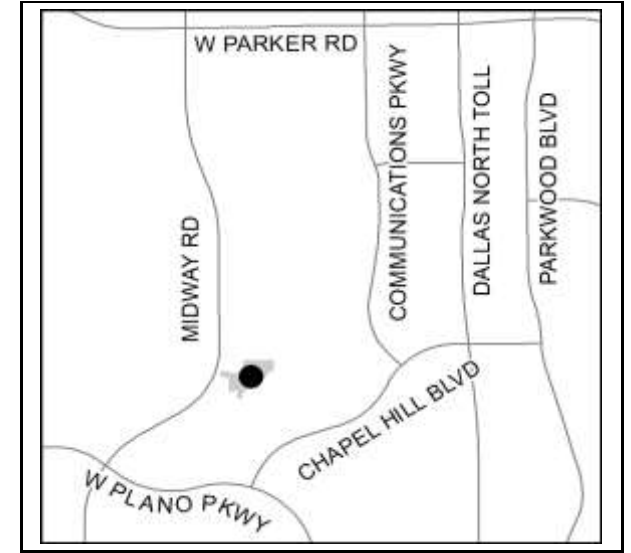
Project Number: 22247

Start Date: Oct. 2022

Description:

Completion Date: Sep. 2023

Renovations and replacements of park elements may include playground equipment, shade shelter, sidewalk accessibility, drinking fountains, seating, lighting, irrigation and landscape.



EXPENDITURES	Prior Years	Re-Estimate	2022-23	2023-24	2024-25	2025-26	2026-27	Future Yrs	Total
Land	0	0	0	0	0	0	0	0	0
Design	0	0	0	0	0	0	0	0	0
Construction	0	300,000	700,000	0	0	0	0	0	1,000,000
Equipment	0	0	0	0	0	0	0	0	0
TOTAL	0	300,000	700,000	0	0	0	0	0	1,000,000
REVENUES	Prior Years	Re-Estimate	2022-23	2023-24	2024-25	2025-26	2026-27	Future Yrs	Total
Bond Funds	0	300,000	700,000	0	0	0	0	0	1,000,000
N/A	0	0	0	0	0	0	0	0	0
N/A	0	0	0	0	0	0	0	0	0
TOTAL	0	300,000	700,000	0	0	0	0	0	1,000,000
OPERATING BUDGET IMPACT			2022-23	2023-24	2024-25	2025-26	2026-27	Future Yrs	Total
			0	0	0	0	0	0	0

CITY OF PLANO

COMMUNITY INVESTMENT PROGRAM

Project Name: Hackberry Park Irrigation Reno

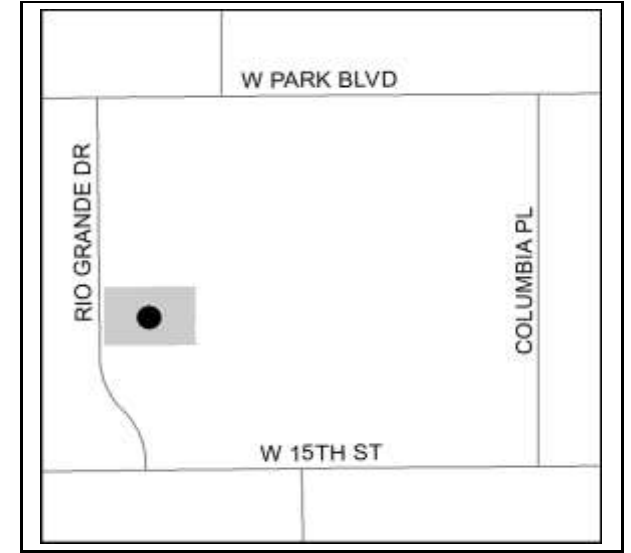
Project Number: 28221

Start Date: Oct. 2021

Description:

Completion Date: Sep. 2025

Renovate irrigation system and associated turf areas at this park.



EXPENDITURES	Prior Years	Re-Estimate	2022-23	2023-24	2024-25	2025-26	2026-27	Future Yrs	Total
Land	0	0	0	0	0	0	0	0	0
Design	0	0	0	78,000	0	0	0	0	78,000
Construction	0	0	0	312,500	312,500	0	0	0	625,000
Equipment	0	0	0	0	0	0	0	0	0
TOTAL	0	0	0	390,500	312,500	0	0	0	703,000

REVENUES	Prior Years	Re-Estimate	2022-23	2023-24	2024-25	2025-26	2026-27	Future Yrs	Total
Bond Funds	0	0	0	390,500	312,500	0	0	0	703,000
N/A	0	0	0	0	0	0	0	0	0
N/A	0	0	0	0	0	0	0	0	0
TOTAL	0	0	0	390,500	312,500	0	0	0	703,000

OPERATING BUDGET IMPACT	2022-23	2023-24	2024-25	2025-26	2026-27	Future Yrs	Total
	0	0	0	0	0	0	0

CITY OF PLANO

COMMUNITY INVESTMENT PROGRAM

Project Name: Haggard Park Master Plan

Project Number: 22278

Start Date: Oct. 2021

Description:

Completion Date: Sep. 2023

A master plan study for the renovation of Haggard Park.



EXPENDITURES	Prior Years	Re-Estimate	2022-23	2023-24	2024-25	2025-26	2026-27	Future Yrs	Total
Land	0	0	0	0	0	0	0	0	0
Design	0	70,000	0	0	0	0	0	0	70,000
Construction	0	0	0	0	0	0	0	0	0
Equipment	0	0	0	0	0	0	0	0	0
TOTAL	0	70,000	0	0	0	0	0	0	70,000

REVENUES	Prior Years	Re-Estimate	2022-23	2023-24	2024-25	2025-26	2026-27	Future Yrs	Total
Bond Funds	0	70,000	0	0	0	0	0	0	70,000
N/A	0	0	0	0	0	0	0	0	0
N/A	0	0	0	0	0	0	0	0	0
TOTAL	0	70,000	0	0	0	0	0	0	70,000

OPERATING BUDGET IMPACT	2022-23	2023-24	2024-25	2025-26	2026-27	Future Yrs	Total
	0	0	0	0	0	0	0

CITY OF PLANO

COMMUNITY INVESTMENT PROGRAM

Project Name: Hidden Meadow Park Irrigation Reno

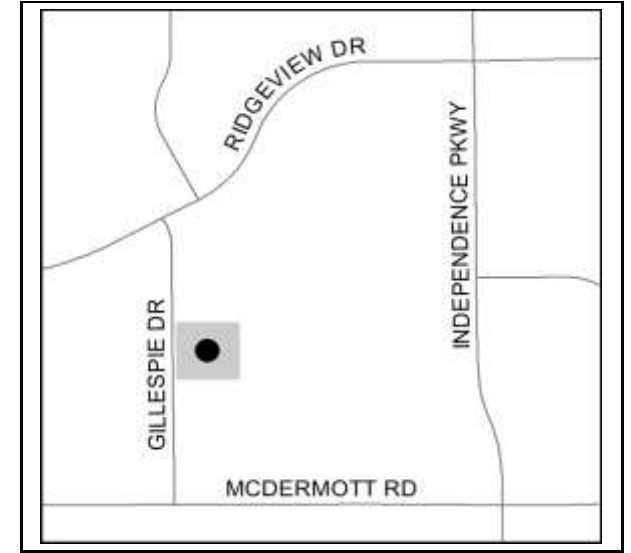
Project Number: 28222

Start Date: Oct. 2021

Description:

Completion Date: Sep. 2024

Renovate irrigation system and associated turf areas at this park.



EXPENDITURES	Prior Years	Re-Estimate	2022-23	2023-24	2024-25	2025-26	2026-27	Future Yrs	Total
Land	0	0	0	0	0	0	0	0	0
Design	0	0	86,000	0	0	0	0	0	86,000
Construction	0	0	360,000	360,000	0	0	0	0	720,000
Equipment	0	0	0	0	0	0	0	0	0
TOTAL	0	0	446,000	360,000	0	0	0	0	806,000

REVENUES	Prior Years	Re-Estimate	2022-23	2023-24	2024-25	2025-26	2026-27	Future Yrs	Total
Bond Funds	0	0	446,000	360,000	0	0	0	0	806,000
N/A	0	0	0	0	0	0	0	0	0
N/A	0	0	0	0	0	0	0	0	0
TOTAL	0	0	446,000	360,000	0	0	0	0	806,000

OPERATING BUDGET IMPACT	2022-23	2023-24	2024-25	2025-26	2026-27	Future Yrs	Total
	0	0	0	0	0	0	0

CITY OF PLANO

COMMUNITY INVESTMENT PROGRAM

Project Name: High Point Restroom Reno

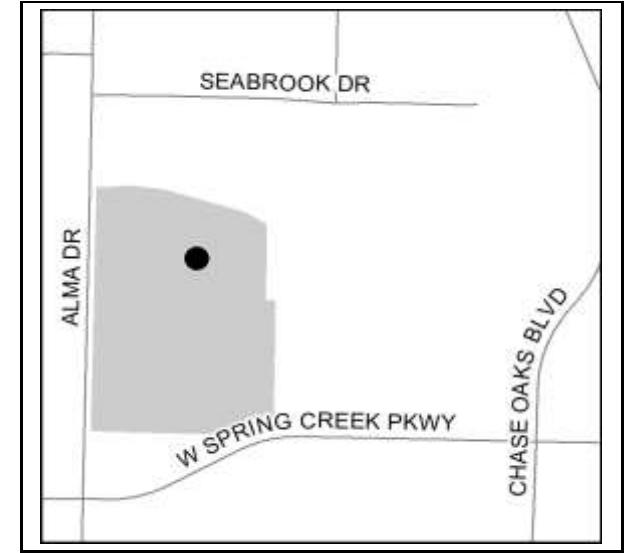
Project Number: 22244

Start Date: Oct. 2021

Description:

Completion Date: Sep. 2024

Replace restroom at this location.



EXPENDITURES	Prior Years	Re-Estimate	2022-23	2023-24	2024-25	2025-26	2026-27	Future Yrs	Total
Land	0	0	0	0	0	0	0	0	0
Design	0	142,000	0	0	0	0	0	0	142,000
Construction	0	0	0	1,433,000	0	0	0	0	1,433,000
Equipment	0	0	0	0	0	0	0	0	0
TOTAL	0	142,000	0	1,433,000	0	0	0	0	1,575,000
REVENUES	Prior Years	Re-Estimate	2022-23	2023-24	2024-25	2025-26	2026-27	Future Yrs	Total
Bond Funds	0	142,000	0	1,433,000	0	0	0	0	1,575,000
N/A	0	0	0	0	0	0	0	0	0
N/A	0	0	0	0	0	0	0	0	0
TOTAL	0	142,000	0	1,433,000	0	0	0	0	1,575,000
OPERATING BUDGET IMPACT			2022-23	2023-24	2024-25	2025-26	2026-27	Future Yrs	Total
			0	7,500	0	0	0	0	7,500

CITY OF PLANO

COMMUNITY INVESTMENT PROGRAM

Project Name: Hoblitzelle East Community Park Reno

Project Number: 22240

Start Date: Oct. 2021

Description:

Completion Date: Sep. 2024

Renovations and replacements of park elements may include athletic field renovations, playground equipment, shade shelter, sidewalk accessibility, drinking fountains, seating, lighting, irrigation and landscape.



EXPENDITURES	Prior Years	Re-Estimate	2022-23	2023-24	2024-25	2025-26	2026-27	Future Yrs	Total
Land	0	0	0	0	0	0	0	0	0
Design	0	200,000	0	0	0	0	0	0	200,000
Construction	0	300,000	400,000	715,700	0	0	0	0	1,415,700
Equipment	0	0	0	0	0	0	0	0	0
TOTAL	0	500,000	400,000	715,700	0	0	0	0	1,615,700

REVENUES	Prior Years	Re-Estimate	2022-23	2023-24	2024-25	2025-26	2026-27	Future Yrs	Total
Bond Funds	0	500,000	400,000	715,700	0	0	0	0	1,615,700
N/A	0	0	0	0	0	0	0	0	0
N/A	0	0	0	0	0	0	0	0	0
TOTAL	0	500,000	400,000	715,700	0	0	0	0	1,615,700

OPERATING BUDGET IMPACT	2022-23	2023-24	2024-25	2025-26	2026-27	Future Yrs	Total
	0	0	0	0	0	0	0

CITY OF PLANO

COMMUNITY INVESTMENT PROGRAM

Project Name: Hoblitzelle Trail Replacement East

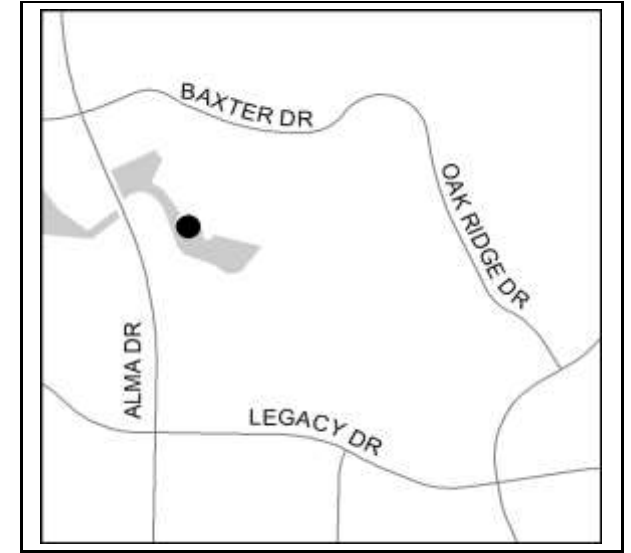
Project Number: 22353

Start Date: Oct. 2022

Description:

Completion Date: Sep. 2024

A project to replace a segment of trail between Vineyard Drive and Zephia Circle in association with a project to replace Water Rehab Cross Creek East 3B.



EXPENDITURES	Prior Years	Re-Estimate	2022-23	2023-24	2024-25	2025-26	2026-27	Future Yrs	Total
Land	0	0	0	0	0	0	0	0	0
Design	0	0	0	0	0	0	0	0	0
Construction	0	100,000	0	0	0	0	0	0	100,000
Equipment	0	0	0	0	0	0	0	0	0
TOTAL	0	100,000	0	0	0	0	0	0	100,000

REVENUES	Prior Years	Re-Estimate	2022-23	2023-24	2024-25	2025-26	2026-27	Future Yrs	Total
Bond Funds	0	100,000	0	0	0	0	0	0	100,000
N/A	0	0	0	0	0	0	0	0	0
N/A	0	0	0	0	0	0	0	0	0
TOTAL	0	100,000	0	0	0	0	0	0	100,000

OPERATING BUDGET IMPACT	2022-23	2023-24	2024-25	2025-26	2026-27	Future Yrs	Total
	0	0	0	0	0	0	0

CITY OF PLANO

COMMUNITY INVESTMENT PROGRAM

Project Name: Horseshoe Community Park Reno

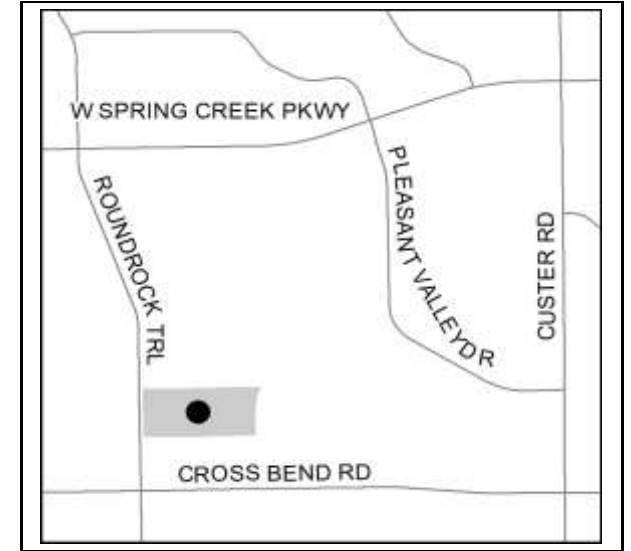
Project Number: 22320

Start Date: Oct. 2021

Description:

Completion Date: Sep. 2024

Renovations and replacements of park elements may include athletic field renovations, playground equipment, shade shelter, sidewalk accessibility, drinking fountains, seating, lighting, irrigation and landscape.



EXPENDITURES	Prior Years	Re-Estimate	2022-23	2023-24	2024-25	2025-26	2026-27	Future Yrs	Total
Land	0	0	0	0	0	0	0	0	0
Design	0	247,000	0	0	0	0	0	0	247,000
Construction	0	0	640,000	1,640,008	0	0	0	0	2,280,008
Equipment	0	0	0	0	0	0	0	0	0
TOTAL	0	247,000	640,000	1,640,008	0	0	0	0	2,527,008

REVENUES	Prior Years	Re-Estimate	2022-23	2023-24	2024-25	2025-26	2026-27	Future Yrs	Total
Bond Funds	0	247,000	640,000	1,640,008	0	0	0	0	2,527,008
N/A	0	0	0	0	0	0	0	0	0
N/A	0	0	0	0	0	0	0	0	0
TOTAL	0	247,000	640,000	1,640,008	0	0	0	0	2,527,008

OPERATING BUDGET IMPACT	2022-23	2023-24	2024-25	2025-26	2026-27	Future Yrs	Total
	0	0	0	0	0	0	0

CITY OF PLANO

COMMUNITY INVESTMENT PROGRAM

Project Name: Irrigation Renovations

Project Number: 32-P03

Start Date: Oct. 2025

Description:

Completion Date: Sep. 2027

Renovation of park irrigation systems 20 years and older.



EXPENDITURES	Prior Years	Re-Estimate	2022-23	2023-24	2024-25	2025-26	2026-27	Future Yrs	Total
Land	0	0	0	0	0	0	0	0	0
Design	0	0	0	0	0	0	0	0	0
Construction	0	0	0	0	0	2,979,000	2,480,207	1,985,050	7,444,257
Equipment	0	0	0	0	0	0	0	0	0
TOTAL	0	0	0	0	0	2,979,000	2,480,207	1,985,050	7,444,257

REVENUES	Prior Years	Re-Estimate	2022-23	2023-24	2024-25	2025-26	2026-27	Future Yrs	Total
Bond Funds	0	0	0	0	0	2,979,000	2,480,207	1,985,050	7,444,257
N/A	0	0	0	0	0	0	0	0	0
N/A	0	0	0	0	0	0	0	0	0
TOTAL	0	0	0	0	0	2,979,000	2,480,207	1,985,050	7,444,257

OPERATING BUDGET IMPACT	2022-23	2023-24	2024-25	2025-26	2026-27	Future Yrs	Total
	0	0	0	0	0	0	0

CITY OF PLANO

COMMUNITY INVESTMENT PROGRAM

Project Name: Legacy Trail North Extension Study

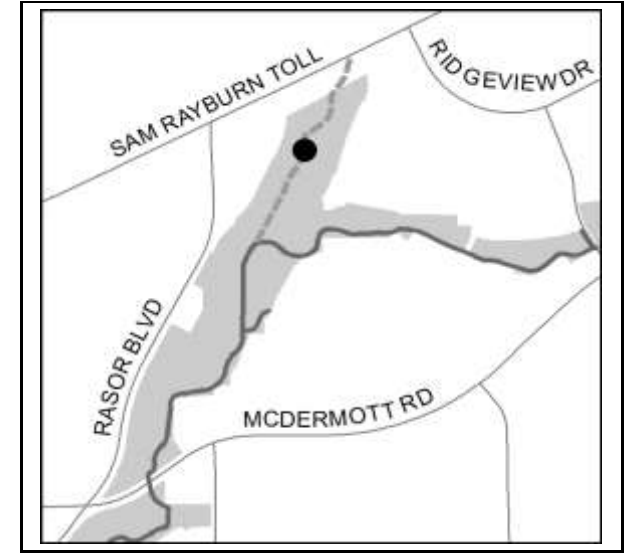
Project Number: 22362

Start Date: Oct. 2022

Description:

Completion Date: Sep. 2024

A study to evaluate routes and costs to extend Legacy Trail north for a connection with the City of Frisco west of White Rock Creek at Sam Rayburn Tollway.



EXPENDITURES	Prior Years	Re-Estimate	2022-23	2023-24	2024-25	2025-26	2026-27	Future Yrs	Total
Land	0	0	0	0	0	0	0	0	0
Design	0	21,535	0	0	0	0	0	0	21,535
Construction	0	0	0	0	0	0	0	0	0
Equipment	0	0	0	0	0	0	0	0	0
TOTAL	0	21,535	0	0	0	0	0	0	21,535

REVENUES	Prior Years	Re-Estimate	2022-23	2023-24	2024-25	2025-26	2026-27	Future Yrs	Total
Bond Funds	0	21,535	0	0	0	0	0	0	21,535
N/A	0	0	0	0	0	0	0	0	0
N/A	0	0	0	0	0	0	0	0	0
TOTAL	0	21,535	0	0	0	0	0	0	21,535

OPERATING BUDGET IMPACT	2022-23	2023-24	2024-25	2025-26	2026-27	Future Yrs	Total
	0	0	0	0	0	0	0

CITY OF PLANO

COMMUNITY INVESTMENT PROGRAM

Project Name: Lighting Replacements

Project Number: 32-P04

Start Date: Oct. 2025

Description:

Completion Date: Sep. 2027

Replacement of athletic field lighting systems due to age.



EXPENDITURES	Prior Years	Re-Estimate	2022-23	2023-24	2024-25	2025-26	2026-27	Future Yrs	Total
Land	0	0	0	0	0	0	0	0	0
Design	0	0	0	0	0	0	0	0	0
Construction	0	0	0	0	0	2,000,000	2,000,000	2,000,000	6,000,000
Equipment	0	0	0	0	0	0	0	0	0
TOTAL	0	0	0	0	0	2,000,000	2,000,000	2,000,000	6,000,000

REVENUES	Prior Years	Re-Estimate	2022-23	2023-24	2024-25	2025-26	2026-27	Future Yrs	Total
N/A	0	0	0	0	0	2,000,000	2,000,000	2,000,000	6,000,000
N/A	0	0	0	0	0	0	0	0	0
N/A	0	0	0	0	0	0	0	0	0
TOTAL	0	0	0	0	0	2,000,000	2,000,000	2,000,000	6,000,000

OPERATING BUDGET IMPACT	2022-23	2023-24	2024-25	2025-26	2026-27	Future Yrs	Total
	0	0	0	0	0	0	0

CITY OF PLANO

COMMUNITY INVESTMENT PROGRAM

Project Name: Lone Star Park Irrigation Reno

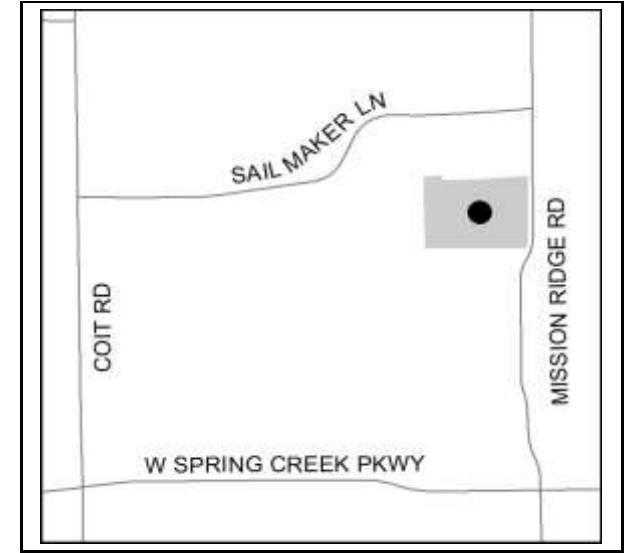
Project Number: 28218

Start Date: Oct. 2021

Description:

Completion Date: Sep. 2025

Renovate irrigation system and associated turf areas at this park.



EXPENDITURES	Prior Years	Re-Estimate	2022-23	2023-24	2024-25	2025-26	2026-27	Future Yrs	Total
Land	0	0	0	0	0	0	0	0	0
Design	0	0	0	89,000	0	0	0	0	89,000
Construction	0	0	0	372,000	372,000	0	0	0	744,000
Equipment	0	0	0	0	0	0	0	0	0
TOTAL	0	0	0	461,000	372,000	0	0	0	833,000

REVENUES	Prior Years	Re-Estimate	2022-23	2023-24	2024-25	2025-26	2026-27	Future Yrs	Total
Bond Funds	0	0	0	461,000	372,000	0	0	0	833,000
N/A	0	0	0	0	0	0	0	0	0
N/A	0	0	0	0	0	0	0	0	0
TOTAL	0	0	0	461,000	372,000	0	0	0	833,000

OPERATING BUDGET IMPACT	2022-23	2023-24	2024-25	2025-26	2026-27	Future Yrs	Total
	0	0	0	0	0	0	0

CITY OF PLANO

COMMUNITY INVESTMENT PROGRAM

Project Name: Longhorn Neighborhood Park Reno

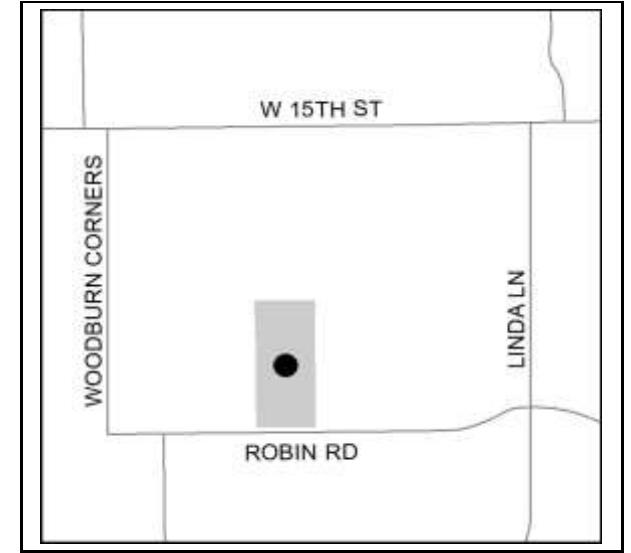
Project Number: 22217

Start Date: Oct. 2021

Description:

Completion Date: Sep. 2024

Renovations and replacements of park elements may include playground equipment, shade shelter, sidewalk accessibility, drinking fountains, seating, lighting, irrigation and landscape.



EXPENDITURES	Prior Years	Re-Estimate	2022-23	2023-24	2024-25	2025-26	2026-27	Future Yrs	Total
Land	0	0	0	0	0	0	0	0	0
Design	0	247,000	0	0	0	0	0	0	247,000
Construction	0	0	846,234	846,233	0	0	0	0	1,692,467
Equipment	0	0	0	0	0	0	0	0	0
TOTAL	0	247,000	846,234	846,233	0	0	0	0	1,939,467

REVENUES	Prior Years	Re-Estimate	2022-23	2023-24	2024-25	2025-26	2026-27	Future Yrs	Total
Bond Funds	0	247,000	846,234	846,233	0	0	0	0	1,939,467
N/A	0	0	0	0	0	0	0	0	0
N/A	0	0	0	0	0	0	0	0	0
TOTAL	0	247,000	846,234	846,233	0	0	0	0	1,939,467

OPERATING BUDGET IMPACT	2022-23	2023-24	2024-25	2025-26	2026-27	Future Yrs	Total
	0	0	0	0	0	0	0

CITY OF PLANO

COMMUNITY INVESTMENT PROGRAM

Project Name: Neighborhood Park Renovations

Project Number: 32-P05

Start Date: Oct. 2025

Description:

Completion Date: Sep. 2027

Renovations of neighborhood park locations with infrastructure older than 20-25 years.



EXPENDITURES	Prior Years	Re-Estimate	2022-23	2023-24	2024-25	2025-26	2026-27	Future Yrs	Total
Land	0	0	0	0	0	0	0	0	0
Design	0	0	0	0	0	0	0	0	0
Construction	0	0	0	0	0	2,250,000	2,250,000	2,250,000	6,750,000
Equipment	0	0	0	0	0	0	0	0	0
TOTAL	0	0	0	0	0	2,250,000	2,250,000	2,250,000	6,750,000

REVENUES	Prior Years	Re-Estimate	2022-23	2023-24	2024-25	2025-26	2026-27	Future Yrs	Total
Bond Funds	0	0	0	0	0	2,250,000	2,250,000	2,250,000	6,750,000
N/A	0	0	0	0	0	0	0	0	0
N/A	0	0	0	0	0	0	0	0	0
TOTAL	0	0	0	0	0	2,250,000	2,250,000	2,250,000	6,750,000

OPERATING BUDGET IMPACT	2022-23	2023-24	2024-25	2025-26	2026-27	Future Yrs	Total
	0	0	0	0	0	0	0

CITY OF PLANO

COMMUNITY INVESTMENT PROGRAM

Project Name: Oak Point Archery Study

Project Number: 22360

Start Date: Oct. 2022

Description:

Completion Date: Sep. 2024

A study to identify site suitability for archery at Oak Point Park & Nature Preserve.



EXPENDITURES	Prior Years	Re-Estimate	2022-23	2023-24	2024-25	2025-26	2026-27	Future Yrs	Total
Land	0	0	0	0	0	0	0	0	0
Design	0	32,500	0	0	0	0	0	0	32,500
Construction	0	0	0	0	0	0	0	0	0
Equipment	0	0	0	0	0	0	0	0	0
TOTAL	0	32,500	0	0	0	0	0	0	32,500

REVENUES	Prior Years	Re-Estimate	2022-23	2023-24	2024-25	2025-26	2026-27	Future Yrs	Total
Bond Funds	0	32,500	0	0	0	0	0	0	32,500
N/A	0	0	0	0	0	0	0	0	0
N/A	0	0	0	0	0	0	0	0	0
TOTAL	0	32,500	0	0	0	0	0	0	32,500

OPERATING BUDGET IMPACT	2022-23	2023-24	2024-25	2025-26	2026-27	Future Yrs	Total
	0	0	0	0	0	0	0

CITY OF PLANO

COMMUNITY INVESTMENT PROGRAM

Project Name: Old Shepard Community Park Renovation

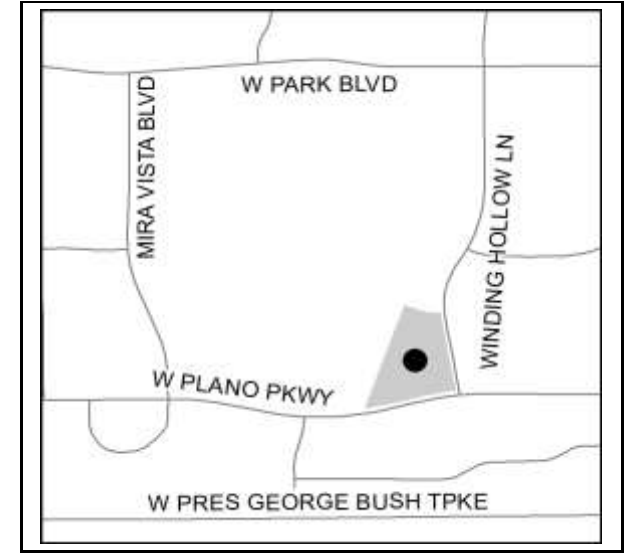
Project Number: 22246

Start Date: Oct. 2022

Description:

Completion Date: Sep. 2024

Renovation to include new irrigation system, new playground, drainage improvements, athletic turf improvements and a new restroom building.



EXPENDITURES	Prior Years	Re-Estimate	2022-23	2023-24	2024-25	2025-26	2026-27	Future Yrs	Total
Land	0	0	0	0	0	0	0	0	0
Design	0	0	0	0	0	0	0	0	0
Construction	0	0	2,000,000	888,205	0	0	0	0	2,888,205
Equipment	0	0	0	0	0	0	0	0	0
TOTAL	0	0	2,000,000	888,205	0	0	0	0	2,888,205

REVENUES	Prior Years	Re-Estimate	2022-23	2023-24	2024-25	2025-26	2026-27	Future Yrs	Total
Bond Funds	0	0	2,000,000	888,205	0	0	0	0	2,888,205
N/A	0	0	0	0	0	0	0	0	0
N/A	0	0	0	0	0	0	0	0	0
TOTAL	0	0	2,000,000	888,205	0	0	0	0	2,888,205

OPERATING BUDGET IMPACT	2022-23	2023-24	2024-25	2025-26	2026-27	Future Yrs	Total
	0	0	0	0	0	0	0

CITY OF PLANO

COMMUNITY INVESTMENT PROGRAM

Project Name: Park Master Plan Update

Project Number: 22358

Start Date: Oct. 2022

Description:

Completion Date: Sep. 2024

A project to update the Park Master Plan documents. This is required every 5 years to maintain accreditation. An updated plan must be adopted by October 2023.



EXPENDITURES	Prior Years	Re-Estimate	2022-23	2023-24	2024-25	2025-26	2026-27	Future Yrs	Total
Land	0	0	0	0	0	0	0	0	0
Design	0	132,500	0	0	0	0	0	0	132,500
Construction	0	0	0	0	0	0	0	0	0
Equipment	0	0	0	0	0	0	0	0	0
TOTAL	0	132,500	0	0	0	0	0	0	132,500

REVENUES	Prior Years	Re-Estimate	2022-23	2023-24	2024-25	2025-26	2026-27	Future Yrs	Total
Bond Funds	0	132,500	0	0	0	0	0	0	132,500
N/A	0	0	0	0	0	0	0	0	0
N/A	0	0	0	0	0	0	0	0	0
TOTAL	0	132,500	0	0	0	0	0	0	132,500

OPERATING BUDGET IMPACT	2022-23	2023-24	2024-25	2025-26	2026-27	Future Yrs	Total
	0	0	0	0	0	0	0

CITY OF PLANO

COMMUNITY INVESTMENT PROGRAM

Project Name: Preston Ridge / Bluebonnet Intersection Trail Replacement

Project Number: 22354

Start Date: Oct. 2022

Description:

Completion Date: Sep. 2023

A project to replace a segment of trail in this location.



EXPENDITURES	Prior Years	Re-Estimate	2022-23	2023-24	2024-25	2025-26	2026-27	Future Yrs	Total
Land	0	0	0	0	0	0	0	0	0
Design	0	45,150	0	0	0	0	0	0	45,150
Construction	0	89,850	0	0	0	0	0	0	89,850
Equipment	0	0	0	0	0	0	0	0	0
TOTAL	0	135,000	0	0	0	0	0	0	135,000

REVENUES	Prior Years	Re-Estimate	2022-23	2023-24	2024-25	2025-26	2026-27	Future Yrs	Total
Bond Funds	0	20,000	0	0	0	0	0	0	20,000
Oncor	0	115,000	0	0	0	0	0	0	115,000
N/A	0	0	0	0	0	0	0	0	0
TOTAL	0	135,000	0	0	0	0	0	0	135,000

OPERATING BUDGET IMPACT	2022-23	2023-24	2024-25	2025-26	2026-27	Future Yrs	Total
	0	0	0	0	0	0	0

CITY OF PLANO

COMMUNITY INVESTMENT PROGRAM

Project Name: Projects Closed in 2021-22

Project Number: 32-P99

Start Date: Oct. 2000

Description:

Completion Date: Sep. 2021

The following projects were completed or are expected to be complete in FY 2021-22.

28171 17 High Point Park Maintenance Facility

22174 17 Memorial Park Veterans Recognition Addition

22193 19 Lighting Replacements



EXPENDITURES	Prior Years	Re-Estimate	2022-23	2023-24	2024-25	2025-26	2026-27	Future Yrs	Total
Land	1,025	0	0	0	0	0	0	0	1,025
Design	1,004,423	0	0	0	0	0	0	0	1,004,423
Construction	10,191,216	1,498,443	0	0	0	0	0	0	11,689,659
Equipment	1,598	0	0	0	0	0	0	0	1,598
TOTAL	11,198,262	1,498,443	0	0	0	0	0	0	12,696,705

REVENUES	Prior Years	Re-Estimate	2022-23	2023-24	2024-25	2025-26	2026-27	Future Yrs	Total
Bond Funds	11,198,262	1,498,443	0	0	0	0	0	0	12,696,705
N/A	0	0	0	0	0	0	0	0	0
N/A	0	0	0	0	0	0	0	0	0
TOTAL	11,198,262	1,498,443	0	0	0	0	0	0	12,696,705

OPERATING BUDGET IMPACT	2022-23	2023-24	2024-25	2025-26	2026-27	Future Yrs	Total
	0	0	0	0	0	0	0

CITY OF PLANO

COMMUNITY INVESTMENT PROGRAM

Project Name: Renner Loop Trail Feasibility Study

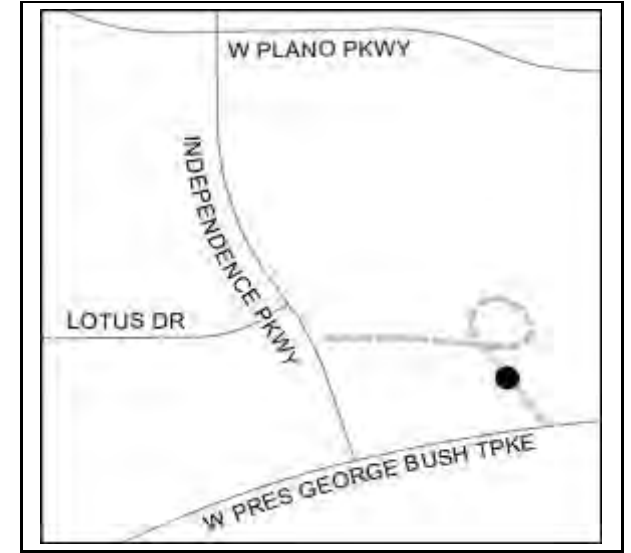
Project Number: 22361

Start Date: Oct. 2022

Description:

Completion Date: Sep. 2024

A study to evaluate the feasibility and costs associated with a proposed trail connection to the City of Richardson east of Independence under President George Bush Turnpike.



EXPENDITURES	Prior Years	Re-Estimate	2022-23	2023-24	2024-25	2025-26	2026-27	Future Yrs	Total
Land	0	0	0	0	0	0	0	0	0
Design	0	93,500	0	0	0	0	0	0	93,500
Construction	0	0	0	0	0	0	0	0	0
Equipment	0	0	0	0	0	0	0	0	0
TOTAL	0	93,500	0	0	0	0	0	0	93,500

REVENUES	Prior Years	Re-Estimate	2022-23	2023-24	2024-25	2025-26	2026-27	Future Yrs	Total
Bond Funds	0	93,500	0	0	0	0	0	0	93,500
N/A	0	0	0	0	0	0	0	0	0
N/A	0	0	0	0	0	0	0	0	0
TOTAL	0	93,500	0	0	0	0	0	0	93,500

OPERATING BUDGET IMPACT	2022-23	2023-24	2024-25	2025-26	2026-27	Future Yrs	Total
	0	0	0	0	0	0	0

CITY OF PLANO

COMMUNITY INVESTMENT PROGRAM

Project Name: Restroom Renovations

Project Number: 32-P06

Start Date: Oct. 2025

Description:

Completion Date: Sep. 2027

Renovations of park restrooms that are 20-25 years old and older.



EXPENDITURES	Prior Years	Re-Estimate	2022-23	2023-24	2024-25	2025-26	2026-27	Future Yrs	Total
Land	0	0	0	0	0	0	0	0	0
Design	0	0	0	0	0	0	0	0	0
Construction	0	0	0	0	0	1,325,000	1,325,000	1,325,000	3,975,000
Equipment	0	0	0	0	0	0	0	0	0
TOTAL	0	0	0	0	0	1,325,000	1,325,000	1,325,000	3,975,000

REVENUES	Prior Years	Re-Estimate	2022-23	2023-24	2024-25	2025-26	2026-27	Future Yrs	Total
Bond Funds	0	0	0	0	0	1,325,000	1,325,000	1,325,000	3,975,000
N/A	0	0	0	0	0	0	0	0	0
N/A	0	0	0	0	0	0	0	0	0
TOTAL	0	0	0	0	0	1,325,000	1,325,000	1,325,000	3,975,000

OPERATING BUDGET IMPACT	2022-23	2023-24	2024-25	2025-26	2026-27	Future Yrs	Total
	0	0	0	0	0	0	0

CITY OF PLANO

COMMUNITY INVESTMENT PROGRAM

Project Name: Russell Creek Park Driveway / McDermott Replacement

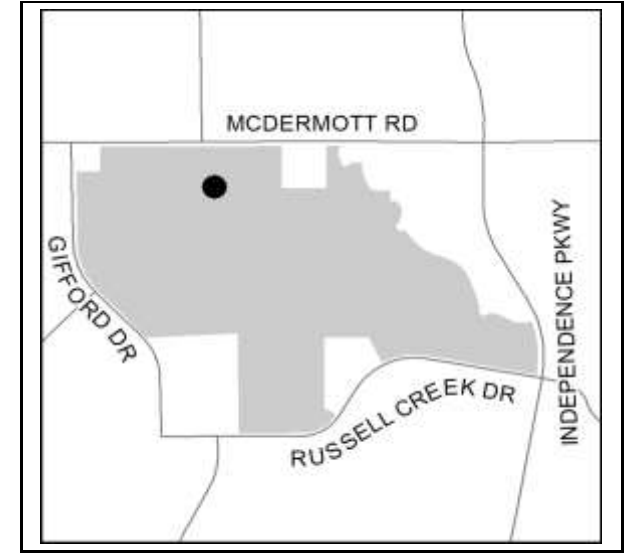
Project Number: 22219

Start Date: Oct. 2021

Description:

Completion Date: Sep. 2023

Replace the main drive into Russell Creek Park connecting to the south side of McDermott.



EXPENDITURES	Prior Years	Re-Estimate	2022-23	2023-24	2024-25	2025-26	2026-27	Future Yrs	Total
Land	0	0	0	0	0	0	0	0	0
Design	0	91,000	325,000	0	0	0	0	0	416,000
Construction	0	325,000	0	0	0	0	0	0	325,000
Equipment	0	0	0	0	0	0	0	0	0
TOTAL	0	416,000	325,000	0	0	0	0	0	741,000

REVENUES	Prior Years	Re-Estimate	2022-23	2023-24	2024-25	2025-26	2026-27	Future Yrs	Total
Bond Funds	0	416,000	325,000	0	0	0	0	0	741,000
N/A	0	0	0	0	0	0	0	0	0
N/A	0	0	0	0	0	0	0	0	0
TOTAL	0	416,000	325,000	0	0	0	0	0	741,000

OPERATING BUDGET IMPACT	2022-23	2023-24	2024-25	2025-26	2026-27	Future Yrs	Total
	0	0	0	0	0	0	0

CITY OF PLANO

COMMUNITY INVESTMENT PROGRAM

Project Name: Santa Fe Trail Replacement at Oak Grove

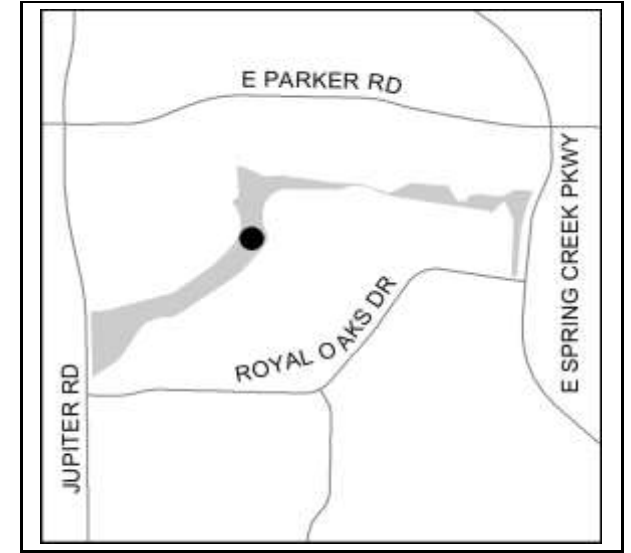
Project Number: 22349

Start Date: Oct. 2021

Description:

Completion Date: Sep. 2023

Replacement of trail between Majestic Drive and Peachtree Lane in conjunction with a project to replace Oak Grove Drive.



EXPENDITURES	Prior Years	Re-Estimate	2022-23	2023-24	2024-25	2025-26	2026-27	Future Yrs	Total
Land	0	0	0	0	0	0	0	0	0
Design	0	192,500	0	0	0	0	0	0	192,500
Construction	0	0	961,400	0	0	0	0	0	961,400
Equipment	0	0	0	0	0	0	0	0	0
TOTAL	0	192,500	961,400	0	0	0	0	0	1,153,900

REVENUES	Prior Years	Re-Estimate	2022-23	2023-24	2024-25	2025-26	2026-27	Future Yrs	Total
Bond Funds	0	192,500	961,400	0	0	0	0	0	1,153,900
N/A	0	0	0	0	0	0	0	0	0
N/A	0	0	0	0	0	0	0	0	0
TOTAL	0	192,500	961,400	0	0	0	0	0	1,153,900

OPERATING BUDGET IMPACT	2022-23	2023-24	2024-25	2025-26	2026-27	Future Yrs	Total
	0	0	0	0	0	0	0

CITY OF PLANO

COMMUNITY INVESTMENT PROGRAM

Project Name: Schell North Community Park Reno

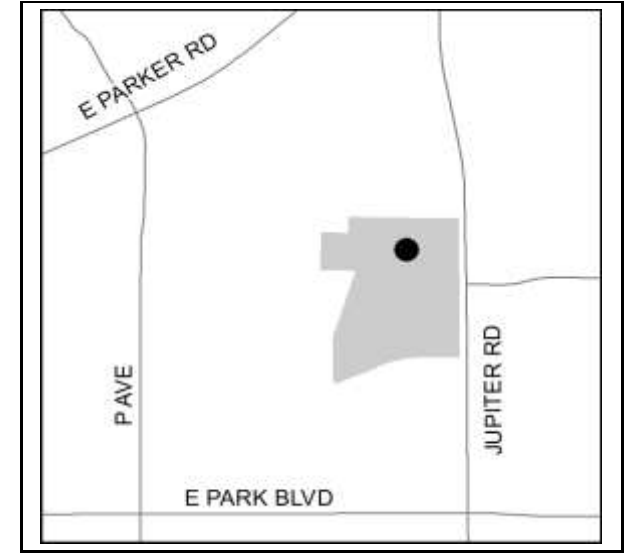
Project Number: 22243

Start Date: Oct. 2021

Description:

Completion Date: Sep. 2025

Renovations and replacements of park elements may include athletic field renovations, playground equipment, shade shelter, sidewalk accessibility, drinking fountains, seating, lighting, irrigation and landscape.



EXPENDITURES	Prior Years	Re-Estimate	2022-23	2023-24	2024-25	2025-26	2026-27	Future Yrs	Total
Land	0	0	0	0	0	0	0	0	0
Design	0	0	450,000	0	0	0	0	0	450,000
Construction	0	0	0	1,905,000	1,905,000	0	0	0	3,810,000
Equipment	0	0	0	0	0	0	0	0	0
TOTAL	0	0	450,000	1,905,000	1,905,000	0	0	0	4,260,000

REVENUES	Prior Years	Re-Estimate	2022-23	2023-24	2024-25	2025-26	2026-27	Future Yrs	Total
Bond Funds	0	0	450,000	1,905,000	1,905,000	0	0	0	4,260,000
N/A	0	0	0	0	0	0	0	0	0
N/A	0	0	0	0	0	0	0	0	0
TOTAL	0	0	450,000	1,905,000	1,905,000	0	0	0	4,260,000

OPERATING BUDGET IMPACT	2022-23	2023-24	2024-25	2025-26	2026-27	Future Yrs	Total
	0	0	0	0	0	0	0

CITY OF PLANO

COMMUNITY INVESTMENT PROGRAM

Project Name: Shoshoni Park Irrigation Reno

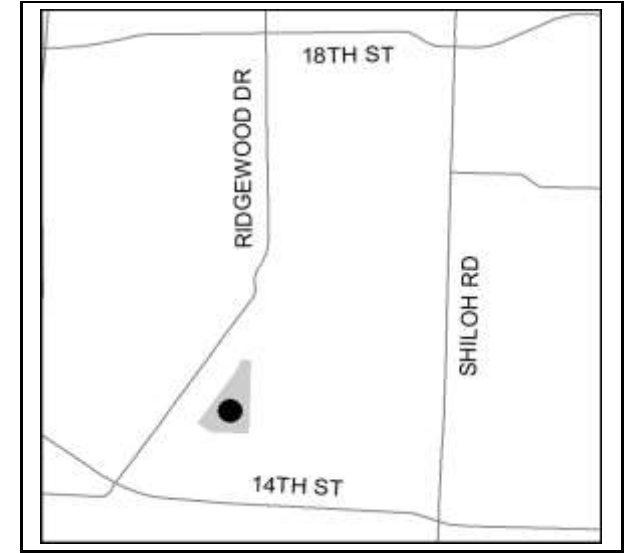
Project Number: 28219

Start Date: Oct. 2021

Description:

Completion Date: Sep. 2024

Renovate irrigation system and associated turf areas at this park.



EXPENDITURES	Prior Years	Re-Estimate	2022-23	2023-24	2024-25	2025-26	2026-27	Future Yrs	Total
Land	0	0	0	0	0	0	0	0	0
Design	0	0	34,000	0	0	0	0	0	34,000
Construction	0	0	142,500	142,500	0	0	0	0	285,000
Equipment	0	0	0	0	0	0	0	0	0
TOTAL	0	0	176,500	142,500	0	0	0	0	319,000

REVENUES	Prior Years	Re-Estimate	2022-23	2023-24	2024-25	2025-26	2026-27	Future Yrs	Total
Bond Funds	0	0	176,500	142,500	0	0	0	0	319,000
N/A	0	0	0	0	0	0	0	0	0
N/A	0	0	0	0	0	0	0	0	0
TOTAL	0	0	176,500	142,500	0	0	0	0	319,000

OPERATING BUDGET IMPACT	2022-23	2023-24	2024-25	2025-26	2026-27	Future Yrs	Total
	0	0	0	0	0	0	0

CITY OF PLANO

COMMUNITY INVESTMENT PROGRAM

Project Name: Silver Line Rail Trail

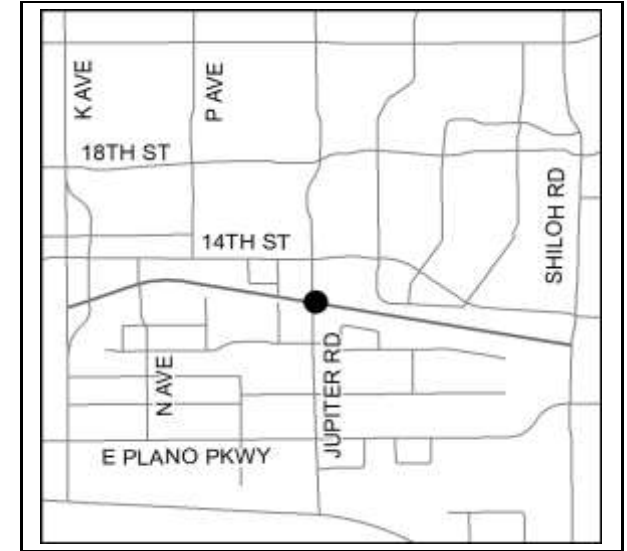
Project Number: 22348

Start Date: Oct. 2021

Description:

Completion Date: Oct. 2023

Funding for construction of the Silver Line trail within the Silver Line rail corridor. Funding comes from both the City of Plano and a 2019 Transportation Alternatives Set-Aside Program award. The total contribution is \$3.41M with the City responsible for 50% per Resolution 2019-3-3R. This funding will be provided to DART for trail segments that fall outside of the requirements of an agreement between the City of Plano and DART dated 9/6/18.



EXPENDITURES	Prior Years	Re-Estimate	2022-23	2023-24	2024-25	2025-26	2026-27	Future Yrs	Total
Land	0	0	0	0	0	0	0	0	0
Design	0	0	0	0	0	0	0	0	0
Construction	0	1,705,000	0	0	0	0	0	0	1,705,000
Equipment	0	0	0	0	0	0	0	0	0
TOTAL	0	1,705,000	0	0	0	0	0	0	1,705,000

REVENUES	Prior Years	Re-Estimate	2022-23	2023-24	2024-25	2025-26	2026-27	Future Yrs	Total
Bond Funds	0	1,705,000	0	0	0	0	0	0	1,705,000
N/A	0	0	0	0	0	0	0	0	0
N/A	0	0	0	0	0	0	0	0	0
TOTAL	0	1,705,000	0	0	0	0	0	0	1,705,000

OPERATING BUDGET IMPACT	2022-23	2023-24	2024-25	2025-26	2026-27	Future Yrs	Total
	0	0	0	0	0	0	0

CITY OF PLANO

COMMUNITY INVESTMENT PROGRAM

Project Name: Steeplechase Neighborhood Park Reno

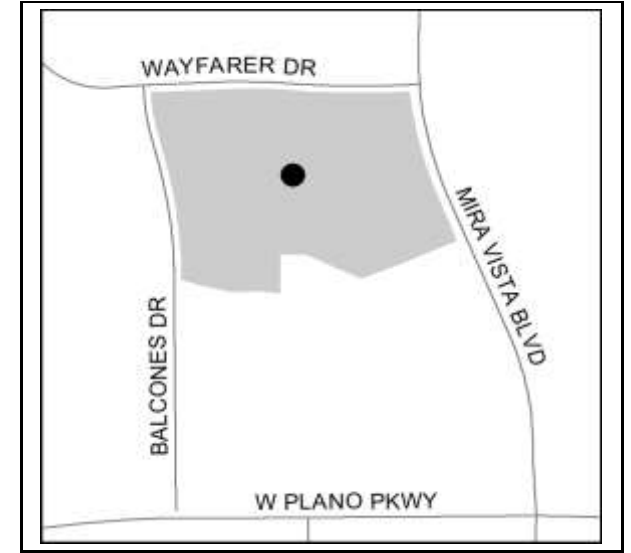
Project Number: 22220

Start Date: Oct. 2021

Description:

Completion Date: Sep. 2024

Renovations and replacements of park elements may include playground equipment, shade shelter, sidewalk accessibility, drinking fountains, seating, lighting, irrigation and landscape.



EXPENDITURES	Prior Years	Re-Estimate	2022-23	2023-24	2024-25	2025-26	2026-27	Future Yrs	Total
Land	0	0	0	0	0	0	0	0	0
Design	0	0	375,000	0	0	0	0	0	375,000
Construction	0	0	425,000	2,112,959	0	0	0	0	2,537,959
Equipment	0	0	0	0	0	0	0	0	0
TOTAL	0	0	800,000	2,112,959	0	0	0	0	2,912,959

REVENUES	Prior Years	Re-Estimate	2022-23	2023-24	2024-25	2025-26	2026-27	Future Yrs	Total
Bond Funds	0	0	800,000	2,112,959	0	0	0	0	2,912,959
N/A	0	0	0	0	0	0	0	0	0
N/A	0	0	0	0	0	0	0	0	0
TOTAL	0	0	800,000	2,112,959	0	0	0	0	2,912,959

OPERATING BUDGET IMPACT	2022-23	2023-24	2024-25	2025-26	2026-27	Future Yrs	Total
	0	0	0	0	0	0	0

CITY OF PLANO

COMMUNITY INVESTMENT PROGRAM

Project Name: Sunset Neighborhood Park Reno

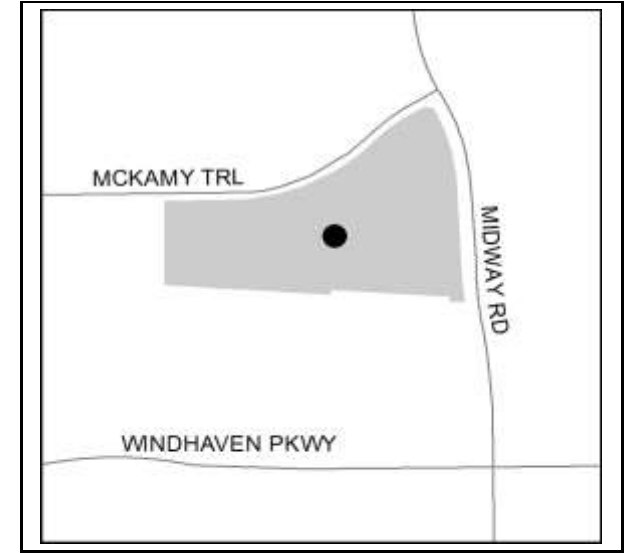
Project Number: 22222

Start Date: Oct. 2021

Description:

Completion Date: Sep. 2024

Renovations and replacements of park elements may include playground equipment, shade shelter, sidewalk accessibility, drinking fountains, seating, lighting, irrigation and landscape.



EXPENDITURES	Prior Years	Re-Estimate	2022-23	2023-24	2024-25	2025-26	2026-27	Future Yrs	Total
Land	0	0	0	0	0	0	0	0	0
Design	0	0	185,000	0	0	0	0	0	185,000
Construction	0	0	300,000	941,180	0	0	0	0	1,241,180
Equipment	0	0	0	0	0	0	0	0	0
TOTAL	0	0	485,000	941,180	0	0	0	0	1,426,180

REVENUES	Prior Years	Re-Estimate	2022-23	2023-24	2024-25	2025-26	2026-27	Future Yrs	Total
Bond Funds	0	0	485,000	941,180	0	0	0	0	1,426,180
N/A	0	0	0	0	0	0	0	0	0
N/A	0	0	0	0	0	0	0	0	0
TOTAL	0	0	485,000	941,180	0	0	0	0	1,426,180

OPERATING BUDGET IMPACT	2022-23	2023-24	2024-25	2025-26	2026-27	Future Yrs	Total
	0	0	0	0	0	0	0

CITY OF PLANO

COMMUNITY INVESTMENT PROGRAM

Project Name: Tejas Neighborhood Park Reno

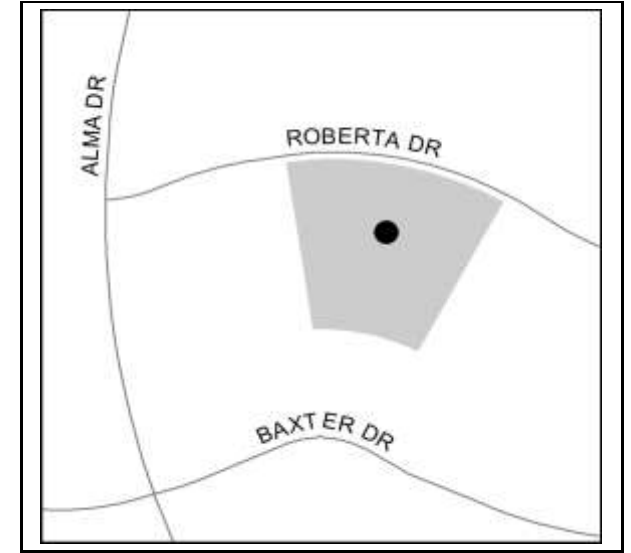
Project Number: 22221

Start Date: Oct. 2021

Description:

Completion Date: Sep. 2024

Renovations and replacements of park elements may include playground equipment, shade shelter, sidewalk accessibility, drinking fountains, seating, lighting, irrigation and landscape.



EXPENDITURES	Prior Years	Re-Estimate	2022-23	2023-24	2024-25	2025-26	2026-27	Future Yrs	Total
Land	0	0	0	0	0	0	0	0	0
Design	0	300,000	0	0	0	0	0	0	300,000
Construction	0	0	500,000	1,519,610	0	0	0	0	2,019,610
Equipment	0	0	0	0	0	0	0	0	0
TOTAL	0	300,000	500,000	1,519,610	0	0	0	0	2,319,610

REVENUES	Prior Years	Re-Estimate	2022-23	2023-24	2024-25	2025-26	2026-27	Future Yrs	Total
Bond Funds	0	300,000	500,000	1,519,610	0	0	0	0	2,319,610
N/A	0	0	0	0	0	0	0	0	0
N/A	0	0	0	0	0	0	0	0	0
TOTAL	0	300,000	500,000	1,519,610	0	0	0	0	2,319,610

OPERATING BUDGET IMPACT	2022-23	2023-24	2024-25	2025-26	2026-27	Future Yrs	Total
	0	0	0	0	0	0	0

CITY OF PLANO

COMMUNITY INVESTMENT PROGRAM

Project Name: Timberbrook Park Irrigation Reno

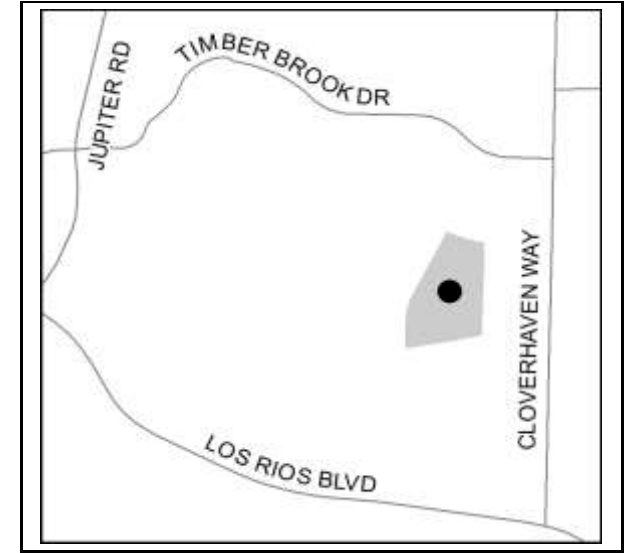
Project Number: 28217

Start Date: Oct. 2021

Description:

Completion Date: Sep. 2024

Renovate irrigation system and associated turf areas at this park.



EXPENDITURES	Prior Years	Re-Estimate	2022-23	2023-24	2024-25	2025-26	2026-27	Future Yrs	Total
Land	0	0	0	0	0	0	0	0	0
Design	0	0	44,000	0	0	0	0	0	44,000
Construction	0	0	181,500	181,500	0	0	0	0	363,000
Equipment	0	0	0	0	0	0	0	0	0
TOTAL	0	0	225,500	181,500	0	0	0	0	407,000

REVENUES	Prior Years	Re-Estimate	2022-23	2023-24	2024-25	2025-26	2026-27	Future Yrs	Total
Bond Funds	0	0	225,500	181,500	0	0	0	0	407,000
N/A	0	0	0	0	0	0	0	0	0
N/A	0	0	0	0	0	0	0	0	0
TOTAL	0	0	225,500	181,500	0	0	0	0	407,000

OPERATING BUDGET IMPACT	2022-23	2023-24	2024-25	2025-26	2026-27	Future Yrs	Total
	0	0	0	0	0	0	0

CITY OF PLANO

COMMUNITY INVESTMENT PROGRAM

Project Name: Trail Repairs

Project Number: 32-P07

Start Date: Oct. 2025

Description:

Completion Date: Sep. 2027

Replacement of trails due to age.



EXPENDITURES	Prior Years	Re-Estimate	2022-23	2023-24	2024-25	2025-26	2026-27	Future Yrs	Total
Land	0	0	0	0	0	0	0	0	0
Design	0	0	0	0	0	0	0	0	0
Construction	0	0	0	0	0	1,625,000	1,625,000	1,625,000	4,875,000
Equipment	0	0	0	0	0	0	0	0	0
TOTAL	0	0	0	0	0	1,625,000	1,625,000	1,625,000	4,875,000

REVENUES	Prior Years	Re-Estimate	2022-23	2023-24	2024-25	2025-26	2026-27	Future Yrs	Total
Bond Funds	0	0	0	0	0	1,625,000	1,625,000	1,625,000	4,875,000
N/A	0	0	0	0	0	0	0	0	0
N/A	0	0	0	0	0	0	0	0	0
TOTAL	0	0	0	0	0	1,625,000	1,625,000	1,625,000	4,875,000

OPERATING BUDGET IMPACT	2022-23	2023-24	2024-25	2025-26	2026-27	Future Yrs	Total
	0	0	0	0	0	0	0

CITY OF PLANO

COMMUNITY INVESTMENT PROGRAM

Project Name: Tree Inventory

Project Number: 22249

Start Date: Oct. 2022

Description:

Completion Date: Sep. 2023

A project to update the tree inventory database layer.



EXPENDITURES	Prior Years	Re-Estimate	2022-23	2023-24	2024-25	2025-26	2026-27	Future Yrs	Total
Land	0	0	0	0	0	0	0	0	0
Design	0	80,000	80,000	0	0	0	0	0	160,000
Construction	0	0	0	0	0	0	0	0	0
Equipment	0	0	0	0	0	0	0	0	0
TOTAL	0	80,000	80,000	0	0	0	0	0	160,000

REVENUES	Prior Years	Re-Estimate	2022-23	2023-24	2024-25	2025-26	2026-27	Future Yrs	Total
Bond Funds	0	80,000	80,000	0	0	0	0	0	160,000
N/A	0	0	0	0	0	0	0	0	0
N/A	0	0	0	0	0	0	0	0	0
TOTAL	0	80,000	80,000	0	0	0	0	0	160,000

OPERATING BUDGET IMPACT	2022-23	2023-24	2024-25	2025-26	2026-27	Future Yrs	Total
	0	0	0	0	0	0	0

CITY OF PLANO

COMMUNITY INVESTMENT PROGRAM

Project Name: Wagon Wheel Park Irrigation Reno

Project Number: 28220

Start Date: Oct. 2021

Description:

Completion Date: Sep. 2025

Renovate irrigation system and associated turf areas at this park.



EXPENDITURES	Prior Years	Re-Estimate	2022-23	2023-24	2024-25	2025-26	2026-27	Future Yrs	Total
Land	0	0	0	0	0	0	0	0	0
Design	0	0	0	66,000	0	0	0	0	66,000
Construction	0	0	0	274,000	274,000	0	0	0	548,000
Equipment	0	0	0	0	0	0	0	0	0
TOTAL	0	0	0	340,000	274,000	0	0	0	614,000

REVENUES	Prior Years	Re-Estimate	2022-23	2023-24	2024-25	2025-26	2026-27	Future Yrs	Total
Bond Funds	0	0	0	340,000	274,000	0	0	0	614,000
N/A	0	0	0	0	0	0	0	0	0
N/A	0	0	0	0	0	0	0	0	0
TOTAL	0	0	0	340,000	274,000	0	0	0	614,000

OPERATING BUDGET IMPACT	2022-23	2023-24	2024-25	2025-26	2026-27	Future Yrs	Total
	0	0	0	0	0	0	0

CITY OF PLANO

COMMUNITY INVESTMENT PROGRAM

Project Name: West Park Blvd Median Renovation

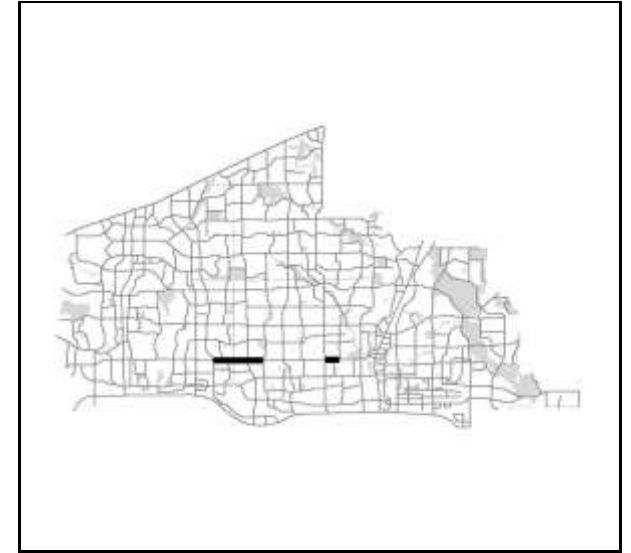
Project Number: 22359

Start Date: Oct. 2022

Description:

Completion Date: Sep. 2023

A project to renovate the median of West Park Boulevard between Country Place Drive to Custer Road and Woodburn Corners to Ohio Drive.



EXPENDITURES	Prior Years	Re-Estimate	2022-23	2023-24	2024-25	2025-26	2026-27	Future Yrs	Total
Land	0	0	0	0	0	0	0	0	0
Design	0	0	75,000	0	0	0	0	0	75,000
Construction	0	0	300,000	0	0	0	0	0	300,000
Equipment	0	0	0	0	0	0	0	0	0
TOTAL	0	0	375,000	0	0	0	0	0	375,000

REVENUES	Prior Years	Re-Estimate	2022-23	2023-24	2024-25	2025-26	2026-27	Future Yrs	Total
Bond Funds	0	0	375,000	0	0	0	0	0	375,000
N/A	0	0	0	0	0	0	0	0	0
N/A	0	0	0	0	0	0	0	0	0
TOTAL	0	0	375,000	0	0	0	0	0	375,000

OPERATING BUDGET IMPACT	2022-23	2023-24	2024-25	2025-26	2026-27	Future Yrs	Total
	0	0	0	0	0	0	0

CITY OF PLANO

COMMUNITY INVESTMENT PROGRAM

Project Name: White Rock Trail Park LOMR

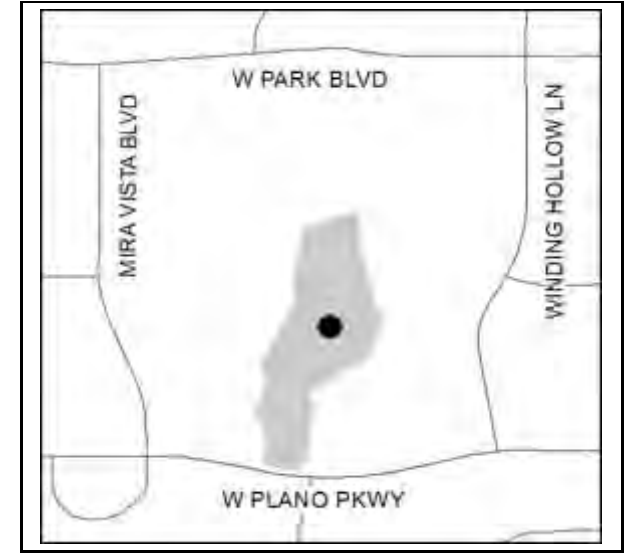
Project Number: 22356

Start Date: Oct. 2022

Description:

Completion Date: Sep. 2024

A project to complete the Letter of Map Revision (LOMR) for the trail construction project.



EXPENDITURES	Prior Years	Re-Estimate	2022-23	2023-24	2024-25	2025-26	2026-27	Future Yrs	Total
Land	0	0	0	0	0	0	0	0	0
Design	0	77,000	0	0	0	0	0	0	77,000
Construction	0	0	0	0	0	0	0	0	0
Equipment	0	0	0	0	0	0	0	0	0
TOTAL	0	77,000	0	0	0	0	0	0	77,000
REVENUES	Prior Years	Re-Estimate	2022-23	2023-24	2024-25	2025-26	2026-27	Future Yrs	Total
Bond Funds	0	77,000	0	0	0	0	0	0	77,000
N/A	0	0	0	0	0	0	0	0	0
N/A	0	0	0	0	0	0	0	0	0
TOTAL	0	77,000	0	0	0	0	0	0	77,000
OPERATING BUDGET IMPACT			2022-23	2023-24	2024-25	2025-26	2026-27	Future Yrs	Total
			0	0	0	0	0	0	0

CITY OF PLANO

COMMUNITY INVESTMENT PROGRAM

Project Name: Willow Creek East Trail Replacement

Project Number: 22357

Start Date: Oct. 2021

Description:

Completion Date: Sep. 2023

Trail replacement project between Roanoke Drive and P Avenue. Design and construction is paired with erosion control repair at Roanoke 26-70138.



EXPENDITURES	Prior Years	Re-Estimate	2022-23	2023-24	2024-25	2025-26	2026-27	Future Yrs	Total
Land	0	0	0	0	0	0	0	0	0
Design	0	128,550	0	0	0	0	0	0	128,550
Construction	0	0	0	0	0	0	0	0	0
Equipment	0	0	0	0	0	0	0	0	0
TOTAL	0	128,550	0	0	0	0	0	0	128,550

REVENUES	Prior Years	Re-Estimate	2022-23	2023-24	2024-25	2025-26	2026-27	Future Yrs	Total
Bond Funds	0	128,550	0	0	0	0	0	0	128,550
N/A	0	0	0	0	0	0	0	0	0
N/A	0	0	0	0	0	0	0	0	0
TOTAL	0	128,550	0	0	0	0	0	0	128,550

OPERATING BUDGET IMPACT	2022-23	2023-24	2024-25	2025-26	2026-27	Future Yrs	Total
	0	0	0	0	0	0	0

CITY OF PLANO

COMMUNITY INVESTMENT PROGRAM

Project Name: Windhaven Community Park Reno

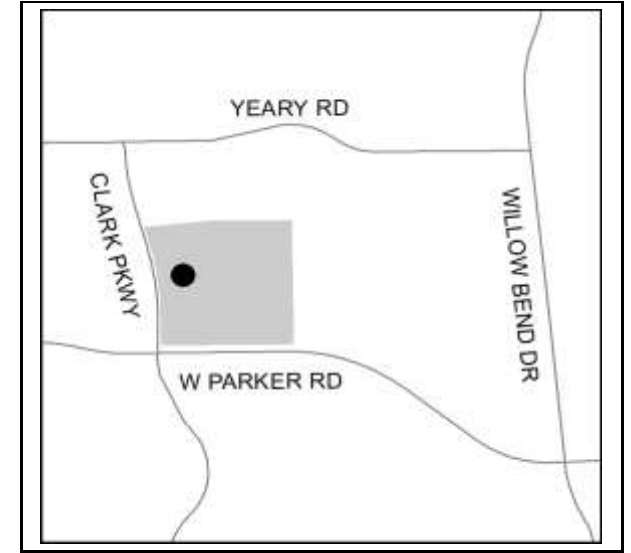
Project Number: 22241

Start Date: Oct. 2021

Description:

Completion Date: Sep. 2024

Renovations and replacements of park elements may include athletic field renovations, playground equipment, shade shelter, sidewalk accessibility, drinking fountains, seating, lighting, irrigation and landscape.



EXPENDITURES	Prior Years	Re-Estimate	2022-23	2023-24	2024-25	2025-26	2026-27	Future Yrs	Total
Land	0	0	0	0	0	0	0	0	0
Design	0	0	250,000	0	0	0	0	0	250,000
Construction	0	0	0	1,770,941	0	0	0	0	1,770,941
Equipment	0	0	0	0	0	0	0	0	0
TOTAL	0	0	250,000	1,770,941	0	0	0	0	2,020,941

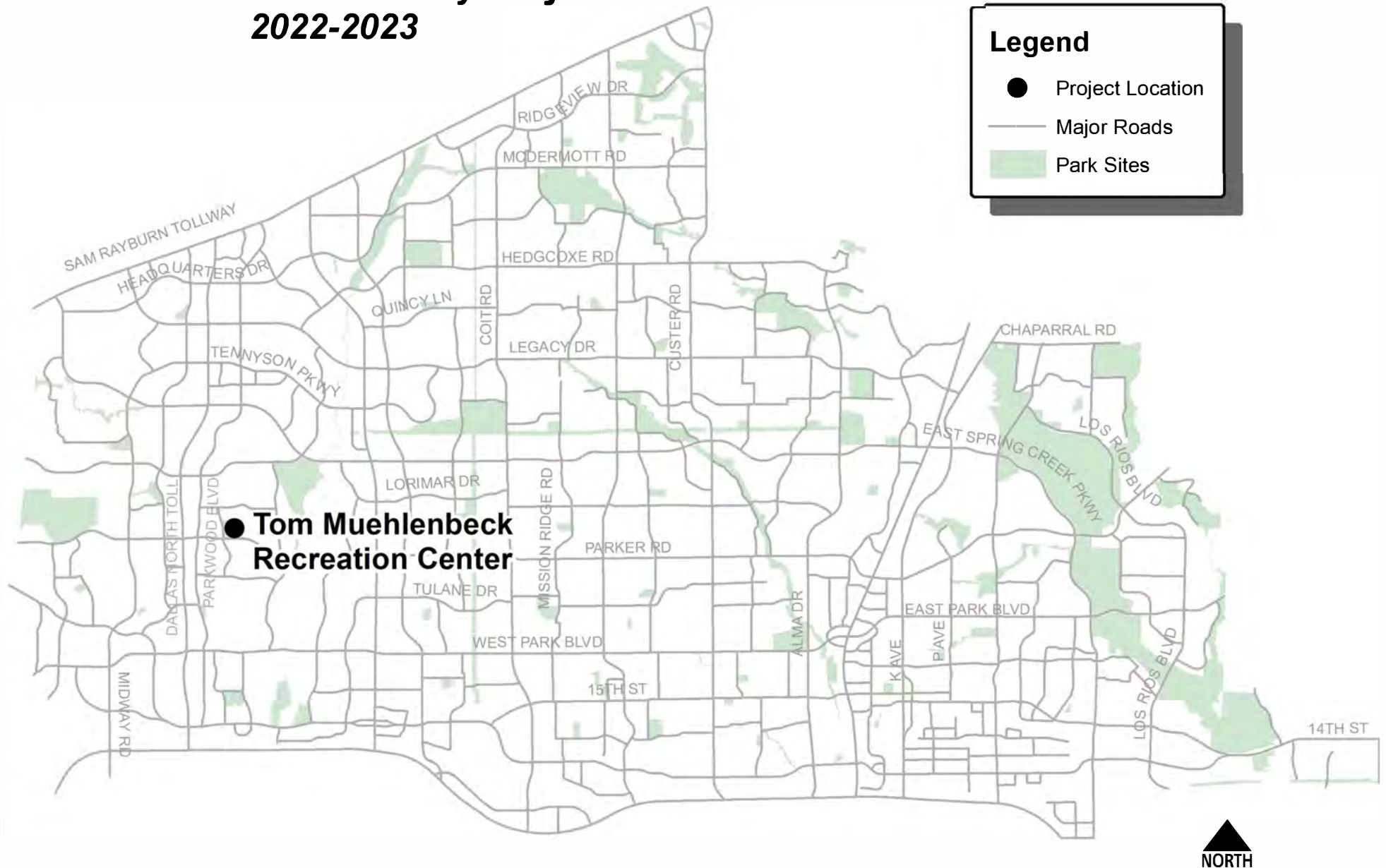
REVENUES	Prior Years	Re-Estimate	2022-23	2023-24	2024-25	2025-26	2026-27	Future Yrs	Total
Bond Funds	0	0	250,000	1,770,941	0	0	0	0	2,020,941
N/A	0	0	0	0	0	0	0	0	0
N/A	0	0	0	0	0	0	0	0	0
TOTAL	0	0	250,000	1,770,941	0	0	0	0	2,020,941

OPERATING BUDGET IMPACT	2022-23	2023-24	2024-25	2025-26	2026-27	Future Yrs	Total
	0	0	0	0	0	0	0



RECREATION FACILITIES

Recreation Center Facility Projects 2022-2023



Recreation Center Facility Projects

Project		Prior Yrs	Re-Est	2022-23	2023-24	2024-25	2025-26	2026-27	Future	Total
23171	17 Oak Point Recreation Center Pools	4,430,139	5,569,861	250,000	0	0	0	0	0	10,250,000
23421	21 Tom Muehlenbeck Recreation Center Renova	0	450,000	8,000,000	7,200,000	0	0	0	0	15,650,000
22-P17	25 Carpenter Park Recreation Center Renovation	0	0	0	0	0	0	0	16,197,500	16,197,500
TOTAL		4,430,139	6,019,861	8,250,000	7,200,000	0	0	0	16,197,500	42,097,500

CITY OF PLANO

COMMUNITY INVESTMENT PROGRAM

Project Name: 17 Oak Point Recreation Center Pools

Project Number: 23171

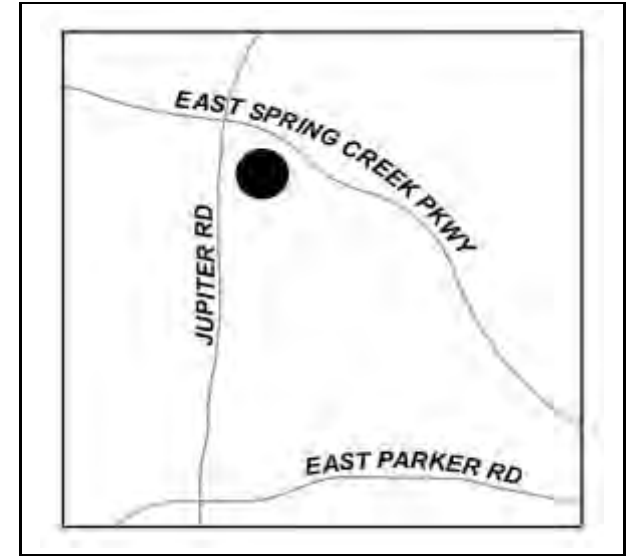
Start Date: Oct. 2018

Description:

Completion Date: Dec. 2022

Addition of large outdoor pool area at Oak Point Recreation Center.

Design was awarded to Weston & Sampson to begin a facility master plan in October 2018. Weston & Sampon will also prepare construction documents. Core Construction was selected in August 2019 as the CMAR. Council approved construction contract with Core in December 2020.



EXPENDITURES	Prior Years	Re-Estimate	2022-23	2023-24	2024-25	2025-26	2026-27	Future Yrs	Total
Land	0	0	0	0	0	0	0	0	0
Design	784,373	0	0	0	0	0	0	0	784,373
Construction	3,645,766	5,569,861	250,000	0	0	0	0	0	9,465,627
Equipment	0	0	0	0	0	0	0	0	0
TOTAL	4,430,139	5,569,861	250,000	0	0	0	0	0	10,250,000

REVENUES	Prior Years	Re-Estimate	2022-23	2023-24	2024-25	2025-26	2026-27	Future Yrs	Total
17 Bond Funds	4,430,139	5,569,861	250,000	0	0	0	0	0	10,250,000
N/A	0	0	0	0	0	0	0	0	0
N/A	0	0	0	0	0	0	0	0	0
TOTAL	4,430,139	5,569,861	250,000	0	0	0	0	0	10,250,000

OPERATING BUDGET IMPACT	2022-23	2023-24	2024-25	2025-26	2026-27	Future Yrs	Total
	7,455	0	0	0	0	0	7,455

CITY OF PLANO

COMMUNITY INVESTMENT PROGRAM

Project Name: 21 Tom Muehlenbeck Recreation Center Renovation

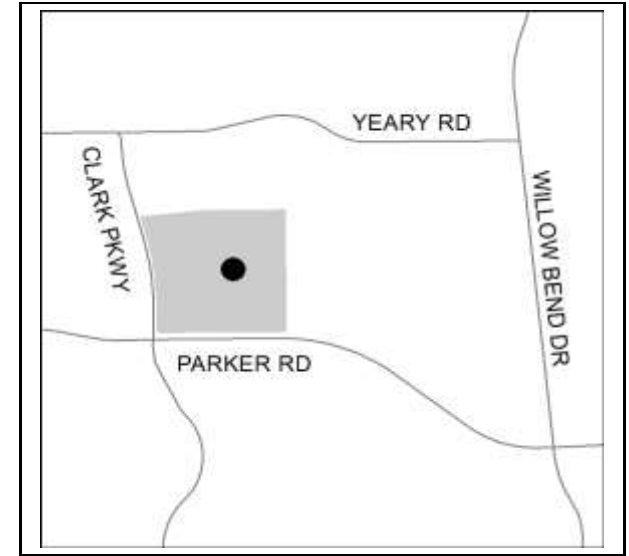
Project Number: 23421

Start Date: Jan. 2021

Description:

Completion Date: Dec. 2024

Tom Muehlenbeck Recreation Center opened in 2007 and will be 14 years old in 2021. As the busiest recreation center, it is in need of system updates including fire, sound, lighting and irrigation, a roof replacement, parking lot light replacements, updated flooring in several classrooms and the track, a coat of paint, pool deck replacement or resurfacing, updated pool slides and play features, replacement shade structures, and the addition/removal of walls in some areas to make existing spaces more functional and flexible to better meet demand.



EXPENDITURES	Prior Years	Re-Estimate	2022-23	2023-24	2024-25	2025-26	2026-27	Future Yrs	Total
Land	0	0	0	0	0	0	0	0	0
Design	0	450,000	1,050,000	0	0	0	0	0	1,500,000
Construction	0	0	6,950,000	7,200,000	0	0	0	0	14,150,000
Equipment	0	0	0	0	0	0	0	0	0
TOTAL	0	450,000	8,000,000	7,200,000	0	0	0	0	15,650,000
REVENUES	Prior Years	Re-Estimate	2022-23	2023-24	2024-25	2025-26	2026-27	Future Yrs	Total
21 Bond Funds	0	450,000	8,000,000	7,200,000	0	0	0	0	15,650,000
N/A	0	0	0	0	0	0	0	0	0
N/A	0	0	0	0	0	0	0	0	0
TOTAL	0	450,000	8,000,000	7,200,000	0	0	0	0	15,650,000
OPERATING BUDGET IMPACT			2022-23	2023-24	2024-25	2025-26	2026-27	Future Yrs	Total
			0	0	0	0	0	0	0

CITY OF PLANO

COMMUNITY INVESTMENT PROGRAM

Project Name: 25 Carpenter Park Recreation Center Renovation and Expansion

Project Number: 22-P17

Start Date: Jan. 2025

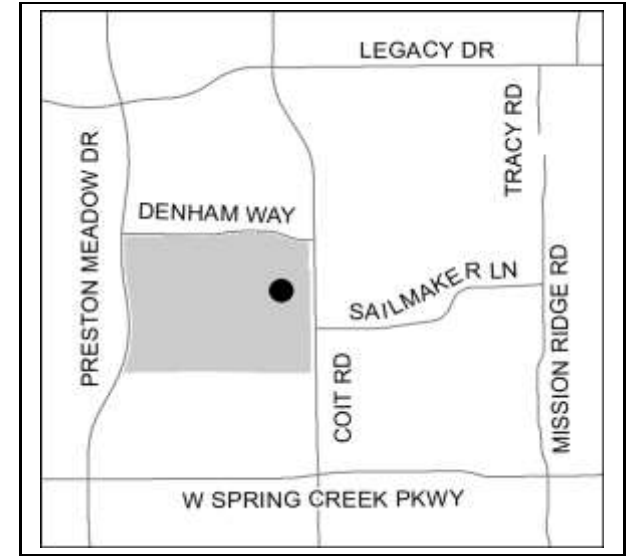
Description:

Completion Date: Dec. 2027

The recreation center was built in 1990 and renovated in 2010 when it was 20 years old. This highly used facility will have gone 15 years without a renovation at the time of the next bond referendum in 2025. An expansion of approximately 11,250 square feet is proposed.

Cost is a rough approximation based on other project estimates and has not been specifically studied.

Development of this project is dependent on a future bond election.



EXPENDITURES	Prior Years	Re-Estimate	2022-23	2023-24	2024-25	2025-26	2026-27	Future Yrs	Total
Land	0	0	0	0	0	0	0	0	0
Design	0	0	0	0	0	0	0	0	0
Construction	0	0	0	0	0	0	0	16,197,500	16,197,500
Equipment	0	0	0	0	0	0	0	0	0
TOTAL	0	0	0	0	0	0	0	16,197,500	16,197,500

REVENUES	Prior Years	Re-Estimate	2022-23	2023-24	2024-25	2025-26	2026-27	Future Yrs	Total
Bond Funds	0	0	0	0	0	0	0	16,197,500	16,197,500
N/A	0	0	0	0	0	0	0	0	0
N/A	0	0	0	0	0	0	0	0	0
TOTAL	0	0	0	0	0	0	0	16,197,500	16,197,500

OPERATING BUDGET IMPACT	2022-23	2023-24	2024-25	2025-26	2026-27	Future Yrs	Total
	0	0	0	0	0	0	0

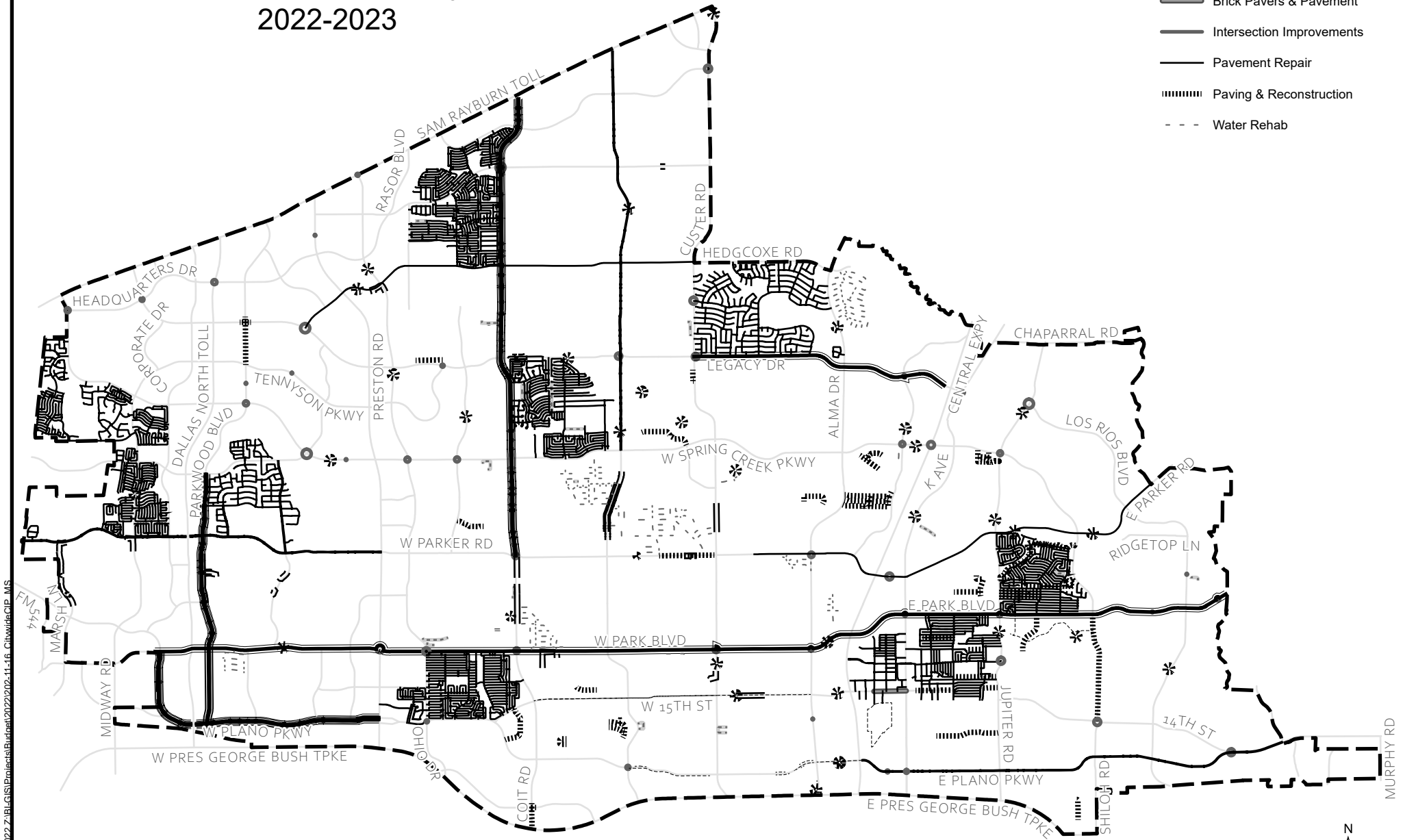


STREET IMPROVEMENTS



Street Improvement Projects 2022-2023

- Alley Reconstruction
- Arterial Overlay
- Screening Wall Replacement
- Sidewalk Improvements
- Brick Pavers & Pavement
- Intersection Improvements
- Pavement Repair
- Paving & Reconstruction
- Water Rehab



Street Improvement Projects

Project		Prior Yrs	Re-Est	2022-23	2023-24	2024-25	2025-26	2026-27	Future	Total
37893	10th St Paving & Reconstr - N Ave to Jupiter	102,820	250,000	1,570,000	2,020,000	0	0	0	0	3,942,820
37894	15th St Paving & Reconstr - Municipal to P & R	268,530	160,000	148,000	3,110,570	1,840,000	0	0	0	5,527,100
37571	17th Street Paving Recon-P Avenue to Jupiter R	313,894	280,000	1,647,800	0	0	0	0	0	2,241,694
31206	19 Residential Street & Alley Replacement	10,324,330	2,500,000	0	0	0	0	0	0	12,824,330
31212	2021 Arterial Repairs	0	2,000,000	4,500,000	11,500,000	12,000,000	0	0	0	30,000,000
31211	2021 Residential Street & Alley	0	1,500,000	2,000,000	10,000,000	12,500,000	0	0	0	26,000,000
37881	2022 Screening Wall Detail Updates	0	0	98,500	0	0	0	0	0	98,500
36756	2022 Traffic Signal Construction	0	500,000	2,300,000	0	0	0	0	0	2,800,000
37766	Alley Reconstruction	2,377,010	94,500	30,000	1,000,000	1,000,000	1,000,000	1,000,000	1,000,000	7,501,510
37899	Alley Reconstruction - Armstrong Dr, Fairfield D	141,700	250,000	1,090,000	0	0	0	0	0	1,481,700
37785	Alley Reconstruction - Biltmore Pl, Rochelle Dr,	143,270	84,000	270,000	2,010,000	0	0	0	0	2,507,270
37898	Alley Reconstruction - Chandler Dr, Brunchberr	133,817	230,000	1,580,000	600,000	0	0	0	0	2,543,817
37683	Alley Reconstruction - OakShores/Sunflower/Wi	0	0	200,000	1,700,000	0	0	0	0	1,900,000
33-P07	Arterial Concrete Repair Park Blvd East	0	0	0	2,000,000	4,000,000	1,000,000	0	0	7,000,000
33-P08	Arterial Concrete Repair Park Blvd West	0	0	0	2,000,000	4,000,000	1,000,000	0	0	7,000,000
31602	Arterial Overlay Coit Road and Plano Parkway	0	4,000,000	1,000,000	0	0	0	0	0	5,000,000

	Project	Prior Yrs	Re-Est	2022-23	2023-24	2024-25	2025-26	2026-27	Future	Total
33-P06	Arterial Overlay Independence and Hedgcoxe	0	0	0	3,500,000	0	0	0	0	3,500,000
31600	Arterial Overlay Legacy Drive - Custer Rd to US	0	1,500,000	0	0	0	0	0	0	1,500,000
33-P09	Arterial Overlay Park Blvd	0	0	0	0	0	7,000,000	0	0	7,000,000
33-P05	Arterial Overlay Parker Road East and West	0	0	0	5,000,000	0	0	0	0	5,000,000
31607	Arterial Overlay Parkwood Blvd Plano Pkwy to	0	0	1,500,000	0	0	0	0	0	1,500,000
33-P04	Arterial Overlay Plano Parkway - US 75 to East	0	0	0	0	3,000,000	0	0	0	3,000,000
31605	Arterial Pavement Repair Hedgcoxe Rd - Legacy	0	300,000	3,000,000	0	0	0	0	0	3,300,000
31603	Arterial Pavement Repair Parker Rd ECL to Cou	0	1,000,000	4,500,000	2,500,000	0	0	0	0	8,000,000
31604	Arterial Pavement Repair Parker Rd WCL to Pre	0	1,000,000	4,500,000	1,500,000	0	0	0	0	7,000,000
31601	Arterial Pavement Repair Plano Pky - US75 to E	0	1,000,000	3,500,000	2,500,000	0	0	0	0	7,000,000
31606	Arterial Repair Independence Pkwy	0	0	3,000,000	3,000,000	1,556,000	0	0	0	7,556,000
34556	Barrier Free Ramps & Sidewalks	2,466,889	100,000	100,000	100,000	0	0	0	100,000	2,866,889
33-P03	Brand Road - S of 544 to City Limits	0	0	0	0	60,000	830,000	0	0	890,000
35608	Bridge Improvements: Plano Pkwy & Spring Cre	0	0	400,000	0	0	0	0	0	400,000
37743	Bridge Repairs Ph. III	474,890	840,000	2,015,000	0	0	0	0	0	3,329,890
35606	Bridge Repairs Phase IV	0	100,000	200,000	1,550,000	0	0	0	0	1,850,000
36758	CCTV Expansion	0	0	150,000	1,100,000	0	0	0	0	1,250,000

	Project	Prior Yrs	Re-Est	2022-23	2023-24	2024-25	2025-26	2026-27	Future	Total
36701	Citywide Signal Retiming	645,576	275,000	1,300,000	400,000	400,000	400,000	0	0	3,420,576
31192	Collector Street Construction	0	115,000	635,000	2,000,000	2,000,000	2,000,000	2,000,000	1,000,000	9,750,000
31189	Commerce Drive Reconstruction - 15th to Plano	336,163	2,310,000	0	0	0	0	0	0	2,646,163
36742	Computerized Signal System	3,193,739	200,000	250,000	250,000	250,000	250,000	0	0	4,393,739
38829	COP Standard Construction Details Update	0	10,000	20,000	0	0	0	0	0	30,000
37832	Douglass Sidewalks	227,515	110,000	584,000	0	0	0	0	0	921,515
31283	Emerson Drive Improvements	0	0	250,000	1,200,000	0	0	0	0	1,450,000
36759	Fiber Expansion - Phase IV	0	80,000	987,000	2,923,000	910,000	0	0	0	4,900,000
35604	Future Bridge Inspection/Repair	0	0	0	500,000	3,500,000	500,000	3,500,000	500,000	8,500,000
38828	Geodetic Monumentation Survey Manual	0	20,000	80,000	0	0	0	0	0	100,000
31460	Intersection Imp. - Jupiter at PGBT	0	0	0	0	110,000	368,000	0	0	478,000
31470	Intersection Imp: Hedgcoxe-Legacy, Coit-McDer	156,940	45,000	575,000	1,000,000	0	0	0	0	1,776,940
31471	Intersection Imp: Ohio/121&Plano Pky, Legacy/	0	150,000	690,000	2,085,000	0	0	0	0	2,925,000
31392	Intersection Improvements	674,107	100,000	0	1,000,000	1,000,000	1,000,000	0	500,000	4,274,107
31472	Intersection Improvements - 14th St & Parker Rd	0	200,000	610,000	2,640,000	0	0	0	0	3,450,000
31469	Intersection Improvements – US75 at Spring Cre	193,411	550,000	1,225,000	0	0	0	0	0	1,968,411
31475	Intersection Improvements: Ohio Dr & Park Blvd	0	0	240,000	1,600,000	0	0	0	0	1,840,000

	Project	Prior Yrs	Re-Est	2022-23	2023-24	2024-25	2025-26	2026-27	Future	Total
31473	Intersection Improvements: Plano Pkwy & K Av	0	0	190,000	1,275,000	0	0	0	0	1,465,000
31474	Intersection Improvements: Spring Creek Corrid	0	0	645,000	4,300,000	0	0	0	0	4,945,000
37908	Japonica Lane, R Ave & Puma Rd Paving and W	145,174	240,000	2,080,000	0	0	0	0	0	2,465,174
37811	Legacy Drive Corridor Improvements	980,520	206,000	1,900,000	1,000,000	0	0	0	0	4,086,520
31153	Legacy/Parkwood, Coit - 190 to Mapleshade	1,475,397	2,360,000	0	0	0	0	0	0	3,835,397
31700	Material Testing Arterial 2023	0	0	200,000	0	0	0	0	0	200,000
31341	Miscellaneous Right of Way	1,839,835	10,000	10,000	10,000	10,000	10,000	0	10,000	1,899,835
31277	Neighborhood Park Streets	1,791,382	120,000	220,000	220,000	220,000	220,000	220,000	200,000	3,211,382
37786	New Concrete Alleys	969,924	125,000	125,000	125,000	125,000	125,000	125,000	125,000	1,844,924
31342	Oversize Participation	11,196,333	125,000	125,000	125,000	125,000	125,000	125,000	125,000	12,071,333
37779	Park Boulevard Corridor Improvements	1,994,241	1,515,000	1,910,000	0	0	0	0	0	5,419,241
35607	Parker Rd at Pittman Creek Bridge Replacement	0	5,500	135,000	0	0	0	0	0	140,500
37750	Parker Road Corridor Improvements	514,813	215,000	2,010,000	0	0	0	0	0	2,739,813
31210	Parker Road Reconstruction - Roundrock to Cust	496,582	100,000	2,040,000	6,020,000	2,500,000	0	0	0	11,156,582
37889	Paving & Waterline Imp: Kingston/Duchess/Lorr	0	160,000	700,000	2,440,000	0	0	0	0	3,300,000
37890	Paving & Waterline Imp: Middle Cove/Lookout/	0	100,000	420,000	3,650,000	0	0	0	0	4,170,000
37891	Paving & Waterline Imp: Oak Grove Drive & Sa	0	125,000	296,000	2,300,000	0	0	0	0	2,721,000

	Project	Prior Yrs	Re-Est	2022-23	2023-24	2024-25	2025-26	2026-27	Future	Total
37901	Paving & Waterline Imp: Rigsbee/Peppertree/La	0	0	350,000	2,200,000	1,800,000	0	0	0	4,350,000
37902	Paving & WL Imp: Monarch/Charter/White Oak/	0	0	300,000	1,900,000	750,000	0	0	0	2,950,000
37897	Paving & WL Reconstruction- Cabana/Fontaine	158,243	270,000	1,880,000	0	0	0	0	0	2,308,243
37896	Paving & WL Reconstruction- Pleasant Valley &	167,300	100,000	1,350,000	2,310,000	0	0	0	0	3,927,300
31284	Pinecrest Drive Improvements	0	0	0	7,000,000	0	0	0	0	7,000,000
31208	Plano Event Center Street Improvements	148,210	220,000	2,120,000	795,000	0	0	0	0	3,283,210
37784	Plano Parkway Intersection Improvements	400,119	420,000	1,410,000	0	0	0	0	0	2,230,119
37846	Redevelopment Street Improvements	867,917	100,000	500,000	1,000,000	1,000,000	1,000,000	1,000,000	1,200,000	6,667,917
31502	Residential Concrete Pavement Repair Zone C6	0	1,500,000	4,000,000	1,000,000	0	0	0	0	6,500,000
31506	Residential Concrete Pavement Repair Zone D6	0	0	2,000,000	2,000,000	0	0	0	0	4,000,000
31503	Residential Concrete Pavement Repair Zone G10	0	1,500,000	4,000,000	0	0	0	0	0	5,500,000
31504	Residential Concrete Pavement Repair Zone G3 -	0	1,500,000	4,000,000	0	0	0	0	0	5,500,000
31505	Residential Concrete Pavement Repair Zone K8	0	0	2,000,000	3,000,000	1,000,000	0	0	0	6,000,000
31500	Residential Concrete Pavement Repair Zone P4	230	3,000,000	3,500,000	1,500,000	0	0	0	0	8,000,230
31501	Residential Pavement Repair Zone I7 & N3	0	2,000,000	3,500,000	3,000,000	0	0	0	0	8,500,000
37752	Roadway Median Landscaping	1,758,520	75,000	75,000	75,000	75,000	75,000	0	220,000	2,353,520
37838	Screening Wall Reconstruction	470,337	100,000	1,500	3,000,000	3,000,000	3,000,000	0	4,000,000	13,571,837

	Project	Prior Yrs	Re-Est	2022-23	2023-24	2024-25	2025-26	2026-27	Future	Total
37874	Screening Wall Replacement- Amelia/Park/Cust	168,251	60,000	1,615,000	1,015,000	0	0	0	0	2,858,251
37879	Screening Wall Replacement - Coit Rd	0	0	200,000	3,700,000	0	0	0	0	3,900,000
37787	Screening Wall Replacement - Custer Rd from Tr	187,417	730,000	950,000	0	0	0	0	0	1,867,417
37806	Screening Wall Replacement - Independence Pk	349,157	830,000	1,370,000	1,500,000	0	0	0	0	4,049,157
37877	Screening Wall Replacement - Legacy Drive	0	150,000	350,000	2,430,000	0	0	0	0	2,930,000
37878	Screening Wall Replacement - Marsh Ln	0	0	250,000	4,350,000	0	0	0	0	4,600,000
37873	Screening Wall Replacement - Ohio Dr at Hedgc	139,353	235,000	882,000	0	0	0	0	0	1,256,353
37876	Screening Wall Replacement - Parkwood/Nassau	0	120,000	580,000	4,340,000	2,000,000	0	0	0	7,040,000
37875	Screening Wall Replacement - Preston Pointe	99,750	250,000	1,010,000	0	0	0	0	0	1,359,750
37828	Screening Wall Replacement - Redwolf Lane and	205,255	1,440,000	255,000	0	0	0	0	0	1,900,255
37880	Screening Wall Replacement: Park/Parker/Indep	0	0	200,000	2,400,000	3,700,000	0	0	0	6,300,000
36702	SH 121 Signal Upgrade 17 CMAQ	0	0	490,000	0	0	0	0	0	490,000
31260	Shiloh Road Expansion- Park Blvd to 14th St	673,848	1,580,000	10,850,000	1,020,000	0	0	0	0	14,123,848
34559	Sidewalk Improvements - 15th Street and Plano	298,449	1,590,000	0	300,000	1,500,000	0	0	0	3,688,449
34601	Sidewalk Improvements - Rockbrook/Trailridge/	0	70,000	885,000	240,000	0	0	0	0	1,195,000
34558	Sidewalk Improvements- Plano Pkwy from Indep	1,069,543	2,070,000	10,000	0	0	0	0	0	3,149,543
34555	Sidewalks	63,672	100,000	500,000	1,250,000	1,250,000	1,250,000	0	2,200,000	6,613,672

	Project	Prior Yrs	Re-Est	2022-23	2023-24	2024-25	2025-26	2026-27	Future	Total
31315	Spring Creek Pkwy - Park to Parker	0	0	0	500,000	500,000	2,530,000	0	2,525,000	6,055,000
37760	Street Lighting	2,432,500	50,000	50,000	50,000	50,000	0	0	0	2,632,500
33-P99	Street Projects Closed in FY 2021-22	7,385,247	4,967,205	0	0	0	0	0	0	12,352,452
37791	Street Reconstruction	1,702,497	700,000	100,000	2,800,000	4,000,000	2,000,000	0	0	11,302,497
36760	Traffic Cabinet, Local Controller, & Software De	0	200,000	4,059,284	2,520,000	630,000	0	0	0	7,409,284
36744	Traffic Signal Upgrade 17 CMAQ	0	200,000	1,867,000	0	0	0	0	0	2,067,000
36727	Traffic Signalization	11,185,223	500,000	300,000	1,500,000	3,000,000	1,500,000	0	0	17,985,223
36730	Traffic Studies, Plans & Models	32,879	250,000	250,000	150,000	150,000	150,000	0	0	982,879
36761	Transportation Technology Program Managemen	0	60,000	360,000	360,000	120,000	0	0	0	900,000
36757	Vehicle Detection System	0	90,000	210,000	0	0	0	0	0	300,000
37454	Water Rehab - Carriage Hill I, II & III	0	1,300,000	0	0	0	0	0	0	1,300,000
37452	Water Rehab - Cross Creek East	77,147	1,700,000	1,000,000	0	0	0	0	0	2,777,147
37201	Water Rehab - Frontier/Webster/Keenan/Redond	0	50,000	1,850,000	0	0	0	0	0	1,900,000
37205	Water Rehab - Parker Rd Estates Phase I	0	0	1,800,000	800,000	0	0	0	0	2,600,000
37206	Water Rehab - Parker Rd Estates Phase II	0	0	1,500,000	0	0	0	0	0	1,500,000
37453	Water Rehab - Parkview Additioon	0	100,000	900,000	0	0	0	0	0	1,000,000
37922	Water Rehab - Post Oak and Whiffletree II, III	0	508,000	2,030,000	0	0	0	0	0	2,538,000

Project		Prior Yrs	Re-Est	2022-23	2023-24	2024-25	2025-26	2026-27	Future	Total
37472	Water Rehab - River Bend Phase I	0	0	300,000	772,020	0	0	0	0	1,072,020
37471	Water Rehab - Steeplechase Estates	0	0	200,000	1,400,000	0	0	0	0	1,600,000
TOTAL		73,619,866	57,945,205	127,911,084	155,930,590	75,631,000	27,333,000	7,970,000	13,705,000	540,045,745

CITY OF PLANO

COMMUNITY INVESTMENT PROGRAM

Project Name: 10th St Paving & Reconstr - N Ave to Jupiter

Project Number: 37893

Start Date: Oct. 2020

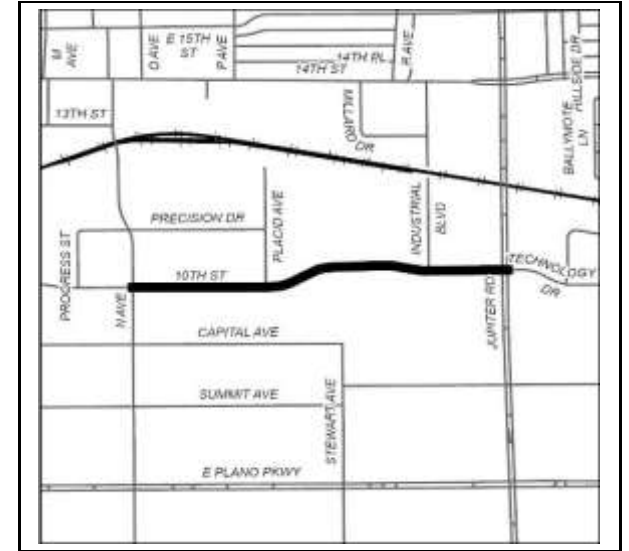
Description:

Completion Date: Sep. 2024

Project includes removal and replacement of 3,525 linear feet of full-width collector street pavement, sidewalks, driveways, barrier free ramps, and 1,320 linear feet of water line.

Project Number 7343

(See also Water CIP #68793).



EXPENDITURES	Prior Years	Re-Estimate	2022-23	2023-24	2024-25	2025-26	2026-27	Future Yrs	Total
Land	0	0	0	0	0	0	0	0	0
Design	102,820	250,000	70,000	20,000	0	0	0	0	442,820
Construction	0	0	1,500,000	2,000,000	0	0	0	0	3,500,000
Equipment	0	0	0	0	0	0	0	0	0
TOTAL	102,820	250,000	1,570,000	2,020,000	0	0	0	0	3,942,820
REVENUES	Prior Years	Re-Estimate	2022-23	2023-24	2024-25	2025-26	2026-27	Future Yrs	Total
Bond Funds	102,820	250,000	1,570,000	2,020,000	0	0	0	0	3,942,820
N/A	0	0	0	0	0	0	0	0	0
N/A	0	0	0	0	0	0	0	0	0
TOTAL	102,820	250,000	1,570,000	2,020,000	0	0	0	0	3,942,820
OPERATING BUDGET IMPACT			2022-23	2023-24	2024-25	2025-26	2026-27	Future Yrs	Total
			0	0	0	0	0	0	0

CITY OF PLANO

COMMUNITY INVESTMENT PROGRAM

Project Name: 15th St Paving & Reconstr - Municipal to P & R to Jupiter

Project Number: 37894

Start Date: Oct. 2020

Description:

Completion Date: Mar. 2024

Project includes removal and replacement of 3,065 linear feet of full-width collector street pavement, sidewalks, driveways, barrier free ramps, and 3,225 linear feet of water line

Project Number 7298

(See also Water CIP #68794).



EXPENDITURES	Prior Years	Re-Estimate	2022-23	2023-24	2024-25	2025-26	2026-27	Future Yrs	Total
Land	0	0	0	0	0	0	0	0	0
Design	268,530	160,000	148,000	110,570	40,000	0	0	0	727,100
Construction	0	0	0	3,000,000	1,800,000	0	0	0	4,800,000
Equipment	0	0	0	0	0	0	0	0	0
TOTAL	268,530	160,000	148,000	3,110,570	1,840,000	0	0	0	5,527,100
REVENUES	Prior Years	Re-Estimate	2022-23	2023-24	2024-25	2025-26	2026-27	Future Yrs	Total
Bond Funds	268,530	160,000	148,000	3,110,570	1,840,000	0	0	0	5,527,100
N/A	0	0	0	0	0	0	0	0	0
N/A	0	0	0	0	0	0	0	0	0
TOTAL	268,530	160,000	148,000	3,110,570	1,840,000	0	0	0	5,527,100
OPERATING BUDGET IMPACT			2022-23	2023-24	2024-25	2025-26	2026-27	Future Yrs	Total
			0	0	0	0	0	0	0

CITY OF PLANO

COMMUNITY INVESTMENT PROGRAM

Project Name: 17th Street Paving Recon-P Avenue to Jupiter Road

Project Number: 37571

Start Date: Oct. 2019

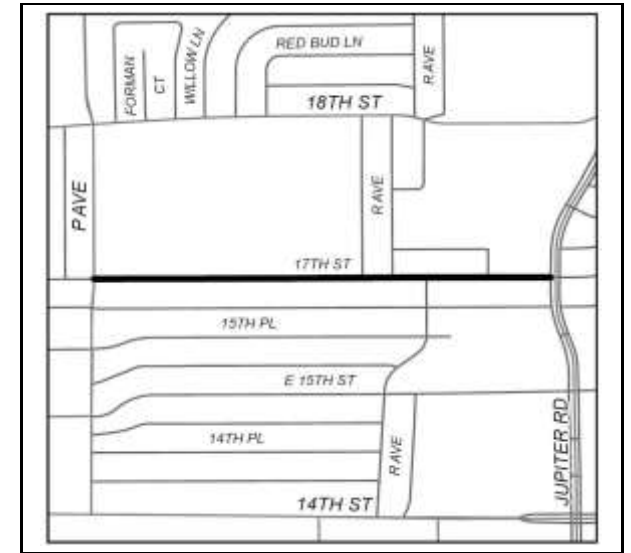
Description:

Completion Date: Jun. 2023

Removal and replacement of 2,400 linear feet of full-width collector street pavement, sidewalks, driveways, barrier free ramps and 2,450 linear feet of water line

Project Number 7222

(See also Water CIP #68571)



EXPENDITURES	Prior Years	Re-Estimate	2022-23	2023-24	2024-25	2025-26	2026-27	Future Yrs	Total
Land	1,135	0	0	0	0	0	0	0	1,135
Design	171,013	80,000	40,000	0	0	0	0	0	291,013
Construction	141,746	200,000	1,607,800	0	0	0	0	0	1,949,546
Equipment	0	0	0	0	0	0	0	0	0
TOTAL	313,894	280,000	1,647,800	0	0	0	0	0	2,241,694

REVENUES	Prior Years	Re-Estimate	2022-23	2023-24	2024-25	2025-26	2026-27	Future Yrs	Total
Bond Funds	313,894	280,000	1,647,800	0	0	0	0	0	2,241,694
N/A	0	0	0	0	0	0	0	0	0
N/A	0	0	0	0	0	0	0	0	0
TOTAL	313,894	280,000	1,647,800	0	0	0	0	0	2,241,694

OPERATING BUDGET IMPACT	2022-23	2023-24	2024-25	2025-26	2026-27	Future Yrs	Total
	0	0	0	0	0	0	0

CITY OF PLANO

COMMUNITY INVESTMENT PROGRAM

Project Name: 19 Residential Street & Alley Replacement

Project Number: 31206

Start Date: Oct. 2019

Description:

Completion Date: Sep. 2022

Pavement repairs on streets, alleys and sidewalks within residential neighborhoods.



EXPENDITURES	Prior Years	Re-Estimate	2022-23	2023-24	2024-25	2025-26	2026-27	Future Yrs	Total
Land	0	0	0	0	0	0	0	0	0
Design	0	0	0	0	0	0	0	0	0
Construction	10,324,330	2,500,000	0	0	0	0	0	0	12,824,330
Equipment	0	0	0	0	0	0	0	0	0
TOTAL	10,324,330	2,500,000	0	0	0	0	0	0	12,824,330

REVENUES	Prior Years	Re-Estimate	2022-23	2023-24	2024-25	2025-26	2026-27	Future Yrs	Total
Bond Funds	10,324,330	2,500,000	0	0	0	0	0	0	12,824,330
N/A	0	0	0	0	0	0	0	0	0
N/A	0	0	0	0	0	0	0	0	0
TOTAL	10,324,330	2,500,000	0	0	0	0	0	0	12,824,330

OPERATING BUDGET IMPACT	2022-23	2023-24	2024-25	2025-26	2026-27	Future Yrs	Total
	0	0	0	0	0	0	0

CITY OF PLANO

COMMUNITY INVESTMENT PROGRAM

Project Name: 2021 Arterial Repairs

Project Number: 31212

Start Date: Oct. 2021

Description:

Completion Date: Sep. 2025

Paving repairs along major Plano thoroughfares.



EXPENDITURES	Prior Years	Re-Estimate	2022-23	2023-24	2024-25	2025-26	2026-27	Future Yrs	Total
Land	0	0	0	0	0	0	0	0	0
Design	0	0	0	0	0	0	0	0	0
Construction	0	2,000,000	4,500,000	11,500,000	12,000,000	0	0	0	30,000,000
Equipment	0	0	0	0	0	0	0	0	0
TOTAL	0	2,000,000	4,500,000	11,500,000	12,000,000	0	0	0	30,000,000

REVENUES	Prior Years	Re-Estimate	2022-23	2023-24	2024-25	2025-26	2026-27	Future Yrs	Total
Bond Funds	0	2,000,000	4,500,000	11,500,000	12,000,000	0	0	0	30,000,000
N/A	0	0	0	0	0	0	0	0	0
N/A	0	0	0	0	0	0	0	0	0
TOTAL	0	2,000,000	4,500,000	11,500,000	12,000,000	0	0	0	30,000,000

OPERATING BUDGET IMPACT	2022-23	2023-24	2024-25	2025-26	2026-27	Future Yrs	Total
	0	0	0	0	0	0	0

CITY OF PLANO

COMMUNITY INVESTMENT PROGRAM

Project Name: 2021 Residential Street & Alley

Project Number: 31211

Start Date: Oct. 2021

Description:

Completion Date: Sep. 2025

Pavement repairs on streets, alleys and sidewalks within residential neighborhoods.



EXPENDITURES	Prior Years	Re-Estimate	2022-23	2023-24	2024-25	2025-26	2026-27	Future Yrs	Total
Land	0	0	0	0	0	0	0	0	0
Design	0	0	0	0	0	0	0	0	0
Construction	0	1,500,000	2,000,000	10,000,000	12,500,000	0	0	0	26,000,000
Equipment	0	0	0	0	0	0	0	0	0
TOTAL	0	1,500,000	2,000,000	10,000,000	12,500,000	0	0	0	26,000,000

REVENUES	Prior Years	Re-Estimate	2022-23	2023-24	2024-25	2025-26	2026-27	Future Yrs	Total
Bond Funds	0	1,500,000	2,000,000	10,000,000	12,500,000	0	0	0	26,000,000
N/A	0	0	0	0	0	0	0	0	0
N/A	0	0	0	0	0	0	0	0	0
TOTAL	0	1,500,000	2,000,000	10,000,000	12,500,000	0	0	0	26,000,000

OPERATING BUDGET IMPACT	2022-23	2023-24	2024-25	2025-26	2026-27	Future Yrs	Total
	0	0	0	0	0	0	0

CITY OF PLANO

COMMUNITY INVESTMENT PROGRAM

Project Name: 2022 Screening Wall Detail Updates

Project Number: 37881

Start Date: Oct. 2022

Description:

Completion Date: Sep. 2023

Project includes a detailed geotechnical study of soil characteristics, structural analysis of foundations and design calculation guidelines, and standard construction detail updates for use city wide when constructing new or reconstructing existing brick and mortar screening walls and foundations within the City of Plano.

Project Number 7559



EXPENDITURES	Prior Years	Re-Estimate	2022-23	2023-24	2024-25	2025-26	2026-27	Future Yrs	Total
Land	0	0	0	0	0	0	0	0	0
Design	0	0	98,500	0	0	0	0	0	98,500
Construction	0	0	0	0	0	0	0	0	0
Equipment	0	0	0	0	0	0	0	0	0
TOTAL	0	0	98,500	0	0	0	0	0	98,500

REVENUES	Prior Years	Re-Estimate	2022-23	2023-24	2024-25	2025-26	2026-27	Future Yrs	Total
Bond Funds	0	0	98,500	0	0	0	0	0	98,500
N/A	0	0	0	0	0	0	0	0	0
N/A	0	0	0	0	0	0	0	0	0
TOTAL	0	0	98,500	0	0	0	0	0	98,500

OPERATING BUDGET IMPACT	2022-23	2023-24	2024-25	2025-26	2026-27	Future Yrs	Total
	0	0	0	0	0	0	0

CITY OF PLANO

COMMUNITY INVESTMENT PROGRAM

Project Name: 2022 Traffic Signal Construction

Project Number: 36756

Start Date: Oct. 2021

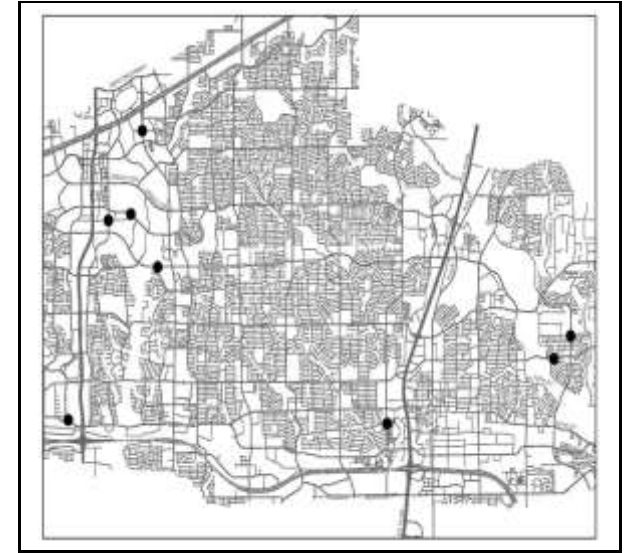
Description:

Completion Date: Sep. 2023

Design and construction of 8 new traffic signal locations:

- Alma Dr & Janwood Dr
- Los Rios Blvd & Merriman Dr
- Park Blvd & San Gabriel Dr
- Parkwood Blvd & Democracy Dr
- Plano Parkway & International Pkwy
- Preston Rd & Towne Square Dr
- Spring Creek Blvd & Baywater Dr
- Tennyson Pkwy & Democracy Dr

Project Number 7391



EXPENDITURES	Prior Years	Re-Estimate	2022-23	2023-24	2024-25	2025-26	2026-27	Future Yrs	Total
Land	0	0	0	0	0	0	0	0	0
Design	0	500,000	0	0	0	0	0	0	500,000
Construction	0	0	2,300,000	0	0	0	0	0	2,300,000
Equipment	0	0	0	0	0	0	0	0	0
TOTAL	0	500,000	2,300,000	0	0	0	0	0	2,800,000

REVENUES	Prior Years	Re-Estimate	2022-23	2023-24	2024-25	2025-26	2026-27	Future Yrs	Total
Bond Funds	0	500,000	2,300,000	0	0	0	0	0	2,800,000
N/A	0	0	0	0	0	0	0	0	0
N/A	0	0	0	0	0	0	0	0	0
TOTAL	0	500,000	2,300,000	0	0	0	0	0	2,800,000

OPERATING BUDGET IMPACT	2022-23	2023-24	2024-25	2025-26	2026-27	Future Yrs	Total
	0	0	0	0	0	0	0

CITY OF PLANO

COMMUNITY INVESTMENT PROGRAM

Project Name: Alley Reconstruction

Project Number: 37766

Start Date: Oct. 2010

Description:

Completion Date: Sep. 2027

Reconstruction of deteriorated concrete alleys. Funding will be transferred to specific projects as they are identified.



EXPENDITURES	Prior Years	Re-Estimate	2022-23	2023-24	2024-25	2025-26	2026-27	Future Yrs	Total
Land	1,019	0	0	0	0	0	0	0	1,019
Design	215,940	94,500	0	100,000	100,000	100,000	100,000	0	710,440
Construction	2,160,051	0	30,000	900,000	900,000	900,000	900,000	1,000,000	6,790,051
Equipment	0	0	0	0	0	0	0	0	0
TOTAL	2,377,010	94,500	30,000	1,000,000	1,000,000	1,000,000	1,000,000	1,000,000	7,501,510

REVENUES	Prior Years	Re-Estimate	2022-23	2023-24	2024-25	2025-26	2026-27	Future Yrs	Total
Bond Funds	2,377,010	94,500	30,000	1,000,000	1,000,000	1,000,000	1,000,000	1,000,000	7,501,510
N/A	0	0	0	0	0	0	0	0	0
N/A	0	0	0	0	0	0	0	0	0
TOTAL	2,377,010	94,500	30,000	1,000,000	1,000,000	1,000,000	1,000,000	1,000,000	7,501,510

OPERATING BUDGET IMPACT	2022-23	2023-24	2024-25	2025-26	2026-27	Future Yrs	Total
	0	0	0	0	0	0	0

CITY OF PLANO

COMMUNITY INVESTMENT PROGRAM

Project Name: Alley Reconstruction - Armstrong Dr, Fairfield Dr...

Project Number: 37899

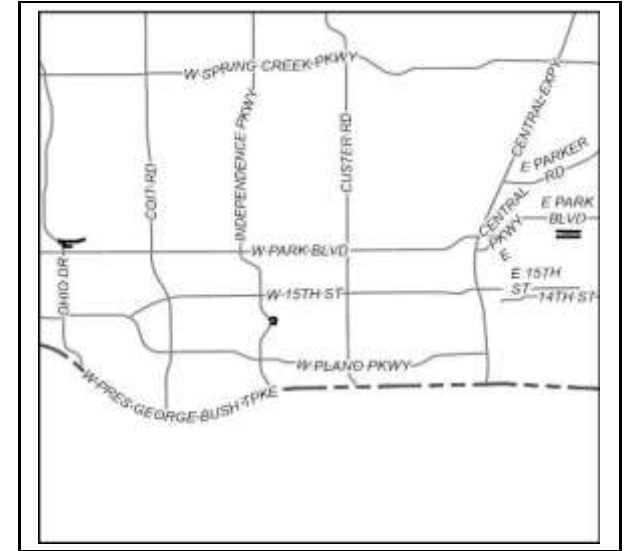
Start Date: Oct. 2020

Description:

Completion Date: Jan. 2023

Project includes removal and replacement of 5,435 linear feet of alley pavement at the following locations:

1. Armstrong Drive - N Avenue to P Avenue (1,260')
2. Fairfield Drive - N Avenue to P Avenue (1,260')
3. Early Morn Drive - Early Morn Drive to Decator Drive (1,480')
4. Fremont Lane - Fremont Lane to Tee (550')
5. Elmcrest Circle - Independence Parkway to Independence Parkway (885')



EXPENDITURES	Prior Years	Re-Estimate	2022-23	2023-24	2024-25	2025-26	2026-27	Future Yrs	Total
Land	0	0	0	0	0	0	0	0	0
Design	141,700	50,000	20,000	0	0	0	0	0	211,700
Construction	0	200,000	1,070,000	0	0	0	0	0	1,270,000
Equipment	0	0	0	0	0	0	0	0	0
TOTAL	141,700	250,000	1,090,000	0	0	0	0	0	1,481,700

REVENUES	Prior Years	Re-Estimate	2022-23	2023-24	2024-25	2025-26	2026-27	Future Yrs	Total
Bond Funds	141,700	250,000	1,090,000	0	0	0	0	0	1,481,700
N/A	0	0	0	0	0	0	0	0	0
N/A	0	0	0	0	0	0	0	0	0
TOTAL	141,700	250,000	1,090,000	0	0	0	0	0	1,481,700

OPERATING BUDGET IMPACT	2022-23	2023-24	2024-25	2025-26	2026-27	Future Yrs	Total
	0	0	0	0	0	0	0

CITY OF PLANO

COMMUNITY INVESTMENT PROGRAM

Project Name: Alley Reconstruction - Biltmore Pl, Rochelle Dr, ...

Project Number: 37785

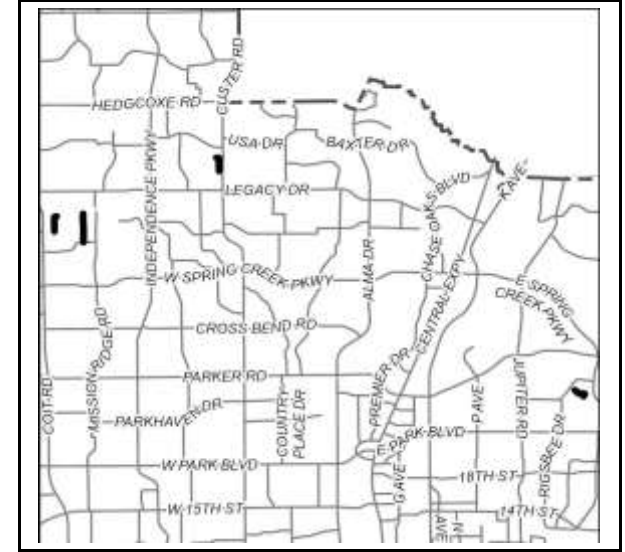
Start Date: Oct. 2019

Description:

Completion Date: Dec. 2023

Removal and replacement of 4,675 linear feet of alley pavement at the following locations:

1. Biltmore Place (6733-6821) - Denham Way to Biltmore Place (1,100 ft)
2. Rochelle Drive 0 (6800-6812) - alley intersection behind Coach House Lane to alley intersection directly north (375 ft)
3. Coach House Lane (6700-6816) - Sailmaker Lane to alley intersection behind Rochelle Drive (1,400 ft)
4. Grayson Drive (7200-7216) - Grayson Drive (north) to alley intersection (950 ft)
5. Queens Way (3001-3113) - Monarch Drive to Queens Way (850 ft)



EXPENDITURES	Prior Years	Re-Estimate	2022-23	2023-24	2024-25	2025-26	2026-27	Future Yrs	Total
Land	0	0	0	0	0	0	0	0	0
Design	143,270	84,000	70,000	30,000	0	0	0	0	327,270
Construction	0	0	200,000	1,980,000	0	0	0	0	2,180,000
Equipment	0	0	0	0	0	0	0	0	0
TOTAL	143,270	84,000	270,000	2,010,000	0	0	0	0	2,507,270

REVENUES	Prior Years	Re-Estimate	2022-23	2023-24	2024-25	2025-26	2026-27	Future Yrs	Total
Bond Funds	143,270	84,000	270,000	2,010,000	0	0	0	0	2,507,270
N/A	0	0	0	0	0	0	0	0	0
N/A	0	0	0	0	0	0	0	0	0
TOTAL	143,270	84,000	270,000	2,010,000	0	0	0	0	2,507,270

OPERATING BUDGET IMPACT	2022-23	2023-24	2024-25	2025-26	2026-27	Future Yrs	Total
	0	0	0	0	0	0	0

CITY OF PLANO

COMMUNITY INVESTMENT PROGRAM

Project Name: Alley Reconstruction - Chandler Dr, Brunchberry Ln...

Project Number: 37898

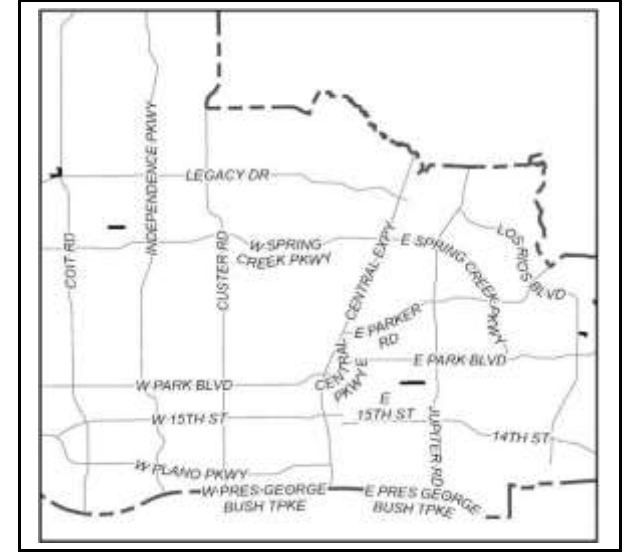
Start Date: Oct. 2020

Description:

Completion Date: Feb. 2024

Project includes removal and replacement of 4,685 linear feet of alley pavement at the following locations:

1. Chandler Drive - Los Altos Drive to Chandler Drive (1,320')
2. Overglan Drive - P Avenue to R Avenue (1,710')
3. Brunchberry Lane - Mission Ridge Road to Stillwell Road (1,150')
4. Karen Court - Wilma Lane to Karen Court (505')



EXPENDITURES	Prior Years	Re-Estimate	2022-23	2023-24	2024-25	2025-26	2026-27	Future Yrs	Total
Land	0	0	0	0	0	0	0	0	0
Design	133,817	230,000	80,000	0	0	0	0	0	443,817
Construction	0	0	1,500,000	600,000	0	0	0	0	2,100,000
Equipment	0	0	0	0	0	0	0	0	0
TOTAL	133,817	230,000	1,580,000	600,000	0	0	0	0	2,543,817

REVENUES	Prior Years	Re-Estimate	2022-23	2023-24	2024-25	2025-26	2026-27	Future Yrs	Total
Bond Funds	133,817	230,000	1,580,000	600,000	0	0	0	0	2,543,817
N/A	0	0	0	0	0	0	0	0	0
N/A	0	0	0	0	0	0	0	0	0
TOTAL	133,817	230,000	1,580,000	600,000	0	0	0	0	2,543,817

OPERATING BUDGET IMPACT	2022-23	2023-24	2024-25	2025-26	2026-27	Future Yrs	Total
	0	0	0	0	0	0	0

CITY OF PLANO

COMMUNITY INVESTMENT PROGRAM

Project Name: Alley Reconstruction - OakShores/Sunflower/WindingBrook/etc

Project Number: 37683

Start Date: Oct. 2022

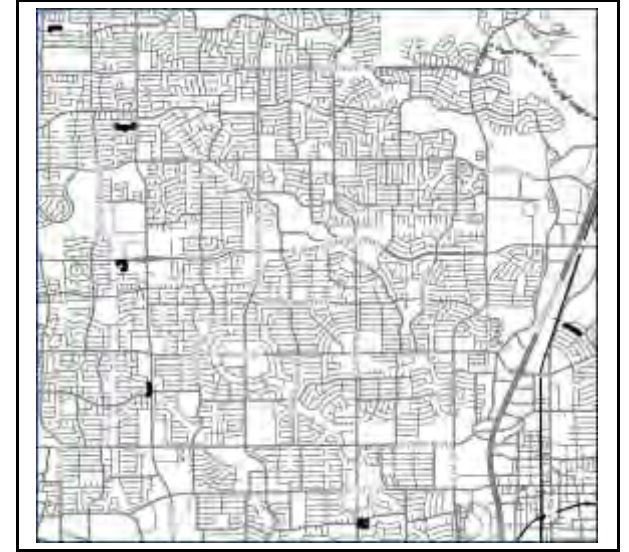
Description:

Completion Date: Sep. 2024

Includes the removal and replacement of 5,700 LF of alley pavement at the following locations:

1. Oak Shores Drive to Alley Tee (745 LF)
2. Sunflower Lane (Includes Alley Tee to Sun Meadows Street) (715 LF)
3. Winding Brook Drive (Winding Brook Drive to Cave River Drive) (1,150 LF)
4. Westmoreland Drive (Westmoreland Drive to Alley Tee) (780 LF)
5. Sandpiper Circle (Balboa Way to Balboa Way) (1,275 LF)
6. Cherrywood Lane (Chelsea Lane to Cherrywood Lane) (1,035 LF)

Project Number 7575



EXPENDITURES	Prior Years	Re-Estimate	2022-23	2023-24	2024-25	2025-26	2026-27	Future Yrs	Total
Land	0	0	0	0	0	0	0	0	0
Design	0	0	200,000	100,000	0	0	0	0	300,000
Construction	0	0	0	1,600,000	0	0	0	0	1,600,000
Equipment	0	0	0	0	0	0	0	0	0
TOTAL	0	0	200,000	1,700,000	0	0	0	0	1,900,000

REVENUES	Prior Years	Re-Estimate	2022-23	2023-24	2024-25	2025-26	2026-27	Future Yrs	Total
Bond Funds	0	0	200,000	1,700,000	0	0	0	0	1,900,000
N/A	0	0	0	0	0	0	0	0	0
N/A	0	0	0	0	0	0	0	0	0
TOTAL	0	0	200,000	1,700,000	0	0	0	0	1,900,000

OPERATING BUDGET IMPACT	2022-23	2023-24	2024-25	2025-26	2026-27	Future Yrs	Total
	0	0	0	0	0	0	0

CITY OF PLANO

COMMUNITY INVESTMENT PROGRAM

Project Name: Arterial Concrete Repair Park Blvd East

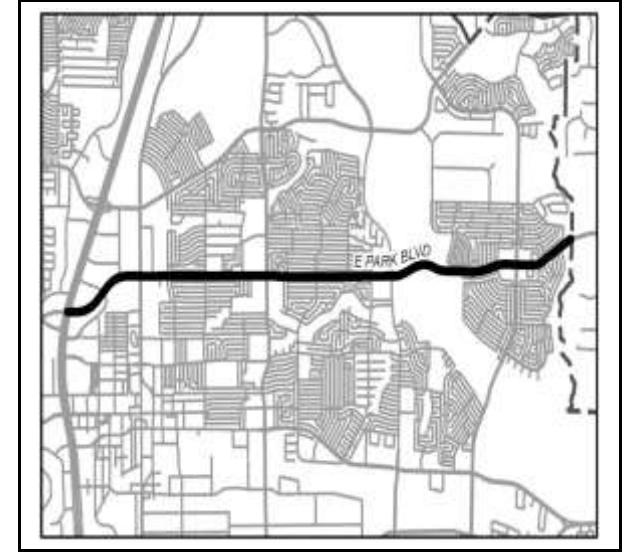
Project Number: 33-P07

Start Date: Oct. 2023

Description:

Completion Date: Sep. 2026

Project will rehab street and sidewalk between US 75 and the East City Limits.



EXPENDITURES	Prior Years	Re-Estimate	2022-23	2023-24	2024-25	2025-26	2026-27	Future Yrs	Total
Land	0	0	0	0	0	0	0	0	0
Design	0	0	0	0	0	0	0	0	0
Construction	0	0	0	2,000,000	4,000,000	1,000,000	0	0	7,000,000
Equipment	0	0	0	0	0	0	0	0	0
TOTAL	0	0	0	2,000,000	4,000,000	1,000,000	0	0	7,000,000
REVENUES	Prior Years	Re-Estimate	2022-23	2023-24	2024-25	2025-26	2026-27	Future Yrs	Total
Bond Funds	0	0	0	2,000,000	4,000,000	1,000,000	0	0	7,000,000
N/A	0	0	0	0	0	0	0	0	0
N/A	0	0	0	0	0	0	0	0	0
TOTAL	0	0	0	2,000,000	4,000,000	1,000,000	0	0	7,000,000
OPERATING BUDGET IMPACT			2022-23	2023-24	2024-25	2025-26	2026-27	Future Yrs	Total
			0	0	0	0	0	0	0

CITY OF PLANO

COMMUNITY INVESTMENT PROGRAM

Project Name: Arterial Concrete Repair Park Blvd West

Project Number: 33-P08

Start Date: Oct. 2023

Description:

Completion Date: Sep. 2026

Project will rehab street and sidewalk between the West City Limits and US 75.



EXPENDITURES	Prior Years	Re-Estimate	2022-23	2023-24	2024-25	2025-26	2026-27	Future Yrs	Total
Land	0	0	0	0	0	0	0	0	0
Design	0	0	0	0	0	0	0	0	0
Construction	0	0	0	2,000,000	4,000,000	1,000,000	0	0	7,000,000
Equipment	0	0	0	0	0	0	0	0	0
TOTAL	0	0	0	2,000,000	4,000,000	1,000,000	0	0	7,000,000

REVENUES	Prior Years	Re-Estimate	2022-23	2023-24	2024-25	2025-26	2026-27	Future Yrs	Total
Bond Funds	0	0	0	2,000,000	4,000,000	1,000,000	0	0	7,000,000
N/A	0	0	0	0	0	0	0	0	0
N/A	0	0	0	0	0	0	0	0	0
TOTAL	0	0	0	2,000,000	4,000,000	1,000,000	0	0	7,000,000

OPERATING BUDGET IMPACT	2022-23	2023-24	2024-25	2025-26	2026-27	Future Yrs	Total
	0	0	0	0	0	0	0

CITY OF PLANO

COMMUNITY INVESTMENT PROGRAM

Project Name: Arterial Overlay Coit Road and Plano Parkway

Project Number: 31602

Start Date: Jul. 2022

Description:

Completion Date: Dec. 2022

Furnishing and laying down Thin Bonded Hot Mix Wearing Course, Type B as well as some small arterial concrete repairs on Coit Road between Parker Road and SH 121 and on Plano Pkwy between Park Blvd and Preston Rd



EXPENDITURES	Prior Years	Re-Estimate	2022-23	2023-24	2024-25	2025-26	2026-27	Future Yrs	Total
Land	0	0	0	0	0	0	0	0	0
Design	0	0	0	0	0	0	0	0	0
Construction	0	4,000,000	1,000,000	0	0	0	0	0	5,000,000
Equipment	0	0	0	0	0	0	0	0	0
TOTAL	0	4,000,000	1,000,000	0	0	0	0	0	5,000,000

REVENUES	Prior Years	Re-Estimate	2022-23	2023-24	2024-25	2025-26	2026-27	Future Yrs	Total
Bond Funds	0	4,000,000	1,000,000	0	0	0	0	0	5,000,000
N/A	0	0	0	0	0	0	0	0	0
N/A	0	0	0	0	0	0	0	0	0
TOTAL	0	4,000,000	1,000,000	0	0	0	0	0	5,000,000

OPERATING BUDGET IMPACT	2022-23	2023-24	2024-25	2025-26	2026-27	Future Yrs	Total
	0	0	0	0	0	0	0

CITY OF PLANO

COMMUNITY INVESTMENT PROGRAM

Project Name: Arterial Overlay Independence and Hedgcoxe

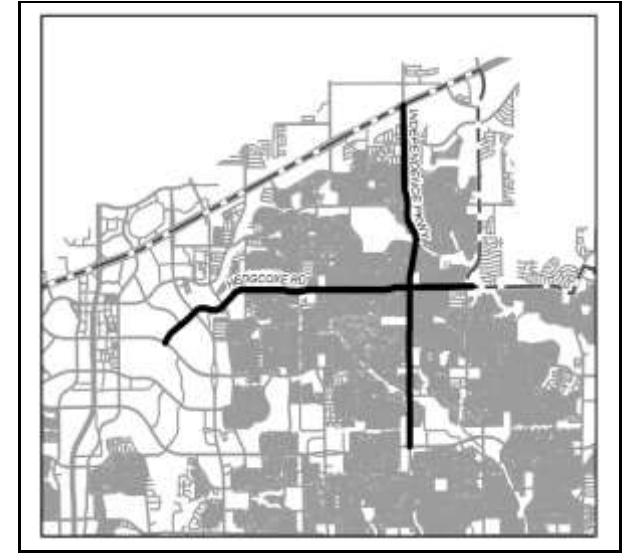
Project Number: 33-P06

Start Date: Oct. 2023

Description:

Completion Date: Sep. 2024

Project will complete phase II of the Independence Parkway and Hedgcoxe Road street rehab by installing an ultra-thin overlay over the recent concrete repairs on Independence Parkway from Spring Creek Parkway to SH 121 and Hedgcoxe Road from Legacy Drive to Custer Road.



EXPENDITURES	Prior Years	Re-Estimate	2022-23	2023-24	2024-25	2025-26	2026-27	Future Yrs	Total
Land	0	0	0	0	0	0	0	0	0
Design	0	0	0	0	0	0	0	0	0
Construction	0	0	0	3,500,000	0	0	0	0	3,500,000
Equipment	0	0	0	0	0	0	0	0	0
TOTAL	0	0	0	3,500,000	0	0	0	0	3,500,000

REVENUES	Prior Years	Re-Estimate	2022-23	2023-24	2024-25	2025-26	2026-27	Future Yrs	Total
Bond Funds	0	0	0	3,500,000	0	0	0	0	3,500,000
N/A	0	0	0	0	0	0	0	0	0
N/A	0	0	0	0	0	0	0	0	0
TOTAL	0	0	0	3,500,000	0	0	0	0	3,500,000

OPERATING BUDGET IMPACT	2022-23	2023-24	2024-25	2025-26	2026-27	Future Yrs	Total
	0	0	0	0	0	0	0

CITY OF PLANO

COMMUNITY INVESTMENT PROGRAM

Project Name: Arterial Overlay Legacy Drive - Custer Rd to US 75

Project Number: 31600

Start Date: Oct. 2021

Description:

Completion Date: Sep. 2022

Furnishing and laying down Thin Bonded Hot Mix Wearing Course, Type B on Legacy Drive from Custer Road to just west of US 75.



EXPENDITURES	Prior Years	Re-Estimate	2022-23	2023-24	2024-25	2025-26	2026-27	Future Yrs	Total
Land	0	0	0	0	0	0	0	0	0
Design	0	0	0	0	0	0	0	0	0
Construction	0	1,500,000	0	0	0	0	0	0	1,500,000
Equipment	0	0	0	0	0	0	0	0	0
TOTAL	0	1,500,000	0	0	0	0	0	0	1,500,000

REVENUES	Prior Years	Re-Estimate	2022-23	2023-24	2024-25	2025-26	2026-27	Future Yrs	Total
Bond Funds	0	1,500,000	0	0	0	0	0	0	1,500,000
N/A	0	0	0	0	0	0	0	0	0
N/A	0	0	0	0	0	0	0	0	0
TOTAL	0	1,500,000	0	0	0	0	0	0	1,500,000

OPERATING BUDGET IMPACT	2022-23	2023-24	2024-25	2025-26	2026-27	Future Yrs	Total
	0	0	0	0	0	0	0

CITY OF PLANO

COMMUNITY INVESTMENT PROGRAM

Project Name: Arterial Overlay Park Blvd

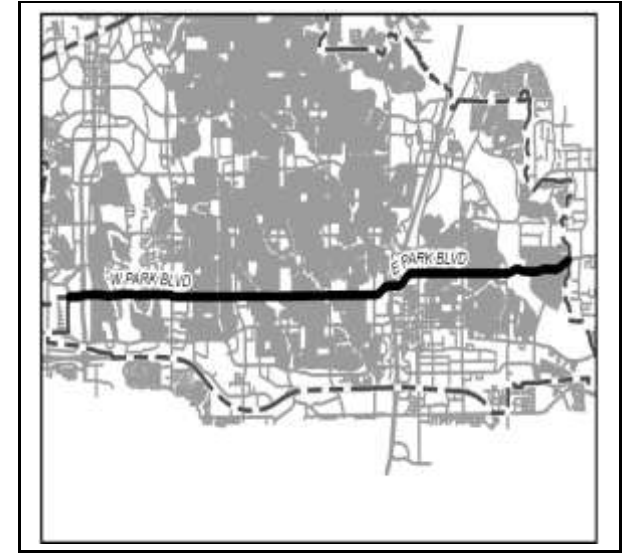
Project Number: 33-P09

Start Date: Oct. 2025

Description:

Completion Date: Sep. 2026

Project will complete phase II of the Park Boulevard East and West street rehab by installing an ultra-thin overlay over the recent concrete repairs on Park Boulevard from the East City Limits to the West City Limits.



EXPENDITURES	Prior Years	Re-Estimate	2022-23	2023-24	2024-25	2025-26	2026-27	Future Yrs	Total
Land	0	0	0	0	0	0	0	0	0
Design	0	0	0	0	0	0	0	0	0
Construction	0	0	0	0	0	7,000,000	0	0	7,000,000
Equipment	0	0	0	0	0	0	0	0	0
TOTAL	0	0	0	0	0	7,000,000	0	0	7,000,000
REVENUES	Prior Years	Re-Estimate	2022-23	2023-24	2024-25	2025-26	2026-27	Future Yrs	Total
Bond Funds	0	0	0	0	0	7,000,000	0	0	7,000,000
N/A	0	0	0	0	0	0	0	0	0
N/A	0	0	0	0	0	0	0	0	0
TOTAL	0	0	0	0	0	7,000,000	0	0	7,000,000
OPERATING BUDGET IMPACT			2022-23	2023-24	2024-25	2025-26	2026-27	Future Yrs	Total
			0	0	0	0	0	0	0

CITY OF PLANO

COMMUNITY INVESTMENT PROGRAM

Project Name: Arterial Overlay Parker Road East and West

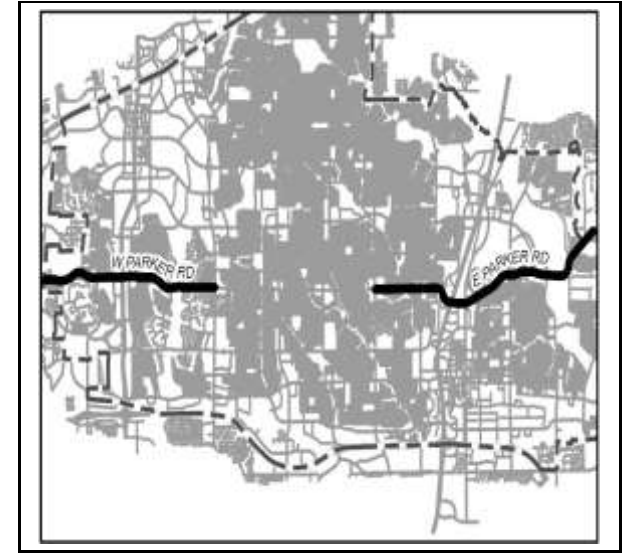
Project Number: 33-P05

Start Date: Oct. 2023

Description:

Completion Date: Sep. 2024

Project will complete phase II of the Parker Road East and West street rehab by installing an ultra-thin overlay over the recent concrete repairs on Parker Road from the West City Limits to Preston Road and from Custer Road to the East City Limits



EXPENDITURES	Prior Years	Re-Estimate	2022-23	2023-24	2024-25	2025-26	2026-27	Future Yrs	Total
Land	0	0	0	0	0	0	0	0	0
Design	0	0	0	0	0	0	0	0	0
Construction	0	0	0	5,000,000	0	0	0	0	5,000,000
Equipment	0	0	0	0	0	0	0	0	0
TOTAL	0	0	0	5,000,000	0	0	0	0	5,000,000

REVENUES	Prior Years	Re-Estimate	2022-23	2023-24	2024-25	2025-26	2026-27	Future Yrs	Total
Bond Funds	0	0	0	5,000,000	0	0	0	0	5,000,000
N/A	0	0	0	0	0	0	0	0	0
N/A	0	0	0	0	0	0	0	0	0
TOTAL	0	0	0	5,000,000	0	0	0	0	5,000,000

OPERATING BUDGET IMPACT	2022-23	2023-24	2024-25	2025-26	2026-27	Future Yrs	Total
	0	0	0	0	0	0	0

CITY OF PLANO

COMMUNITY INVESTMENT PROGRAM

Project Name: Arterial Overlay Parkwood Blvd Plano Pkwy to Windhaven

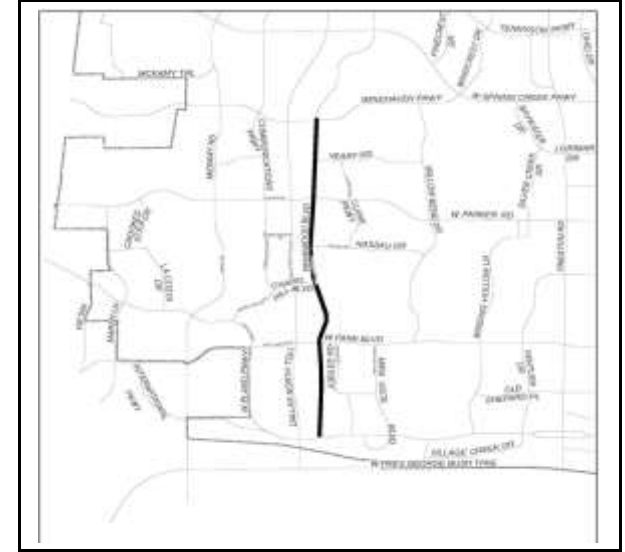
Project Number: 31607

Start Date: Oct. 2022

Description:

Completion Date: Sep. 2023

Project will complete phase II of the Parkwood Blvd street rehab by installing an ultra-thin overlay over the recent concrete repairs on Parkwood Boulevard from Plano Parkway to Spring Creek Parkway.



EXPENDITURES	Prior Years	Re-Estimate	2022-23	2023-24	2024-25	2025-26	2026-27	Future Yrs	Total
Land	0	0	0	0	0	0	0	0	0
Design	0	0	0	0	0	0	0	0	0
Construction	0	0	1,500,000	0	0	0	0	0	1,500,000
Equipment	0	0	0	0	0	0	0	0	0
TOTAL	0	0	1,500,000	0	0	0	0	0	1,500,000

REVENUES	Prior Years	Re-Estimate	2022-23	2023-24	2024-25	2025-26	2026-27	Future Yrs	Total
Bond Funds	0	0	1,500,000	0	0	0	0	0	1,500,000
N/A	0	0	0	0	0	0	0	0	0
N/A	0	0	0	0	0	0	0	0	0
TOTAL	0	0	1,500,000	0	0	0	0	0	1,500,000

OPERATING BUDGET IMPACT	2022-23	2023-24	2024-25	2025-26	2026-27	Future Yrs	Total
	0	0	0	0	0	0	0

CITY OF PLANO

COMMUNITY INVESTMENT PROGRAM

Project Name: Arterial Overlay Plano Parkway - US 75 to East City Limits

Project Number: 33-P04

Start Date: Oct. 2024

Description:

Completion Date: Sep. 2025

Project will complete phase II of the Plano Parkway East Rehab by installing an ultra-thin overlay over the recent concrete repairs on Plano Parkway from US 75 to the East City Limits.



EXPENDITURES	Prior Years	Re-Estimate	2022-23	2023-24	2024-25	2025-26	2026-27	Future Yrs	Total
Land	0	0	0	0	0	0	0	0	0
Design	0	0	0	0	0	0	0	0	0
Construction	0	0	0	0	3,000,000	0	0	0	3,000,000
Equipment	0	0	0	0	0	0	0	0	0
TOTAL	0	0	0	0	3,000,000	0	0	0	3,000,000

REVENUES	Prior Years	Re-Estimate	2022-23	2023-24	2024-25	2025-26	2026-27	Future Yrs	Total
Bond Funds	0	0	0	0	3,000,000	0	0	0	3,000,000
N/A	0	0	0	0	0	0	0	0	0
N/A	0	0	0	0	0	0	0	0	0
TOTAL	0	0	0	0	3,000,000	0	0	0	3,000,000

OPERATING BUDGET IMPACT	2022-23	2023-24	2024-25	2025-26	2026-27	Future Yrs	Total
	0	0	0	0	0	0	0

CITY OF PLANO

COMMUNITY INVESTMENT PROGRAM

Project Name: Arterial Pavement Repair Hedgcoxe Rd - Legacy Dr to Custer

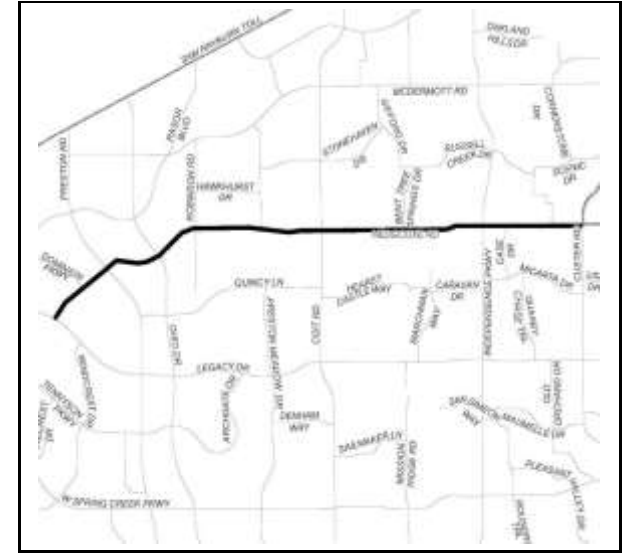
Project Number: 31605

Start Date: Aug. 2022

Description:

Completion Date: Oct. 2023

Project will provide street and sidewalk repairs along Hedgcoxe Road from Legacy Drive to Custer.



EXPENDITURES	Prior Years	Re-Estimate	2022-23	2023-24	2024-25	2025-26	2026-27	Future Yrs	Total
Land	0	0	0	0	0	0	0	0	0
Design	0	0	0	0	0	0	0	0	0
Construction	0	300,000	3,000,000	0	0	0	0	0	3,300,000
Equipment	0	0	0	0	0	0	0	0	0
TOTAL	0	300,000	3,000,000	0	0	0	0	0	3,300,000

REVENUES	Prior Years	Re-Estimate	2022-23	2023-24	2024-25	2025-26	2026-27	Future Yrs	Total
Bond Funds	0	300,000	3,000,000	0	0	0	0	0	3,300,000
N/A	0	0	0	0	0	0	0	0	0
N/A	0	0	0	0	0	0	0	0	0
TOTAL	0	300,000	3,000,000	0	0	0	0	0	3,300,000

OPERATING BUDGET IMPACT	2022-23	2023-24	2024-25	2025-26	2026-27	Future Yrs	Total
	0	0	0	0	0	0	0

CITY OF PLANO

COMMUNITY INVESTMENT PROGRAM

Project Name: Arterial Pavement Repair Parker Rd ECL to Country Place Dr

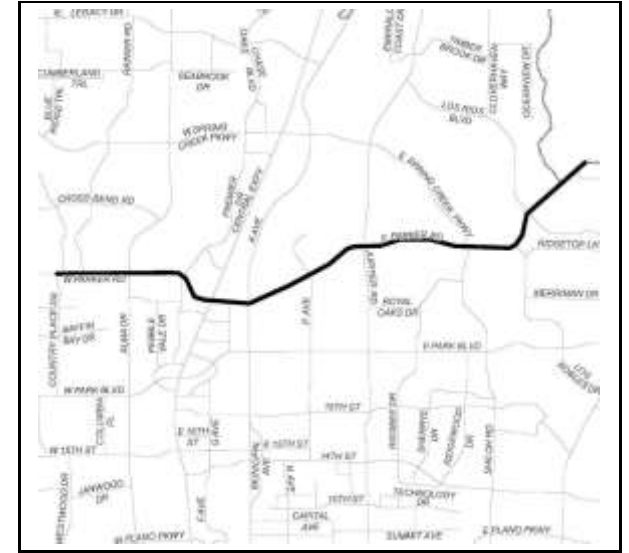
Project Number: 31603

Start Date: Aug. 2022

Description:

Completion Date: Oct. 2024

Removal and reconstruction of existing concrete arterial pavement and sidewalk repair on Parker Rd between the Eastern City Limits and Country Place Dr



CITY OF PLANO

COMMUNITY INVESTMENT PROGRAM

Project Name: Arterial Pavement Repair Parker Rd WCL to Preston Rd

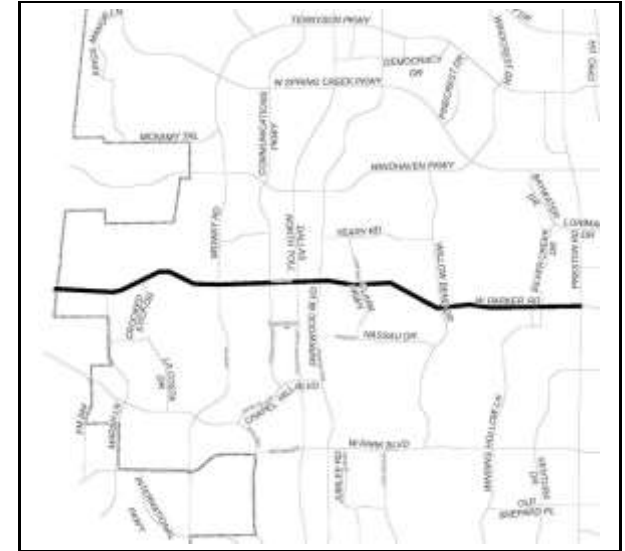
Project Number: 31604

Start Date: Aug. 2022

Description:

Completion Date: Oct. 2024

Removal and reconstruction of existing concrete arterial pavement and sidewalk repair on Parker Rd between West City Limit and Preston Rd



EXPENDITURES	Prior Years	Re-Estimate	2022-23	2023-24	2024-25	2025-26	2026-27	Future Yrs	Total
Land	0	0	0	0	0	0	0	0	0
Design	0	0	0	0	0	0	0	0	0
Construction	0	1,000,000	4,500,000	1,500,000	0	0	0	0	7,000,000
Equipment	0	0	0	0	0	0	0	0	0
TOTAL	0	1,000,000	4,500,000	1,500,000	0	0	0	0	7,000,000
REVENUES	Prior Years	Re-Estimate	2022-23	2023-24	2024-25	2025-26	2026-27	Future Yrs	Total
Bond Funds	0	1,000,000	4,500,000	1,500,000	0	0	0	0	7,000,000
N/A	0	0	0	0	0	0	0	0	0
N/A	0	0	0	0	0	0	0	0	0
TOTAL	0	1,000,000	4,500,000	1,500,000	0	0	0	0	7,000,000
OPERATING BUDGET IMPACT			2022-23	2023-24	2024-25	2025-26	2026-27	Future Yrs	Total
			0	0	0	0	0	0	0

CITY OF PLANO

COMMUNITY INVESTMENT PROGRAM

Project Name: Arterial Pavement Repair Plano Pky - US75 to East City Limit

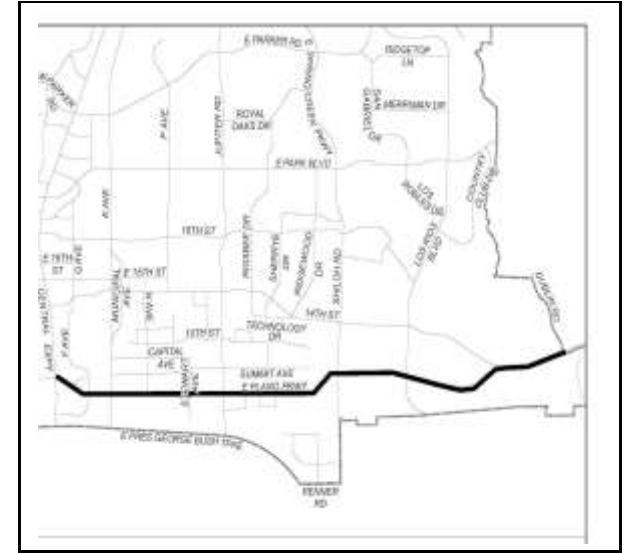
Project Number: 31601

Start Date: Jul. 2022

Description:

Completion Date: Nov. 2023

Removal and reconstruction of existing concrete arterial pavement and sidewalk repair on Plano Pkwy between US 75 to East City Limit



EXPENDITURES	Prior Years	Re-Estimate	2022-23	2023-24	2024-25	2025-26	2026-27	Future Yrs	Total
Land	0	0	0	0	0	0	0	0	0
Design	0	0	0	0	0	0	0	0	0
Construction	0	1,000,000	3,500,000	2,500,000	0	0	0	0	7,000,000
Equipment	0	0	0	0	0	0	0	0	0
TOTAL	0	1,000,000	3,500,000	2,500,000	0	0	0	0	7,000,000

REVENUES	Prior Years	Re-Estimate	2022-23	2023-24	2024-25	2025-26	2026-27	Future Yrs	Total
Bond Funds	0	1,000,000	3,500,000	2,500,000	0	0	0	0	7,000,000
N/A	0	0	0	0	0	0	0	0	0
N/A	0	0	0	0	0	0	0	0	0
TOTAL	0	1,000,000	3,500,000	2,500,000	0	0	0	0	7,000,000

OPERATING BUDGET IMPACT	2022-23	2023-24	2024-25	2025-26	2026-27	Future Yrs	Total
	0	0	0	0	0	0	0

CITY OF PLANO

COMMUNITY INVESTMENT PROGRAM

Project Name: Arterial Repair Independence Pkwy

Project Number: 31606

Start Date: Aug. 2022

Description:

Completion Date: Sep. 2023

Project will provide street and sidewalk repairs along Independence Parkway from Spring Creek Parkway to SH 121.



EXPENDITURES	Prior Years	Re-Estimate	2022-23	2023-24	2024-25	2025-26	2026-27	Future Yrs	Total
Land	0	0	0	0	0	0	0	0	0
Design	0	0	0	0	0	0	0	0	0
Construction	0	0	3,000,000	3,000,000	1,556,000	0	0	0	7,556,000
Equipment	0	0	0	0	0	0	0	0	0
TOTAL	0	0	3,000,000	3,000,000	1,556,000	0	0	0	7,556,000
REVENUES	Prior Years	Re-Estimate	2022-23	2023-24	2024-25	2025-26	2026-27	Future Yrs	Total
Bond Funds	0	0	3,000,000	3,000,000	1,556,000	0	0	0	7,556,000
N/A	0	0	0	0	0	0	0	0	0
N/A	0	0	0	0	0	0	0	0	0
TOTAL	0	0	3,000,000	3,000,000	1,556,000	0	0	0	7,556,000
OPERATING BUDGET IMPACT			2022-23	2023-24	2024-25	2025-26	2026-27	Future Yrs	Total
			0	0	0	0	0	0	0

CITY OF PLANO

COMMUNITY INVESTMENT PROGRAM

Project Name: Barrier Free Ramps & Sidewalks

Project Number: 34556

Start Date: Oct. 2011

Description:

Completion Date: Sep. 2024

Construction of ramps in residential neighborhoods and major thoroughfares to meet ADA standards.



EXPENDITURES	Prior Years	Re-Estimate	2022-23	2023-24	2024-25	2025-26	2026-27	Future Yrs	Total
Land	0	0	0	0	0	0	0	0	0
Design	6,992	0	0	0	0	0	0	0	6,992
Construction	2,459,797	100,000	100,000	100,000	0	0	0	100,000	2,859,797
Equipment	100	0	0	0	0	0	0	0	100
TOTAL	2,466,889	100,000	100,000	100,000	0	0	0	100,000	2,866,889

REVENUES	Prior Years	Re-Estimate	2022-23	2023-24	2024-25	2025-26	2026-27	Future Yrs	Total
Bond Funds	2,466,504	100,000	100,000	100,000	0	0	0	100,000	2,866,504
Map Sales	385	0	0	0	0	0	0	0	385
N/A	0	0	0	0	0	0	0	0	0
TOTAL	2,466,889	100,000	100,000	100,000	0	0	0	100,000	2,866,889

OPERATING BUDGET IMPACT	2022-23	2023-24	2024-25	2025-26	2026-27	Future Yrs	Total
	0	0	0	0	0	0	0

CITY OF PLANO

COMMUNITY INVESTMENT PROGRAM

Project Name: Brand Road - S of 544 to City Limits

Project Number: 33-P03

Start Date: Oct. 2024

Description:

Completion Date: Dec. 2026

Widen existing four lanes of Brand Road to a six-lane divided thoroughfare from south of F.M. 544 to the City limits.



EXPENDITURES	Prior Years	Re-Estimate	2022-23	2023-24	2024-25	2025-26	2026-27	Future Yrs	Total
Land	0	0	0	0	0	0	0	0	0
Design	0	0	0	0	0	0	0	0	0
Construction	0	0	0	0	60,000	830,000	0	0	890,000
Equipment	0	0	0	0	0	0	0	0	0
TOTAL	0	0	0	0	60,000	830,000	0	0	890,000

REVENUES	Prior Years	Re-Estimate	2022-23	2023-24	2024-25	2025-26	2026-27	Future Yrs	Total
Bond Funds	0	60,000	830,000	0	0	0	0	0	890,000
N/A	0	0	0	0	0	0	0	0	0
N/A	0	0	0	0	0	0	0	0	0
TOTAL	0	60,000	830,000	0	0	0	0	0	890,000

OPERATING BUDGET IMPACT	2022-23	2023-24	2024-25	2025-26	2026-27	Future Yrs	Total
	0	0	0	0	0	0	0

CITY OF PLANO

COMMUNITY INVESTMENT PROGRAM

Project Name: Bridge Improvements: Plano Pkwy & Spring Creek

Project Number: 35608

Start Date: Oct. 2022

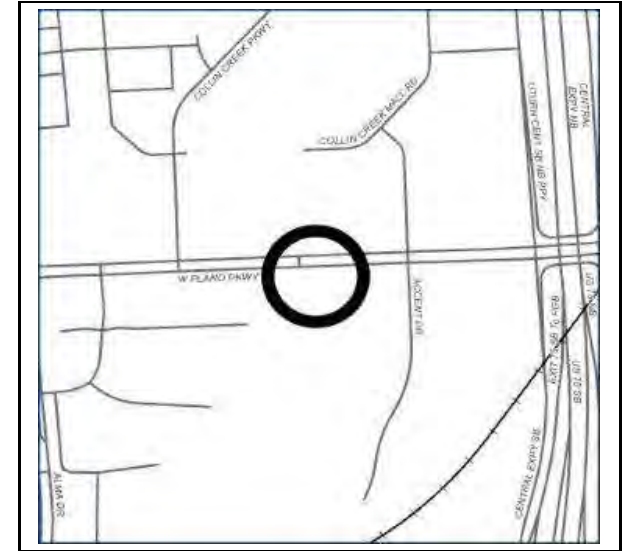
Description:

Completion Date: Sep. 2024

Project includes an initial study phase to determine the requirements to reconstruct the Plano Parkway Bridge over Spring Creek, just south of the Collin Creek Mall development.

Study will include hydraulics and hydrology analysis of Spring Creek to determine adequate elevations, discharge increases, and mitigation of increase in water flows under new bridge limits. Also included will be logistics of constructibility of the new improvements, including land acquisition, utility improvements, trail improvements, and traffic control and phasing requirements.

Project Number 7584



EXPENDITURES	Prior Years	Re-Estimate	2022-23	2023-24	2024-25	2025-26	2026-27	Future Yrs	Total
Land	0	0	0	0	0	0	0	0	0
Design	0	0	400,000	0	0	0	0	0	400,000
Construction	0	0	0	0	0	0	0	0	0
Equipment	0	0	0	0	0	0	0	0	0
TOTAL	0	0	400,000	0	0	0	0	0	400,000
REVENUES	Prior Years	Re-Estimate	2022-23	2023-24	2024-25	2025-26	2026-27	Future Yrs	Total
Bond Funds	0	0	400,000	0	0	0	0	0	400,000
N/A	0	0	0	0	0	0	0	0	0
N/A	0	0	0	0	0	0	0	0	0
TOTAL	0	0	400,000	0	0	0	0	0	400,000
OPERATING BUDGET IMPACT			2022-23	2023-24	2024-25	2025-26	2026-27	Future Yrs	Total
			0	0	0	0	0	0	0

CITY OF PLANO

COMMUNITY INVESTMENT PROGRAM

Project Name: Bridge Repairs Ph. III

Project Number: 37743

Start Date: Jan. 2019

Description:

Completion Date: Dec. 2022

Repairs to various bridges throughout the City of Plano.

Professional services awarded to Huitt-Zollars in January 2019.

Project Number 7056



EXPENDITURES	Prior Years	Re-Estimate	2022-23	2023-24	2024-25	2025-26	2026-27	Future Yrs	Total
Land	0	0	0	0	0	0	0	0	0
Design	372,290	190,000	15,000	0	0	0	0	0	577,290
Construction	102,600	650,000	2,000,000	0	0	0	0	0	2,752,600
Equipment	0	0	0	0	0	0	0	0	0
TOTAL	474,890	840,000	2,015,000	0	0	0	0	0	3,329,890

REVENUES	Prior Years	Re-Estimate	2022-23	2023-24	2024-25	2025-26	2026-27	Future Yrs	Total
Bond Funds	474,890	840,000	2,015,000	0	0	0	0	0	3,329,890
N/A	0	0	0	0	0	0	0	0	0
N/A	0	0	0	0	0	0	0	0	0
TOTAL	474,890	840,000	2,015,000	0	0	0	0	0	3,329,890

OPERATING BUDGET IMPACT	2022-23	2023-24	2024-25	2025-26	2026-27	Future Yrs	Total
	0	0	0	0	0	0	0

CITY OF PLANO

COMMUNITY INVESTMENT PROGRAM

Project Name: Bridge Repairs Phase IV

Project Number: 35606

Start Date: Nov. 2021

Description:

Completion Date: Mar. 2024

Repairs to various bridges throughout the City of Plano as deemed necessary by the 2021 BRINSAP reports received from TxDOT



EXPENDITURES	Prior Years	Re-Estimate	2022-23	2023-24	2024-25	2025-26	2026-27	Future Yrs	Total
Land	0	0	0	0	0	0	0	0	0
Design	0	100,000	200,000	50,000	0	0	0	0	350,000
Construction	0	0	0	1,500,000	0	0	0	0	1,500,000
Equipment	0	0	0	0	0	0	0	0	0
TOTAL	0	100,000	200,000	1,550,000	0	0	0	0	1,850,000

REVENUES	Prior Years	Re-Estimate	2022-23	2023-24	2024-25	2025-26	2026-27	Future Yrs	Total
Bond Funds	0	100,000	200,000	1,550,000	0	0	0	0	1,850,000
N/A	0	0	0	0	0	0	0	0	0
N/A	0	0	0	0	0	0	0	0	0
TOTAL	0	100,000	200,000	1,550,000	0	0	0	0	1,850,000

OPERATING BUDGET IMPACT	2022-23	2023-24	2024-25	2025-26	2026-27	Future Yrs	Total
	0	0	0	0	0	0	0

CITY OF PLANO

COMMUNITY INVESTMENT PROGRAM

Project Name: CCTV Expansion

Project Number: 36758

Start Date: Oct. 2022

Description:

Completion Date: Sep. 2024

Development of procurement documents and construction of an additional 80 traffic cameras.



EXPENDITURES	Prior Years	Re-Estimate	2022-23	2023-24	2024-25	2025-26	2026-27	Future Yrs	Total
Land	0	0	0	0	0	0	0	0	0
Design	0	0	150,000	0	0	0	0	0	150,000
Construction	0	0	0	1,100,000	0	0	0	0	1,100,000
Equipment	0	0	0	0	0	0	0	0	0
TOTAL	0	0	150,000	1,100,000	0	0	0	0	1,250,000

REVENUES	Prior Years	Re-Estimate	2022-23	2023-24	2024-25	2025-26	2026-27	Future Yrs	Total
Bond Funds	0	0	150,000	1,100,000	0	0	0	0	1,250,000
N/A	0	0	0	0	0	0	0	0	0
N/A	0	0	0	0	0	0	0	0	0
TOTAL	0	0	150,000	1,100,000	0	0	0	0	1,250,000

OPERATING BUDGET IMPACT	2022-23	2023-24	2024-25	2025-26	2026-27	Future Yrs	Total
	0	0	0	0	0	0	0

CITY OF PLANO

COMMUNITY INVESTMENT PROGRAM

Project Name: Citywide Signal Retiming

Project Number: 36701

Start Date: Mar. 2022

Description:

Completion Date: Sep. 2026

Collect citywide turning movement counts, 24 hour counts, travel time data, and other traffic data; develop comprehensive signal coordination plans and intersection capacity evaluations.

Project Numbers 7392 and 7394.



EXPENDITURES	Prior Years	Re-Estimate	2022-23	2023-24	2024-25	2025-26	2026-27	Future Yrs	Total
Land	0	0	0	0	0	0	0	0	0
Design	629,444	275,000	1,300,000	400,000	400,000	400,000	0	0	3,404,444
Construction	5,968	0	0	0	0	0	0	0	5,968
Equipment	10,164	0	0	0	0	0	0	0	10,164
TOTAL	645,576	275,000	1,300,000	400,000	400,000	400,000	0	0	3,420,576

REVENUES	Prior Years	Re-Estimate	2022-23	2023-24	2024-25	2025-26	2026-27	Future Yrs	Total
Bond Funds	634,775	275,000	1,300,000	400,000	400,000	400,000	0	0	3,409,775
TXDOT	10,801	0	0	0	0	0	0	0	10,801
N/A	0	0	0	0	0	0	0	0	0
TOTAL	645,576	275,000	1,300,000	400,000	400,000	400,000	0	0	3,420,576

OPERATING BUDGET IMPACT	2022-23	2023-24	2024-25	2025-26	2026-27	Future Yrs	Total
	0	0	0	0	0	0	0

CITY OF PLANO

COMMUNITY INVESTMENT PROGRAM

Project Name: Collector Street Construction

Project Number: 31192

Start Date: Jul. 2015

Description:

Completion Date: Sep. 2027

Complete construction of collector roadways.



EXPENDITURES	Prior Years	Re-Estimate	2022-23	2023-24	2024-25	2025-26	2026-27	Future Yrs	Total
Land	0	0	0	0	0	0	0	0	0
Design	0	0	0	0	0	0	0	0	0
Construction	0	115,000	635,000	2,000,000	2,000,000	2,000,000	2,000,000	1,000,000	9,750,000
Equipment	0	0	0	0	0	0	0	0	0
TOTAL	0	115,000	635,000	2,000,000	2,000,000	2,000,000	2,000,000	1,000,000	9,750,000

REVENUES	Prior Years	Re-Estimate	2022-23	2023-24	2024-25	2025-26	2026-27	Future Yrs	Total
Bond Funds	0	115,000	635,000	2,000,000	2,000,000	2,000,000	2,000,000	1,000,000	9,750,000
N/A	0	0	0	0	0	0	0	0	0
N/A	0	0	0	0	0	0	0	0	0
TOTAL	0	115,000	635,000	2,000,000	2,000,000	2,000,000	2,000,000	1,000,000	9,750,000

OPERATING BUDGET IMPACT	2022-23	2023-24	2024-25	2025-26	2026-27	Future Yrs	Total
	0	0	0	0	0	0	0

CITY OF PLANO

COMMUNITY INVESTMENT PROGRAM

Project Name: Commerce Drive Reconstruction - 15th to Plano Pkwy

Project Number: 31189

Start Date: Jul. 2019

Description:

Completion Date: Dec. 2022

Reconstruction of approximately 2,400 linear feet of Commerce Drive; includes replacement of roadway paving, sidewalk and barrier free ramps

Design awarded to Teague, Nall & Perkins in June 2019.

Project Number 7141

(See also Water CIP #68192)



EXPENDITURES	Prior Years	Re-Estimate	2022-23	2023-24	2024-25	2025-26	2026-27	Future Yrs	Total
Land	0	0	0	0	0	0	0	0	0
Design	329,663	30,000	0	0	0	0	0	0	359,663
Construction	6,500	2,280,000	0	0	0	0	0	0	2,286,500
Equipment	0	0	0	0	0	0	0	0	0
TOTAL	336,163	2,310,000	0	0	0	0	0	0	2,646,163

REVENUES	Prior Years	Re-Estimate	2022-23	2023-24	2024-25	2025-26	2026-27	Future Yrs	Total
Bond Funds	336,163	2,310,000	0	0	0	0	0	0	2,646,163
N/A	0	0	0	0	0	0	0	0	0
N/A	0	0	0	0	0	0	0	0	0
TOTAL	336,163	2,310,000	0	0	0	0	0	0	2,646,163

OPERATING BUDGET IMPACT	2022-23	2023-24	2024-25	2025-26	2026-27	Future Yrs	Total
	0	0	0	0	0	0	0

CITY OF PLANO

COMMUNITY INVESTMENT PROGRAM

Project Name: Computerized Signal System

Project Number: 36742

Start Date: Oct. 2022

Description:

Completion Date: Sep. 2025

Control of all signalized intersections and traffic management devices via Traffic Management Center (TMC). All current and future signals will be connected to the TMC. This project includes the installation of video cameras at critical intersections for monitoring traffic; on-going projects with traffic upgrades and improvements; conversion of wireless communications to fiber optic communications between the TMC and traffic management devices.

(See also Capital Maintenance Fund #51156 and Street CIP #36757).



EXPENDITURES	Prior Years	Re-Estimate	2022-23	2023-24	2024-25	2025-26	2026-27	Future Yrs	Total
Land	0	0	0	0	0	0	0	0	0
Design	461,454	200,000	50,000	50,000	50,000	50,000	0	0	861,454
Construction	1,112,089	0	200,000	200,000	200,000	200,000	0	0	1,912,089
Equipment	1,620,196	0	0	0	0	0	0	0	1,620,196
TOTAL	3,193,739	200,000	250,000	250,000	250,000	250,000	0	0	4,393,739

REVENUES	Prior Years	Re-Estimate	2022-23	2023-24	2024-25	2025-26	2026-27	Future Yrs	Total
Bond Funds	3,083,248	200,000	250,000	250,000	250,000	250,000	0	0	4,283,248
TCEQ-LIP	110,491	0	0	0	0	0	0	0	110,491
N/A	0	0	0	0	0	0	0	0	0
TOTAL	3,193,739	200,000	250,000	250,000	250,000	250,000	0	0	4,393,739

OPERATING BUDGET IMPACT	2022-23	2023-24	2024-25	2025-26	2026-27	Future Yrs	Total
	0	0	0	0	0	0	0

CITY OF PLANO

COMMUNITY INVESTMENT PROGRAM

Project Name: COP Standard Construction Details Update

Project Number: 38829

Start Date: Oct. 2021

Description:

Completion Date: Sep. 2023

Project includes review and updates to all existing City of Plano Standard Construction Details, most recently published for use in June 2020. Updates, and any new details, will be published in a new version of all details and posted for use on the City's website and in construction plans for infrastructure improvements.

Project Number 7564



EXPENDITURES	Prior Years	Re-Estimate	2022-23	2023-24	2024-25	2025-26	2026-27	Future Yrs	Total
Land	0	0	0	0	0	0	0	0	0
Design	0	10,000	20,000	0	0	0	0	0	30,000
Construction	0	0	0	0	0	0	0	0	0
Equipment	0	0	0	0	0	0	0	0	0
TOTAL	0	10,000	20,000	0	0	0	0	0	30,000

REVENUES	Prior Years	Re-Estimate	2022-23	2023-24	2024-25	2025-26	2026-27	Future Yrs	Total
Bond Funds	0	10,000	20,000	0	0	0	0	0	30,000
N/A	0	0	0	0	0	0	0	0	0
N/A	0	0	0	0	0	0	0	0	0
TOTAL	0	10,000	20,000	0	0	0	0	0	30,000

OPERATING BUDGET IMPACT	2022-23	2023-24	2024-25	2025-26	2026-27	Future Yrs	Total
	0	0	0	0	0	0	0

CITY OF PLANO

COMMUNITY INVESTMENT PROGRAM

Project Name: Douglass Sidewalks

Project Number: 37832

Start Date: Oct. 2015

Description:

Completion Date: Mar. 2023

Installation of sidewalks at various locations in the Douglass Community to improve pedestrian train access and safety.

J. Volk Consulting hired as project consultant in June 2019.

Project Number 6807



EXPENDITURES	Prior Years	Re-Estimate	2022-23	2023-24	2024-25	2025-26	2026-27	Future Yrs	Total
Land	720	75,000	75,000	0	0	0	0	0	150,720
Design	136,652	35,000	9,000	0	0	0	0	0	180,652
Construction	90,143	0	500,000	0	0	0	0	0	590,143
Equipment	0	0	0	0	0	0	0	0	0
TOTAL	227,515	110,000	584,000	0	0	0	0	0	921,515

REVENUES	Prior Years	Re-Estimate	2022-23	2023-24	2024-25	2025-26	2026-27	Future Yrs	Total
Bond Funds	227,515	110,000	584,000	0	0	0	0	0	921,515
N/A	0	0	0	0	0	0	0	0	0
N/A	0	0	0	0	0	0	0	0	0
TOTAL	227,515	110,000	584,000	0	0	0	0	0	921,515

OPERATING BUDGET IMPACT	2022-23	2023-24	2024-25	2025-26	2026-27	Future Yrs	Total
	0	0	0	0	0	0	0

CITY OF PLANO

COMMUNITY INVESTMENT PROGRAM

Project Name: Emerson Drive Improvements

Project Number: 31283

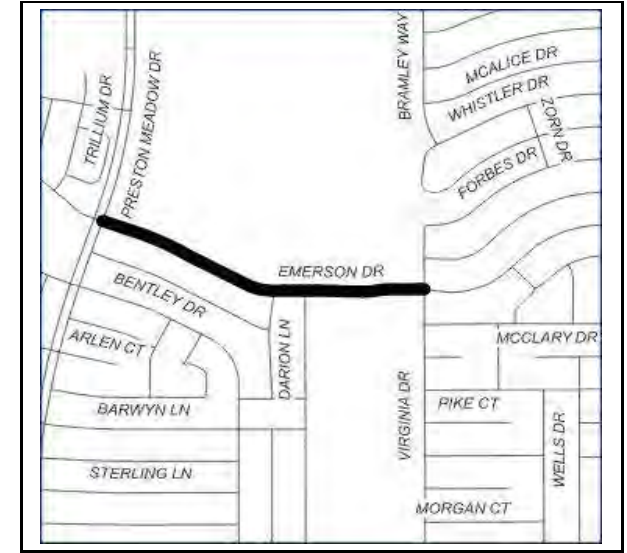
Start Date: Oct. 2022

Description:

Completion Date: Sep. 2024

Includes widening of approximately 1,400 linear feet of Emerson Drive between Preston Meadow Drive to a point about 140 linear feet west of Virginia Drive. Improvements include 10-12' of new pavement on the north side of the existing Emerson Drive and reconstruction of the existing trail on the north side of Emerson Drive.

Project Number 7587



EXPENDITURES	Prior Years	Re-Estimate	2022-23	2023-24	2024-25	2025-26	2026-27	Future Yrs	Total
Land	0	0	0	0	0	0	0	0	0
Design	0	0	250,000	0	0	0	0	0	250,000
Construction	0	0	0	1,200,000	0	0	0	0	1,200,000
Equipment	0	0	0	0	0	0	0	0	0
TOTAL	0	0	250,000	1,200,000	0	0	0	0	1,450,000
REVENUES	Prior Years	Re-Estimate	2022-23	2023-24	2024-25	2025-26	2026-27	Future Yrs	Total
Bond Funds	0	0	250,000	1,200,000	0	0	0	0	1,450,000
N/A	0	0	0	0	0	0	0	0	0
N/A	0	0	0	0	0	0	0	0	0
TOTAL	0	0	250,000	1,200,000	0	0	0	0	1,450,000
OPERATING BUDGET IMPACT			2022-23	2023-24	2024-25	2025-26	2026-27	Future Yrs	Total
			0	0	0	0	0	0	0

CITY OF PLANO

COMMUNITY INVESTMENT PROGRAM

Project Name: Fiber Expansion - Phase IV

Project Number: 36759

Start Date: Aug. 2022

Description:

Completion Date: Feb. 2025

Phase 4 conversion from wireless to fiber optic communications



EXPENDITURES	Prior Years	Re-Estimate	2022-23	2023-24	2024-25	2025-26	2026-27	Future Yrs	Total
Land	0	0	0	0	0	0	0	0	0
Design	0	80,000	520,000	0	0	0	0	0	600,000
Construction	0	0	467,000	2,923,000	910,000	0	0	0	4,300,000
Equipment	0	0	0	0	0	0	0	0	0
TOTAL	0	80,000	987,000	2,923,000	910,000	0	0	0	4,900,000

REVENUES	Prior Years	Re-Estimate	2022-23	2023-24	2024-25	2025-26	2026-27	Future Yrs	Total
Bond Funds	0	80,000	987,000	2,923,000	910,000	0	0	0	4,900,000
N/A	0	0	0	0	0	0	0	0	0
N/A	0	0	0	0	0	0	0	0	0
TOTAL	0	80,000	987,000	2,923,000	910,000	0	0	0	4,900,000

OPERATING BUDGET IMPACT	2022-23	2023-24	2024-25	2025-26	2026-27	Future Yrs	Total
	0	0	0	0	0	0	0

CITY OF PLANO

COMMUNITY INVESTMENT PROGRAM

Project Name: Future Bridge Inspection/Repair

Project Number: 35604

Start Date: Oct. 2015

Description:

Completion Date: Sep. 2027

Funding for the inspection and repair of Plano bridges in future years.



EXPENDITURES	Prior Years	Re-Estimate	2022-23	2023-24	2024-25	2025-26	2026-27	Future Yrs	Total
Land	0	0	0	0	0	0	0	0	0
Design	0	0	0	0	0	0	0	0	0
Construction	0	0	0	500,000	3,500,000	500,000	3,500,000	500,000	8,500,000
Equipment	0	0	0	0	0	0	0	0	0
TOTAL	0	0	0	500,000	3,500,000	500,000	3,500,000	500,000	8,500,000

REVENUES	Prior Years	Re-Estimate	2022-23	2023-24	2024-25	2025-26	2026-27	Future Yrs	Total
Bond Funds	0	0	0	500,000	3,500,000	500,000	3,500,000	500,000	8,500,000
N/A	0	0	0	0	0	0	0	0	0
N/A	0	0	0	0	0	0	0	0	0
TOTAL	0	0	0	500,000	3,500,000	500,000	3,500,000	500,000	8,500,000

OPERATING BUDGET IMPACT	2022-23	2023-24	2024-25	2025-26	2026-27	Future Yrs	Total
	0	0	0	0	0	0	0

CITY OF PLANO

COMMUNITY INVESTMENT PROGRAM

Project Name: Geodetic Monumentation Survey Manual

Project Number: 38828

Start Date: Oct. 2021

Description:

Completion Date: Sep. 2023

This project includes resurveying and confirming the accuracy of all existing City of Plano survey benchmark monuments, replacing any monuments that have been disturbed since the latest update of the manual in 2009, and updating the current geodetic monumentation manual used on most every construction project in the City of Plano.



EXPENDITURES	Prior Years	Re-Estimate	2022-23	2023-24	2024-25	2025-26	2026-27	Future Yrs	Total
Land	0	0	0	0	0	0	0	0	0
Design	0	20,000	80,000	0	0	0	0	0	100,000
Construction	0	0	0	0	0	0	0	0	0
Equipment	0	0	0	0	0	0	0	0	0
TOTAL	0	20,000	80,000	0	0	0	0	0	100,000

REVENUES	Prior Years	Re-Estimate	2022-23	2023-24	2024-25	2025-26	2026-27	Future Yrs	Total
Bond Funds	0	20,000	80,000	0	0	0	0	0	100,000
N/A	0	0	0	0	0	0	0	0	0
N/A	0	0	0	0	0	0	0	0	0
TOTAL	0	20,000	80,000	0	0	0	0	0	100,000

OPERATING BUDGET IMPACT	2022-23	2023-24	2024-25	2025-26	2026-27	Future Yrs	Total
	0	0	0	0	0	0	0

CITY OF PLANO

COMMUNITY INVESTMENT PROGRAM

Project Name: Intersection Imp. - Jupiter at PGBT

Project Number: 31460

Start Date: Oct. 2020

Description:

Completion Date: Sep. 2026

Improvements to the Jupiter Road and President George Bush Tollway intersection to provide a double right turn lane for southbound traffic onto westbound PGBT an extension of the existing acceleration lane on the PGBT westbound service road.

Project Number 6068



EXPENDITURES	Prior Years	Re-Estimate	2022-23	2023-24	2024-25	2025-26	2026-27	Future Yrs	Total
Land	0	0	0	0	60,000	0	0	0	60,000
Design	0	0	0	0	50,000	28,000	0	0	78,000
Construction	0	0	0	0	0	340,000	0	0	340,000
Equipment	0	0	0	0	0	0	0	0	0
TOTAL	0	0	0	0	110,000	368,000	0	0	478,000

REVENUES	Prior Years	Re-Estimate	2022-23	2023-24	2024-25	2025-26	2026-27	Future Yrs	Total
Bond Funds	0	0	0	0	110,000	368,000	0	0	478,000
N/A	0	0	0	0	0	0	0	0	0
N/A	0	0	0	0	0	0	0	0	0
TOTAL	0	0	0	0	110,000	368,000	0	0	478,000

OPERATING BUDGET IMPACT	2022-23	2023-24	2024-25	2025-26	2026-27	Future Yrs	Total
	0	0	0	0	0	0	0

CITY OF PLANO

COMMUNITY INVESTMENT PROGRAM

Project Name: Intersection Imp: Hedgcoxe-Legacy, Coit-McDermott,...

Project Number: 31470

Start Date: Apr. 2020

Description:

Completion Date: Oct. 2023

Intersection improvements at four (4) intersections to include the addition of right and left turn lanes. Addition of positive offsets for left turn lanes. Adjustment to existing traffic signals.

Project Number 7218



EXPENDITURES	Prior Years	Re-Estimate	2022-23	2023-24	2024-25	2025-26	2026-27	Future Yrs	Total
Land	0	0	0	0	0	0	0	0	0
Design	156,940	45,000	75,000	0	0	0	0	0	276,940
Construction	0	0	500,000	1,000,000	0	0	0	0	1,500,000
Equipment	0	0	0	0	0	0	0	0	0
TOTAL	156,940	45,000	575,000	1,000,000	0	0	0	0	1,776,940

REVENUES	Prior Years	Re-Estimate	2022-23	2023-24	2024-25	2025-26	2026-27	Future Yrs	Total
Bond Funds	156,940	45,000	575,000	1,000,000	0	0	0	0	1,776,940
N/A	0	0	0	0	0	0	0	0	0
N/A	0	0	0	0	0	0	0	0	0
TOTAL	156,940	45,000	575,000	1,000,000	0	0	0	0	1,776,940

OPERATING BUDGET IMPACT	2022-23	2023-24	2024-25	2025-26	2026-27	Future Yrs	Total
	0	0	0	0	0	0	0

CITY OF PLANO

COMMUNITY INVESTMENT PROGRAM

Project Name: Intersection Imp: Ohio/121&Plano Pky, Legacy/Archgate&Chase

Project Number: 31471

Start Date: Oct. 2020

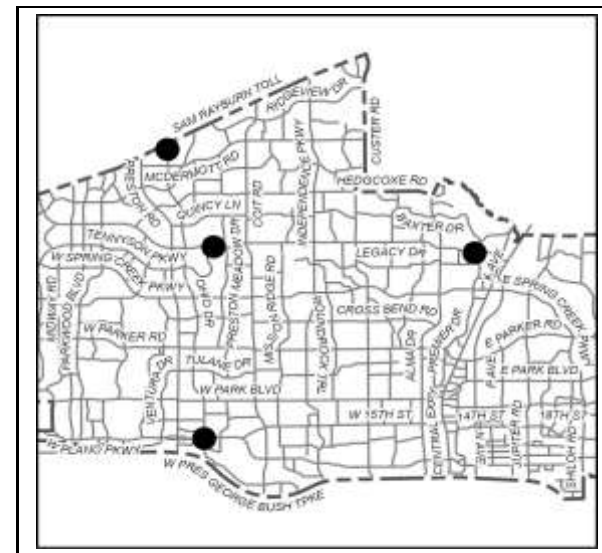
Description:

Completion Date: May. 2024

Intersection Improvements at four (4) intersections to include the addition of right and left turn lanes, and safety improvements at HAL-HARS prioritized intersections.

1. Ohio Drive at SH 121 - Addition of dedicated EB right turn lane, NB left turn lane, and positive offsets in the NB/SB turning movements.
2. Ohio Drive at Plano Parkway - Addition of dedicated WB right turn lane and SB right turn lane
3. Legacy Drive at Archgate Drive - Lengthen WB left turn lane.
4. Legacy Drive at Chase Oaks Drive - Addition of dedicated NB right turn lane, reconfiguration of NB and SB through lanes, and ADA improvements.

Project Number 7457



EXPENDITURES	Prior Years	Re-Estimate	2022-23	2023-24	2024-25	2025-26	2026-27	Future Yrs	Total
Land	0	0	40,000	0	0	0	0	0	40,000
Design	0	150,000	150,000	85,000	0	0	0	0	385,000
Construction	0	0	500,000	2,000,000	0	0	0	0	2,500,000
Equipment	0	0	0	0	0	0	0	0	0
TOTAL	0	150,000	690,000	2,085,000	0	0	0	0	2,925,000

REVENUES	Prior Years	Re-Estimate	2022-23	2023-24	2024-25	2025-26	2026-27	Future Yrs	Total
Bond Funds	0	150,000	690,000	2,085,000	0	0	0	0	2,925,000
N/A	0	0	0	0	0	0	0	0	0
N/A	0	0	0	0	0	0	0	0	0
TOTAL	0	150,000	690,000	2,085,000	0	0	0	0	2,925,000

OPERATING BUDGET IMPACT	2022-23	2023-24	2024-25	2025-26	2026-27	Future Yrs	Total
	0	0	0	0	0	0	0

CITY OF PLANO

COMMUNITY INVESTMENT PROGRAM

Project Name: Intersection Improvements

Project Number: 31392

Start Date: Oct. 2013

Description:

Completion Date: Sep. 2026

Addition of left- and/or right-turn lanes at various intersections throughout the City. Funding will be transferred to specific projects as they are identified.



EXPENDITURES	Prior Years	Re-Estimate	2022-23	2023-24	2024-25	2025-26	2026-27	Future Yrs	Total
Land	7,909	0	0	0	0	0	0	0	7,909
Design	115,450	100,000	0	1,000,000	1,000,000	1,000,000	0	500,000	3,715,450
Construction	516,540	0	0	0	0	0	0	0	516,540
Equipment	34,208	0	0	0	0	0	0	0	34,208
TOTAL	674,107	100,000	0	1,000,000	1,000,000	1,000,000	0	500,000	4,274,107
REVENUES	Prior Years	Re-Estimate	2022-23	2023-24	2024-25	2025-26	2026-27	Future Yrs	Total
Bond Funds	674,107	100,000	0	1,000,000	1,000,000	1,000,000	0	500,000	4,274,107
N/A	0	0	0	0	0	0	0	0	0
N/A	0	0	0	0	0	0	0	0	0
TOTAL	674,107	100,000	0	1,000,000	1,000,000	1,000,000	0	500,000	4,274,107
OPERATING BUDGET IMPACT			2022-23	2023-24	2024-25	2025-26	2026-27	Future Yrs	Total
			0	0	0	0	0	0	0

CITY OF PLANO

COMMUNITY INVESTMENT PROGRAM

Project Name: Intersection Improvements - 14th St & Parker Rd

Project Number: 31472

Start Date: Nov. 2021

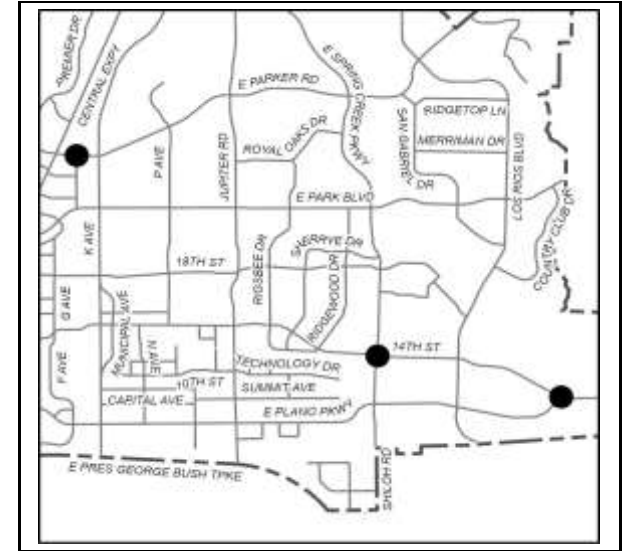
Description:

Completion Date: Nov. 2023

Intersection Improvements at three (3) intersections to include the addition of right and left turn lanes, and safety improvements at HAL-HARS prioritized intersections.

1. 14th Street at Shiloh Road - Addition of WB dual left turn lanes.
2. 14th Street at Plano Pkwy - Addition of WB right turn/slip lane, reconfigure WB Plano Pkwy departure
3. Parker Road at Archerwood Street - Addition of EB right turn lane and NB right turn lane. Modify NB lane assignments to L, L, T/R

Project Number 7458



CITY OF PLANO

COMMUNITY INVESTMENT PROGRAM

Project Name: Intersection Improvements – US75 at Spring Creek Pkwy,...

Project Number: 31469

Start Date: Mar. 2020

Description:

Completion Date: Jul. 2023

Add a dedicated right turn lane from Westbound Spring Creek Pkwy onto the Northbound US75 frontage road.

Widen outside lane of Southbound Preston Road at Park Blvd, and add new pavement marking. The improvements are intended to convert the inside lane to a thru lane rather than the lane drop that occurs at the dual left turn bay.

Add pedestrian improvements along Eastbound Headquarters Dr, including barrier-free ramps, median improvements, traffic signal modifications, and pavement marking.

Project Number 7214



EXPENDITURES	Prior Years	Re-Estimate	2022-23	2023-24	2024-25	2025-26	2026-27	Future Yrs	Total
Land	0	0	0	0	0	0	0	0	0
Design	193,411	250,000	25,000	0	0	0	0	0	468,411
Construction	0	300,000	1,200,000	0	0	0	0	0	1,500,000
Equipment	0	0	0	0	0	0	0	0	0
TOTAL	193,411	550,000	1,225,000	0	0	0	0	0	1,968,411

REVENUES	Prior Years	Re-Estimate	2022-23	2023-24	2024-25	2025-26	2026-27	Future Yrs	Total
Bond Funds	193,411	550,000	1,225,000	0	0	0	0	0	1,968,411
N/A	0	0	0	0	0	0	0	0	0
N/A	0	0	0	0	0	0	0	0	0
TOTAL	193,411	550,000	1,225,000	0	0	0	0	0	1,968,411

OPERATING BUDGET IMPACT	2022-23	2023-24	2024-25	2025-26	2026-27	Future Yrs	Total
	0	0	0	0	0	0	0

CITY OF PLANO

COMMUNITY INVESTMENT PROGRAM

Project Name: Intersection Improvements: Ohio Dr & Park Blvd

Project Number: 31475

Start Date: Oct. 2022

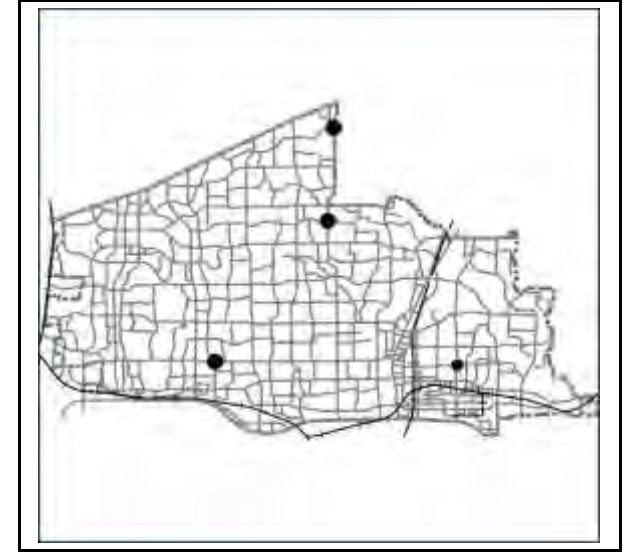
Description:

Completion Date: Sep. 2024

Intersection Improvements at four (4) intersections to include the addition of right and left turn lanes, and pedestrian and safety improvements prioritized intersections:

1. Ohio Drive at Park Boulevard - Addition of EB and WB left turn lane to improve capacity, and dedicated EB right turn lane. Pedestrian improvements within the intersection including barrier free ramps, crosswalks, and pedestrian signal improvements.
2. Custer Road at USA Drive - Addition of E/W crosswalk, median improvements, barrier free ramps and pedestrian signal modifications.
3. 18th Street at Jupiter Road - Update pedestrian crosswalks, barrier free ramps, and pedestrian signal modifications.
4. Custer Road at Ridgeview Drive - Update pedestrian crosswalks, barrier free ramps, and pedestrian signal modifications.

Project Number 7571



EXPENDITURES	Prior Years	Re-Estimate	2022-23	2023-24	2024-25	2025-26	2026-27	Future Yrs	Total
Land	0	0	0	0	0	0	0	0	0
Design	0	0	240,000	0	0	0	0	0	240,000
Construction	0	0	0	1,600,000	0	0	0	0	1,600,000
Equipment	0	0	0	0	0	0	0	0	0
TOTAL	0	0	240,000	1,600,000	0	0	0	0	1,840,000

REVENUES	Prior Years	Re-Estimate	2022-23	2023-24	2024-25	2025-26	2026-27	Future Yrs	Total
Bond Funds	0	0	240,000	1,600,000	0	0	0	0	1,840,000
N/A	0	0	0	0	0	0	0	0	0
N/A	0	0	0	0	0	0	0	0	0
TOTAL	0	0	240,000	1,600,000	0	0	0	0	1,840,000

OPERATING BUDGET IMPACT	2022-23	2023-24	2024-25	2025-26	2026-27	Future Yrs	Total
	0	0	0	0	0	0	0

CITY OF PLANO

COMMUNITY INVESTMENT PROGRAM

Project Name: Intersection Improvements: Plano Pkwy & K Avenue

Project Number: 31473

Start Date: Oct. 2022

Description:

Completion Date: Sep. 2024

Improvements at this intersection include the addition of a dedicated right turn lane in the eastbound direction, dual left turn lanes in the northbound direction, and a southbound dedicated right turn lane, and all associated easement acquisition necessary to complete the project scope.

Project Number 7585



EXPENDITURES	Prior Years	Re-Estimate	2022-23	2023-24	2024-25	2025-26	2026-27	Future Yrs	Total
Land	0	0	0	0	0	0	0	0	0
Design	0	0	190,000	0	0	0	0	0	190,000
Construction	0	0	0	1,275,000	0	0	0	0	1,275,000
Equipment	0	0	0	0	0	0	0	0	0
TOTAL	0	0	190,000	1,275,000	0	0	0	0	1,465,000

REVENUES	Prior Years	Re-Estimate	2022-23	2023-24	2024-25	2025-26	2026-27	Future Yrs	Total
Bond Funds	0	0	190,000	1,275,000	0	0	0	0	1,465,000
N/A	0	0	0	0	0	0	0	0	0
N/A	0	0	0	0	0	0	0	0	0
TOTAL	0	0	190,000	1,275,000	0	0	0	0	1,465,000

OPERATING BUDGET IMPACT	2022-23	2023-24	2024-25	2025-26	2026-27	Future Yrs	Total
	0	0	0	0	0	0	0

CITY OF PLANO

COMMUNITY INVESTMENT PROGRAM

Project Name: Intersection Improvements: Spring Creek Corridor

Project Number: 31474

Start Date: Oct. 2022

Description:

Completion Date: Apr. 2025

Intersection Improvements at six (6) intersections to include the addition of right and left turn lanes, and safety improvements at HAL-HARS prioritized intersections.

1. Jupiter Road at Spring Creek Parkway - Addition of a right turn slip lane in the northwest corner and radius improvement in the northwest corner.
 2. Chase Oaks Drive at Spring Creek Parkway - Addition of dedicated NB left turn lane, dedicated SB right turn lane and signal improvements.
 3. Ohio Drive at Spring Creek Parkway - Left turn lane positive offset in medians.
 4. Preston Meadow Road at Spring Creek Parkway - Addition of a dedicated EB right turn lane and left turn lane positive offset in medians.
 5. Parkwood Boulevard at Spring Creek Parkway - Addition of dual left turn lanes and positive offsets in all directions.
 6. Headquarters Drive at Spring Creek Parkway - Addition of SB and WB dual left turn lanes to improve capacity.
- Project Number 7586



EXPENDITURES	Prior Years	Re-Estimate	2022-23	2023-24	2024-25	2025-26	2026-27	Future Yrs	Total
Land	0	0	0	0	0	0	0	0	0
Design	0	0	645,000	0	0	0	0	0	645,000
Construction	0	0	0	4,300,000	0	0	0	0	4,300,000
Equipment	0	0	0	0	0	0	0	0	0
TOTAL	0	0	645,000	4,300,000	0	0	0	0	4,945,000

REVENUES	Prior Years	Re-Estimate	2022-23	2023-24	2024-25	2025-26	2026-27	Future Yrs	Total
Bond Funds	0	0	645,000	4,300,000	0	0	0	0	4,945,000
N/A	0	0	0	0	0	0	0	0	0
N/A	0	0	0	0	0	0	0	0	0
TOTAL	0	0	645,000	4,300,000	0	0	0	0	4,945,000

OPERATING BUDGET IMPACT	2022-23	2023-24	2024-25	2025-26	2026-27	Future Yrs	Total
	0	0	0	0	0	0	0

CITY OF PLANO

COMMUNITY INVESTMENT PROGRAM

Project Name: Japonica Lane, R Ave & Puma Rd Paving and Water Reconstructi

Project Number: 37908

Start Date: Oct. 2019

Description:

Completion Date: May. 2023

Remove and replace 3,050 linear feet of full-width residential street pavement, sidewalks, driveways, barrier free ramps and 1,900 linear feet of water line.

Project Number 7240

(See also Water CIP #68908)



EXPENDITURES	Prior Years	Re-Estimate	2022-23	2023-24	2024-25	2025-26	2026-27	Future Yrs	Total
Land	0	0	0	0	0	0	0	0	0
Design	145,174	40,000	35,000	0	0	0	0	0	220,174
Construction	0	200,000	2,045,000	0	0	0	0	0	2,245,000
Equipment	0	0	0	0	0	0	0	0	0
TOTAL	145,174	240,000	2,080,000	0	0	0	0	0	2,465,174

REVENUES	Prior Years	Re-Estimate	2022-23	2023-24	2024-25	2025-26	2026-27	Future Yrs	Total
Bond Funds	145,174	240,000	2,080,000	0	0	0	0	0	2,465,174
N/A	0	0	0	0	0	0	0	0	0
N/A	0	0	0	0	0	0	0	0	0
TOTAL	145,174	240,000	2,080,000	0	0	0	0	0	2,465,174

OPERATING BUDGET IMPACT	2022-23	2023-24	2024-25	2025-26	2026-27	Future Yrs	Total
	0	0	0	0	0	0	0

CITY OF PLANO

COMMUNITY INVESTMENT PROGRAM

Project Name: Legacy Drive Corridor Improvements

Project Number: 37811

Start Date: Aug. 2011

Description:

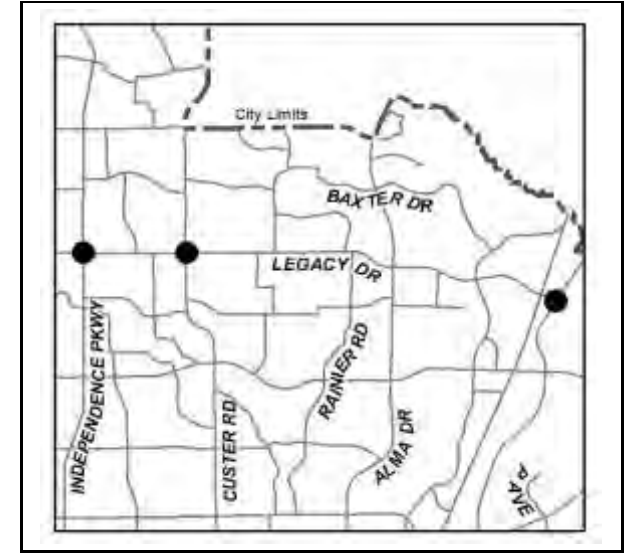
Completion Date: Aug. 2024

Intersection improvements along Legacy Drive at Independence Parkway, Custer Road, and K Avenue.

Design awarded to TranSystems Corporation Consultants in July 2011.

Project Number 6069.1

Collin County will reimburse 50% of total project expenses (November 2017 Interlocal Agreement). RTR will participate in the amount of \$1,163,380.



EXPENDITURES	Prior Years	Re-Estimate	2022-23	2023-24	2024-25	2025-26	2026-27	Future Yrs	Total
Land	399,343	0	0	0	0	0	0	0	399,343
Design	464,743	6,000	0	0	0	0	0	0	470,743
Construction	76,431	200,000	1,900,000	1,000,000	0	0	0	0	3,176,431
Equipment	40,003	0	0	0	0	0	0	0	40,003
TOTAL	980,520	206,000	1,900,000	1,000,000	0	0	0	0	4,086,520

REVENUES	Prior Years	Re-Estimate	2022-23	2023-24	2024-25	2025-26	2026-27	Future Yrs	Total
Bond Funds	671,700	-44,000	-733,762	829,202	0	0	0	0	723,140
Collin County	0	0	2,200,000	0	0	0	0	0	2,200,000
RTR	308,820	250,000	433,762	170,798	0	0	0	0	1,163,380
TOTAL	980,520	206,000	1,900,000	1,000,000	0	0	0	0	4,086,520

OPERATING BUDGET IMPACT	2022-23	2023-24	2024-25	2025-26	2026-27	Future Yrs	Total
	0	0	0	0	0	0	0

CITY OF PLANO

COMMUNITY INVESTMENT PROGRAM

Project Name: Legacy/Parkwood, Coit - 190 to Mapleshade

Project Number: 31153

Start Date: Jun. 2015

Description:

Completion Date: Jan. 2023

Intersection improvements at Legacy Drive and Parkwood Boulevard and paving improvements along Coit Road from State Highway 190 to Mapleshade Lane.

Design services awarded to R-Delta Engineers in June 2015.

Project Number 6610

Up to \$1,323,722 in project expenditures may be reimbursed by Collin County under an interlocal agreement approved in November 2017.



EXPENDITURES	Prior Years	Re-Estimate	2022-23	2023-24	2024-25	2025-26	2026-27	Future Yrs	Total
Land	370,532	35,000	0	0	0	0	0	0	405,532
Design	203,925	25,000	0	0	0	0	0	0	228,925
Construction	900,940	2,300,000	0	0	0	0	0	0	3,200,940
Equipment	0	0	0	0	0	0	0	0	0
TOTAL	1,475,397	2,360,000	0	0	0	0	0	0	3,835,397

REVENUES	Prior Years	Re-Estimate	2022-23	2023-24	2024-25	2025-26	2026-27	Future Yrs	Total
Bond Funds	1,460,397	1,036,278	0	0	0	0	0	0	2,496,675
Collin County	15,000	661,861	661,861	0	0	0	0	0	1,338,722
N/A	0	0	0	0	0	0	0	0	0
TOTAL	1,475,397	1,698,139	661,861	0	0	0	0	0	3,835,397

OPERATING BUDGET IMPACT	2022-23	2023-24	2024-25	2025-26	2026-27	Future Yrs	Total
	0	0	0	0	0	0	0

CITY OF PLANO

COMMUNITY INVESTMENT PROGRAM

Project Name: Material Testing Arterial 2023

Project Number: 31700

Start Date: Oct. 2022

Description:

Completion Date: Sep. 2023

Material Testing PSA for Arterial Rehab Projects at various locations throughout the City of Plano

Project Number 7594



EXPENDITURES	Prior Years	Re-Estimate	2022-23	2023-24	2024-25	2025-26	2026-27	Future Yrs	Total
Land	0	0	0	0	0	0	0	0	0
Design	0	0	0	0	0	0	0	0	0
Construction	0	0	200,000	0	0	0	0	0	200,000
Equipment	0	0	0	0	0	0	0	0	0
TOTAL	0	0	200,000	0	0	0	0	0	200,000

REVENUES	Prior Years	Re-Estimate	2022-23	2023-24	2024-25	2025-26	2026-27	Future Yrs	Total
Bond Funds	0	0	200,000	0	0	0	0	0	200,000
N/A	0	0	0	0	0	0	0	0	0
N/A	0	0	0	0	0	0	0	0	0
TOTAL	0	0	200,000	0	0	0	0	0	200,000

OPERATING BUDGET IMPACT	2022-23	2023-24	2024-25	2025-26	2026-27	Future Yrs	Total
	0	0	0	0	0	0	0

CITY OF PLANO

COMMUNITY INVESTMENT PROGRAM

Project Name: Miscellaneous Right of Way

Project Number: 31341

Start Date: Oct. 2011

Description:

Completion Date: Sep. 2026

Acquisition of miscellaneous right-of-way required prior to construction of roadways. Funding will be transferred to specific projects on an as-needed basis.



EXPENDITURES	Prior Years	Re-Estimate	2022-23	2023-24	2024-25	2025-26	2026-27	Future Yrs	Total
Land	1,729,417	10,000	10,000	10,000	10,000	10,000	0	10,000	1,789,417
Design	26,249	0	0	0	0	0	0	0	26,249
Construction	84,169	0	0	0	0	0	0	0	84,169
Equipment	0	0	0	0	0	0	0	0	0
TOTAL	1,839,835	10,000	10,000	10,000	10,000	10,000	0	10,000	1,899,835

REVENUES	Prior Years	Re-Estimate	2022-23	2023-24	2024-25	2025-26	2026-27	Future Yrs	Total
Bond Funds	1,064,352	10,000	10,000	10,000	10,000	10,000	0	10,000	1,124,352
Land Sale Proc	392,885	0	0	0	0	0	0	0	392,885
Participation	382,598	0	0	0	0	0	0	0	382,598
TOTAL	1,839,835	10,000	10,000	10,000	10,000	10,000	0	10,000	1,899,835

OPERATING BUDGET IMPACT	2022-23	2023-24	2024-25	2025-26	2026-27	Future Yrs	Total
	0	0	0	0	0	0	0

CITY OF PLANO

COMMUNITY INVESTMENT PROGRAM

Project Name: Neighborhood Park Streets

Project Number: 31277

Start Date: Oct. 2011

Description:

Completion Date: Sep. 2027

Construct various roadway sections adjacent to City parks, including neighborhood streets, thoroughfares and drainage facilities.



EXPENDITURES	Prior Years	Re-Estimate	2022-23	2023-24	2024-25	2025-26	2026-27	Future Yrs	Total
Land	1,388	0	0	0	0	0	0	0	1,388
Design	0	0	0	0	0	0	0	0	0
Construction	1,789,994	120,000	220,000	220,000	220,000	220,000	220,000	200,000	3,209,994
Equipment	0	0	0	0	0	0	0	0	0
TOTAL	1,791,382	120,000	220,000	220,000	220,000	220,000	220,000	200,000	3,211,382

REVENUES	Prior Years	Re-Estimate	2022-23	2023-24	2024-25	2025-26	2026-27	Future Yrs	Total
Bond Funds	1,791,382	120,000	220,000	220,000	220,000	220,000	220,000	200,000	3,211,382
N/A	0	0	0	0	0	0	0	0	0
N/A	0	0	0	0	0	0	0	0	0
TOTAL	1,791,382	120,000	220,000	220,000	220,000	220,000	220,000	200,000	3,211,382

OPERATING BUDGET IMPACT	2022-23	2023-24	2024-25	2025-26	2026-27	Future Yrs	Total
	0	0	0	0	0	0	0

CITY OF PLANO

COMMUNITY INVESTMENT PROGRAM

Project Name: New Concrete Alleys

Project Number: 37786

Start Date: Oct. 2012

Description:

Completion Date: Sep. 2027

Construction of concrete alleys to replace dirt alley locations. Funding will be transferred to specific projects as they are identified.



EXPENDITURES	Prior Years	Re-Estimate	2022-23	2023-24	2024-25	2025-26	2026-27	Future Yrs	Total
Land	0	0	0	0	0	0	0	0	0
Design	92,393	125,000	125,000	125,000	125,000	125,000	125,000	125,000	967,393
Construction	877,531	0	0	0	0	0	0	0	877,531
Equipment	0	0	0	0	0	0	0	0	0
TOTAL	969,924	125,000	125,000	125,000	125,000	125,000	125,000	125,000	1,844,924

REVENUES	Prior Years	Re-Estimate	2022-23	2023-24	2024-25	2025-26	2026-27	Future Yrs	Total
Bond Funds	969,924	125,000	125,000	125,000	125,000	125,000	125,000	125,000	1,844,924
N/A	0	0	0	0	0	0	0	0	0
N/A	0	0	0	0	0	0	0	0	0
TOTAL	969,924	125,000	125,000	125,000	125,000	125,000	125,000	125,000	1,844,924

OPERATING BUDGET IMPACT	2022-23	2023-24	2024-25	2025-26	2026-27	Future Yrs	Total
	0	0	0	0	0	0	0

CITY OF PLANO

COMMUNITY INVESTMENT PROGRAM

Project Name: Oversize Participation

Project Number: 31342

Start Date: Oct. 2011

Description:

Completion Date: Sep. 2027

Participation with developers for various oversize paving and drainage improvements that will benefit Plano residents, businesses and visitors.



EXPENDITURES	Prior Years	Re-Estimate	2022-23	2023-24	2024-25	2025-26	2026-27	Future Yrs	Total
Land	1,833	0	0	0	0	0	0	0	1,833
Design	23,151	0	0	0	0	0	0	0	23,151
Construction	11,171,349	125,000	125,000	125,000	125,000	125,000	125,000	125,000	12,046,349
Equipment	0	0	0	0	0	0	0	0	0
TOTAL	11,196,333	125,000	125,000	125,000	125,000	125,000	125,000	125,000	12,071,333

REVENUES	Prior Years	Re-Estimate	2022-23	2023-24	2024-25	2025-26	2026-27	Future Yrs	Total
Bond Funds	11,196,333	125,000	125,000	125,000	125,000	125,000	125,000	125,000	12,071,333
N/A	0	0	0	0	0	0	0	0	0
N/A	0	0	0	0	0	0	0	0	0
TOTAL	11,196,333	125,000	125,000	125,000	125,000	125,000	125,000	125,000	12,071,333

OPERATING BUDGET IMPACT	2022-23	2023-24	2024-25	2025-26	2026-27	Future Yrs	Total
	0	0	0	0	0	0	0

CITY OF PLANO

COMMUNITY INVESTMENT PROGRAM

Project Name: Park Boulevard Corridor Improvements

Project Number: 37779

Start Date: Aug. 2010

Description:

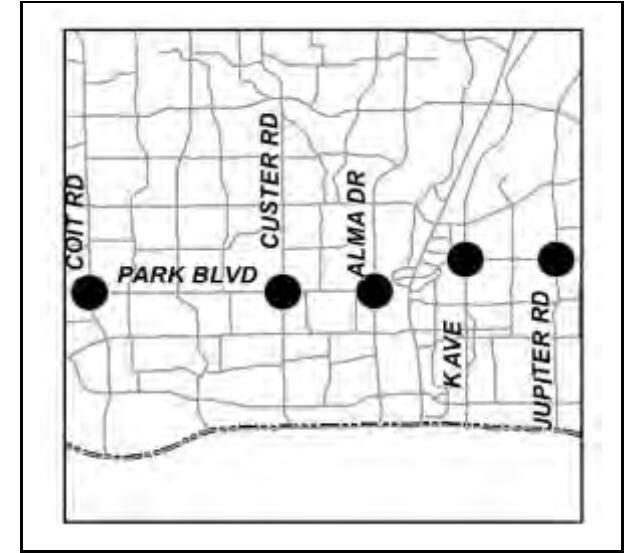
Completion Date: Dec. 2022

Intersection improvements along Park Boulevard at Coit Road, Custer Road, Alma Drive, K Avenue and Jupiter Road.

Design awarded to Pacheco Koch in August 2010.

Project Number 5989.1

Collin County will reimburse up to 50% of total street project expenses under an interlocal agreement approved in November 2017. RTR will participate in the amount of \$1,877,677.



EXPENDITURES	Prior Years	Re-Estimate	2022-23	2023-24	2024-25	2025-26	2026-27	Future Yrs	Total
Land	236,460	0	0	0	0	0	0	0	236,460
Design	451,926	115,000	10,000	0	0	0	0	0	576,926
Construction	1,305,855	1,400,000	1,900,000	0	0	0	0	0	4,605,855
Equipment	0	0	0	0	0	0	0	0	0
TOTAL	1,994,241	1,515,000	1,910,000	0	0	0	0	0	5,419,241

REVENUES	Prior Years	Re-Estimate	2022-23	2023-24	2024-25	2025-26	2026-27	Future Yrs	Total
Bond Funds	-445,761	1,021,291	853,966	0	0	0	0	0	1,429,496
Collin County	1,056,034	0	1,056,034	0	0	0	0	0	2,112,068
RTR	1,383,968	493,709	0	0	0	0	0	0	1,877,677
TOTAL	1,994,241	1,515,000	1,910,000	0	0	0	0	0	5,419,241

OPERATING BUDGET IMPACT	2022-23	2023-24	2024-25	2025-26	2026-27	Future Yrs	Total
	0	0	0	0	0	0	0

CITY OF PLANO

COMMUNITY INVESTMENT PROGRAM

Project Name: Parker Rd at Pittman Creek Bridge Replacement

Project Number: 35607

Start Date: Oct. 2021

Description:

Completion Date: Sep. 2023

Project includes the replacement of the Parker Road bridge at Pittman Creek, funded and managed by TxDOT as included in the off-state system federal-aid Highway Bridge Replacement and Rehabilitation Program (HBRRP).

Includes and Advanced Funding Agreement with TxDOT, executed in July 2022, requiring local participation of 10% of the project total for preliminary design and construction.

CSJ 0918-24-285

City Project #7568



EXPENDITURES	Prior Years	Re-Estimate	2022-23	2023-24	2024-25	2025-26	2026-27	Future Yrs	Total
Land	0	0	0	0	0	0	0	0	0
Design	0	5,500	0	0	0	0	0	0	5,500
Construction	0	0	135,000	0	0	0	0	0	135,000
Equipment	0	0	0	0	0	0	0	0	0
TOTAL	0	5,500	135,000	0	0	0	0	0	140,500

REVENUES	Prior Years	Re-Estimate	2022-23	2023-24	2024-25	2025-26	2026-27	Future Yrs	Total
Bond Funds	0	5,500	129,349	0	0	0	0	0	134,849
TxDOT	0	0	5,651	0	0	0	0	0	5,651
N/A	0	0	0	0	0	0	0	0	0
TOTAL	0	5,500	135,000	0	0	0	0	0	140,500

OPERATING BUDGET IMPACT	2022-23	2023-24	2024-25	2025-26	2026-27	Future Yrs	Total
	0	0	0	0	0	0	0

CITY OF PLANO

COMMUNITY INVESTMENT PROGRAM

Project Name: Parker Road Corridor Improvements

Project Number: 37750

Start Date: Mar. 2012

Description:

Completion Date: Oct. 2022

Intersection improvements at the Parker at Coit intersection (dual left turn for eastbound & westbound) and Parker at Alma intersection (southbound dedicated right turn on Alma & WB dedicated right turn on Parker).

Design awarded in March 2012 to Harrington Engineering.

Project Number 5926.1

Collin County will reimburse up to 50% of total street project expenses through an interlocal agreement approved in February 2017. RTR will participate in the amount of \$1,387,874.



EXPENDITURES	Prior Years	Re-Estimate	2022-23	2023-24	2024-25	2025-26	2026-27	Future Yrs	Total
Land	168,476	0	0	0	0	0	0	0	168,476
Design	299,607	15,000	10,000	0	0	0	0	0	324,607
Construction	46,730	200,000	2,000,000	0	0	0	0	0	2,246,730
Equipment	0	0	0	0	0	0	0	0	0
TOTAL	514,813	215,000	2,010,000	0	0	0	0	0	2,739,813
REVENUES	Prior Years	Re-Estimate	2022-23	2023-24	2024-25	2025-26	2026-27	Future Yrs	Total
Bond Funds	168,831	-460,100	493,008	0	0	0	0	0	201,739
Collin County	0	575,100	575,100	0	0	0	0	0	1,150,200
RTR	345,982	100,000	941,892	0	0	0	0	0	1,387,874
TOTAL	514,813	215,000	2,010,000	0	0	0	0	0	2,739,813
OPERATING BUDGET IMPACT			2022-23	2023-24	2024-25	2025-26	2026-27	Future Yrs	Total
			0	0	0	0	0	0	0

CITY OF PLANO

COMMUNITY INVESTMENT PROGRAM

Project Name: Parker Road Reconstruction - Roundrock to Custer

Project Number: 31210

Start Date: Oct. 2018

Description:

Completion Date: Jul. 2024

Full reconstruction of Parker Rd from Roundrock Trail to Custer Road (City Project # 7050).

Design awarded to Garver Engineers in December 2018.

Project Number 7050

(See also Water CIP #68210)



EXPENDITURES	Prior Years	Re-Estimate	2022-23	2023-24	2024-25	2025-26	2026-27	Future Yrs	Total
Land	0	0	0	0	0	0	0	0	0
Design	496,582	100,000	40,000	20,000	0	0	0	0	656,582
Construction	0	0	2,000,000	6,000,000	2,500,000	0	0	0	10,500,000
Equipment	0	0	0	0	0	0	0	0	0
TOTAL	496,582	100,000	2,040,000	6,020,000	2,500,000	0	0	0	11,156,582

REVENUES	Prior Years	Re-Estimate	2022-23	2023-24	2024-25	2025-26	2026-27	Future Yrs	Total
Bond Funds	496,582	100,000	2,040,000	6,020,000	2,500,000	0	0	0	11,156,582
N/A	0	0	0	0	0	0	0	0	0
N/A	0	0	0	0	0	0	0	0	0
TOTAL	496,582	100,000	2,040,000	6,020,000	2,500,000	0	0	0	11,156,582

OPERATING BUDGET IMPACT	2022-23	2023-24	2024-25	2025-26	2026-27	Future Yrs	Total
	0	0	0	0	0	0	0

CITY OF PLANO

COMMUNITY INVESTMENT PROGRAM

Project Name: Paving & Waterline Imp: Kingston/Duchess/Lorraine/Willow

Project Number: 37889

Start Date: Nov. 2021

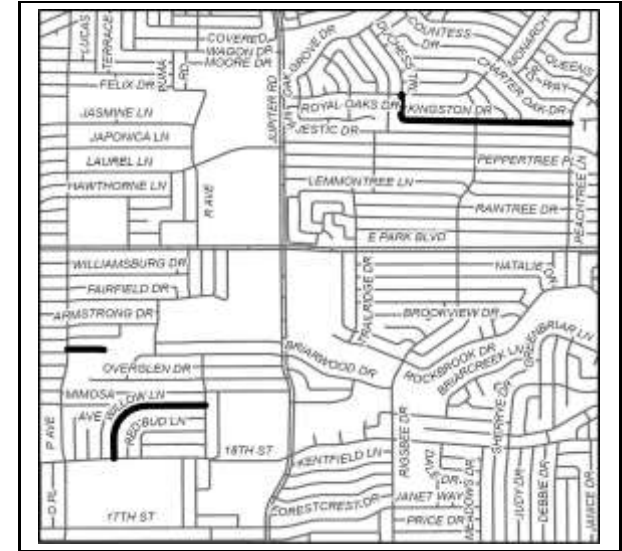
Description:

Completion Date: Jun. 2024

Project includes removal and replacement of 4,300 linear feet of full-width residential street pavement, sidewalks, driveways, barrier free ramps, and 4,000 linear feet of water line.

1. Kingston Drive (Peachtree Lane to Duchess Trail) (2,000 LF)
2. Duchess Trail (Kingstone Drive to Royal Oaks Drive) (310 LF)
3. Lorraine Drive (P Ave to end of cul-de-sac) (430 LF)
4. Willow Lane (18th Street to R Avenue) (1,570 LF)

(See also Water CIP #68889)



EXPENDITURES	Prior Years	Re-Estimate	2022-23	2023-24	2024-25	2025-26	2026-27	Future Yrs	Total
Land	0	0	0	0	0	0	0	0	0
Design	0	160,000	300,000	40,000	0	0	0	0	500,000
Construction	0	0	400,000	2,400,000	0	0	0	0	2,800,000
Equipment	0	0	0	0	0	0	0	0	0
TOTAL	0	160,000	700,000	2,440,000	0	0	0	0	3,300,000

REVENUES	Prior Years	Re-Estimate	2022-23	2023-24	2024-25	2025-26	2026-27	Future Yrs	Total
Bond Funds	0	160,000	700,000	2,440,000	0	0	0	0	3,300,000
N/A	0	0	0	0	0	0	0	0	0
N/A	0	0	0	0	0	0	0	0	0
TOTAL	0	160,000	700,000	2,440,000	0	0	0	0	3,300,000

OPERATING BUDGET IMPACT	2022-23	2023-24	2024-25	2025-26	2026-27	Future Yrs	Total
	0	0	0	0	0	0	0

CITY OF PLANO

COMMUNITY INVESTMENT PROGRAM

Project Name: Paving & Waterline Imp: Middle Cove/Lookout/Westridge/etc.

Project Number: 37890

Start Date: Nov. 2021

Description:

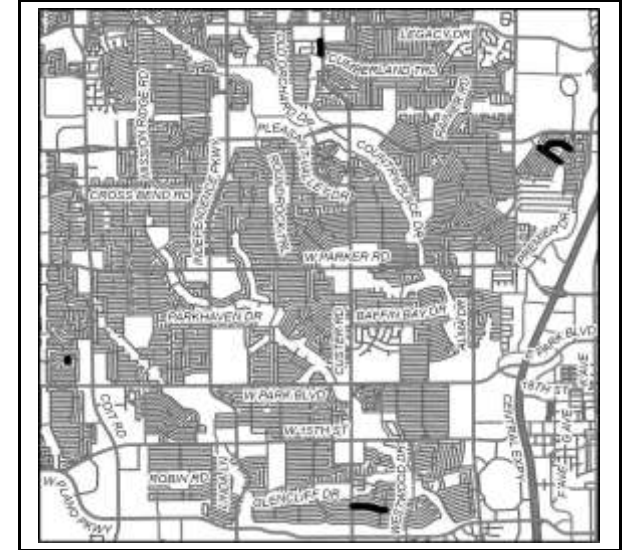
Completion Date: Jun. 2024

Project includes removal and replacement of 4,545 linear feet of full-width residential street pavement, sidewalks, driveways, barrier free ramps, and 3,300 linear feet of water line.

1. Middle Cove Drive (Lookout Trail to Buffalo Bend) (1,380 LF)
2. Lookout Trail (North of Middle Cove Drive to Eagle Pass) (1,110 LF)
3. Westridge Drive (Custer Road to Dartbrook Drive) (1,250 LF)
4. Carrington Drive (Glenmont Drive to Winslow Drive) (625 LF)
5. Early Morn Court (Early Morn Drive to end of cul-de-sac) (180 LF)

Project Number 7462

(See also Water CIP #68890)



EXPENDITURES	Prior Years	Re-Estimate	2022-23	2023-24	2024-25	2025-26	2026-27	Future Yrs	Total
Land	0	0	0	0	0	0	0	0	0
Design	0	100,000	220,000	50,000	0	0	0	0	370,000
Construction	0	0	200,000	3,600,000	0	0	0	0	3,800,000
Equipment	0	0	0	0	0	0	0	0	0
TOTAL	0	100,000	420,000	3,650,000	0	0	0	0	4,170,000
REVENUES	Prior Years	Re-Estimate	2022-23	2023-24	2024-25	2025-26	2026-27	Future Yrs	Total
Bond Funds	0	100,000	420,000	3,650,000	0	0	0	0	4,170,000
N/A	0	0	0	0	0	0	0	0	0
N/A	0	0	0	0	0	0	0	0	0
TOTAL	0	100,000	420,000	3,650,000	0	0	0	0	4,170,000
OPERATING BUDGET IMPACT			2022-23	2023-24	2024-25	2025-26	2026-27	Future Yrs	Total
			0	0	0	0	0	0	0

CITY OF PLANO

COMMUNITY INVESTMENT PROGRAM

Project Name: Paving & Waterline Imp: Oak Grove Drive & Santa Fe Trail

Project Number: 37891

Start Date: Nov. 2021

Description:

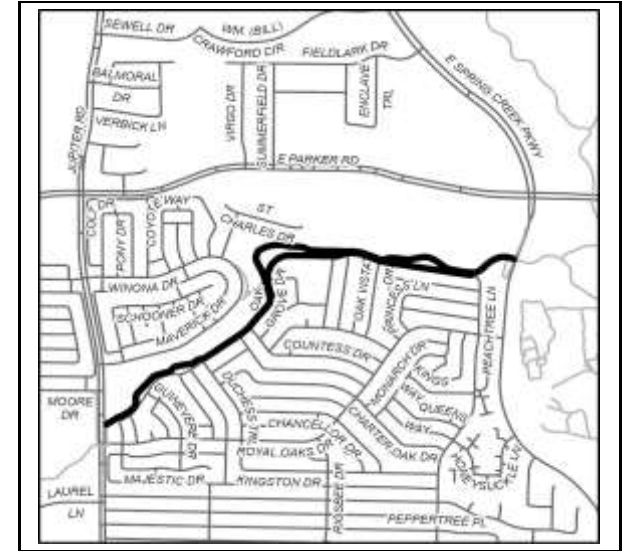
Completion Date: Nov. 2023

Project includes removal and replacement of 2,500 linear feet of full-width residential street pavement, sidewalks, driveways, barrier free ramps, and of water line. Drainage improvements will be evaluated and improved to address localized flooding concerns.

Project limits are between Oak Grove Court and Peachtree Lane.

The Santa Fe Trail, adjacent to Oak Grove Drive, will also be replaced with this project between Jupiter Road and East Spring Creek Parkway along Brown Branch, connection Schell Park, west of Jupiter Road to Bob Woodruff Park, east of Spring Creek Parkway.

(See also Water CIP #68891)



EXPENDITURES	Prior Years	Re-Estimate	2022-23	2023-24	2024-25	2025-26	2026-27	Future Yrs	Total
Land	0	0	0	0	0	0	0	0	0
Design	0	125,000	196,000	0	0	0	0	0	321,000
Construction	0	0	100,000	2,300,000	0	0	0	0	2,400,000
Equipment	0	0	0	0	0	0	0	0	0
TOTAL	0	125,000	296,000	2,300,000	0	0	0	0	2,721,000

REVENUES	Prior Years	Re-Estimate	2022-23	2023-24	2024-25	2025-26	2026-27	Future Yrs	Total
Bond Funds	0	125,000	296,000	2,300,000	0	0	0	0	2,721,000
N/A	0	0	0	0	0	0	0	0	0
N/A	0	0	0	0	0	0	0	0	0
TOTAL	0	125,000	296,000	2,300,000	0	0	0	0	2,721,000

OPERATING BUDGET IMPACT	2022-23	2023-24	2024-25	2025-26	2026-27	Future Yrs	Total
	0	0	0	0	0	0	0

CITY OF PLANO

COMMUNITY INVESTMENT PROGRAM

Project Name: Paving & Waterline Imp: Rigsbee/Peppertree/Laurel/Trailridge

Project Number: 37901

Start Date: Oct. 2022

Description:

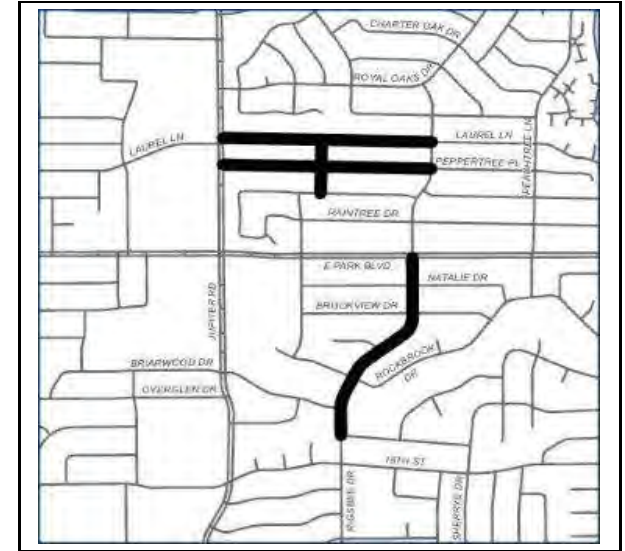
Completion Date: Sep. 2024

Includes the removal and replacement of 7,480 LF of full-width residential and collector street pavement, including sidewalks, barrier free ramps, and water lines at the following locations:

1. Rigsbee Drive (Briarwood Drive to East Park Blvd) (2,340 LF)
2. Peppertree Place (Jupiter Road to Rigsbee Drive) (2,260 LF)
3. Laurel Lane (Rigsbee Drive to Jupiter Road) (2,270 LF)
4. Trailridge Drive (Laurel Lane to Lemmontree Lane) (610 LF)

Project Number 7589

(See also Water CIP #67901)



EXPENDITURES	Prior Years	Re-Estimate	2022-23	2023-24	2024-25	2025-26	2026-27	Future Yrs	Total
Land	0	0	0	0	0	0	0	0	0
Design	0	0	350,000	200,000	0	0	0	0	550,000
Construction	0	0	0	2,000,000	1,800,000	0	0	0	3,800,000
Equipment	0	0	0	0	0	0	0	0	0
TOTAL	0	0	350,000	2,200,000	1,800,000	0	0	0	4,350,000

REVENUES	Prior Years	Re-Estimate	2022-23	2023-24	2024-25	2025-26	2026-27	Future Yrs	Total
Bond Funds	0	0	350,000	2,200,000	1,800,000	0	0	0	4,350,000
N/A	0	0	0	0	0	0	0	0	0
N/A	0	0	0	0	0	0	0	0	0
TOTAL	0	0	350,000	2,200,000	1,800,000	0	0	0	4,350,000

OPERATING BUDGET IMPACT	2022-23	2023-24	2024-25	2025-26	2026-27	Future Yrs	Total
	0	0	0	0	0	0	0

CITY OF PLANO

COMMUNITY INVESTMENT PROGRAM

Project Name: Paving & WL Imp: Monarch/Charter/White Oak/Desert Garden

Project Number: 37902

Start Date: Oct. 2022

Description:

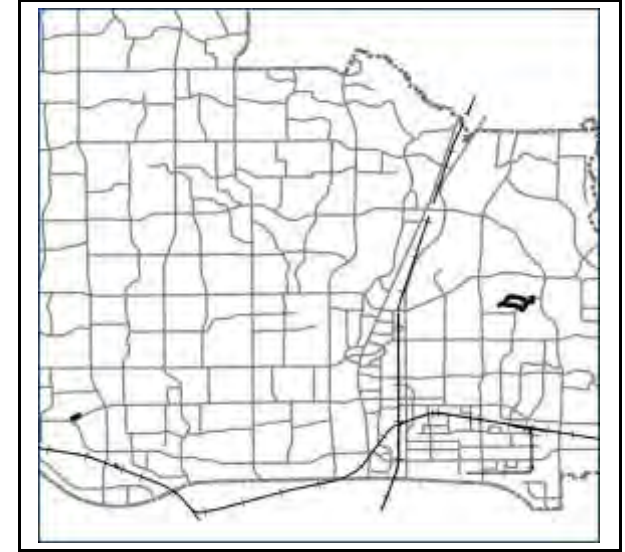
Completion Date: Sep. 2024

Includes the removal and replacement of 4,970 LF of full-width residential and collector street pavement, including sidewalks, barrier free ramps, and water lines at the following locations:

1. Monarch Drive (Royal Oaks Drive to Charter Oak Drive) (1,325LF)
2. Monarch Court (Monarch Drive to cul-de-sac) (100 LF)
3. White Oak Drive (Royal Oaks Drive to Countess Drive) (1,410 LF)
4. White Oak Court (White Oak Drive to cul-de-sac) (80 LF)
5. Charter Oak Drive (Duchess Trail to Royal Oaks Drive) (1,515 LF)
6. Desert Garden Drive (Watersedge Drive to cul-de-sac) (540 LF)

Project Number 7572

(See also Water CIP #67902)



EXPENDITURES	Prior Years	Re-Estimate	2022-23	2023-24	2024-25	2025-26	2026-27	Future Yrs	Total
Land	0	0	0	0	0	0	0	0	0
Design	0	0	300,000	150,000	0	0	0	0	450,000
Construction	0	0	0	1,750,000	750,000	0	0	0	2,500,000
Equipment	0	0	0	0	0	0	0	0	0
TOTAL	0	0	300,000	1,900,000	750,000	0	0	0	2,950,000

REVENUES	Prior Years	Re-Estimate	2022-23	2023-24	2024-25	2025-26	2026-27	Future Yrs	Total
Bond Funds	0	0	300,000	1,900,000	750,000	0	0	0	2,950,000
N/A	0	0	0	0	0	0	0	0	0
N/A	0	0	0	0	0	0	0	0	0
TOTAL	0	0	300,000	1,900,000	750,000	0	0	0	2,950,000

OPERATING BUDGET IMPACT	2022-23	2023-24	2024-25	2025-26	2026-27	Future Yrs	Total
	0	0	0	0	0	0	0

CITY OF PLANO

COMMUNITY INVESTMENT PROGRAM

Project Name: Paving & WL Reconstruction- Cabana/Fontaine

Project Number: 37897

Start Date: Oct. 2020

Description:

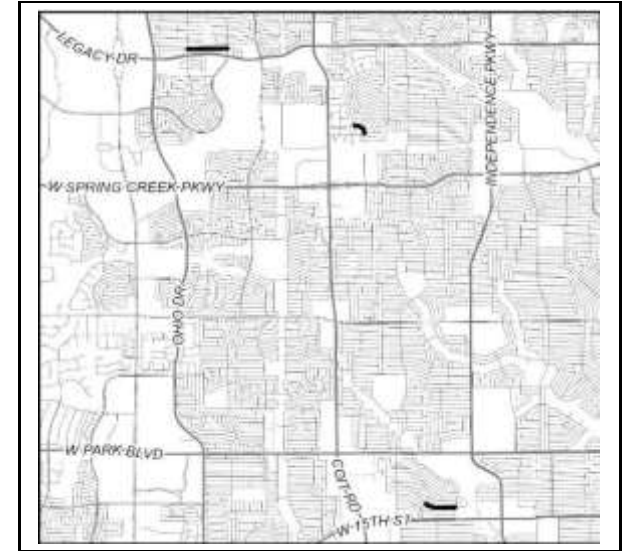
Completion Date: Nov. 2022

Project includes removal and replacement of 3,240 linear feet of full-width residential street pavement, sidewalks, driveways, barrier free ramps, and 570 linear feet of water line (Cabana Lane).

1. Cabana Lane (Bilmore Place to Sailmaker Lane) (570 LF)
2. Fontaine Street (Montclair Drive to Silverwood Lane) (1,170 LF)
3. Hallmark Drive (Colonnade Drive to Archgate Drive) (1,500 LF)

Project Number 7289

(See also Water CIP #68797)



EXPENDITURES	Prior Years	Re-Estimate	2022-23	2023-24	2024-25	2025-26	2026-27	Future Yrs	Total
Land	0	0	0	0	0	0	0	0	0
Design	158,243	70,000	30,000	0	0	0	0	0	258,243
Construction	0	200,000	1,850,000	0	0	0	0	0	2,050,000
Equipment	0	0	0	0	0	0	0	0	0
TOTAL	158,243	270,000	1,880,000	0	0	0	0	0	2,308,243
REVENUES	Prior Years	Re-Estimate	2022-23	2023-24	2024-25	2025-26	2026-27	Future Yrs	Total
Bond Funds	158,243	270,000	1,880,000	0	0	0	0	0	2,308,243
N/A	0	0	0	0	0	0	0	0	0
N/A	0	0	0	0	0	0	0	0	0
TOTAL	158,243	270,000	1,880,000	0	0	0	0	0	2,308,243
OPERATING BUDGET IMPACT			2022-23	2023-24	2024-25	2025-26	2026-27	Future Yrs	Total
			0	0	0	0	0	0	0

CITY OF PLANO

COMMUNITY INVESTMENT PROGRAM

Project Name: Paving & WL Reconstruction- Pleasant Valley & Villa Downs

Project Number: 37896

Start Date: Oct. 2020

Description:

Completion Date: Oct. 2023

Project includes removal and replacement of 2,850 linear feet of full-width collector and 1,720 linear feet residential street pavement, sidewalks, driveways, barrier free ramps, and 4,720 linear feet of water line.

1. Pleasant Valley Road (Roundrock Trail to Spring Creek Parkway) (2,850 LF) (Collector Street)
2. Villa Downs Drive (Cross Bend Road to Cross Bend Road) (1,720 LF) (Residential Street)

Project Number 7292

(See also Water CIP #68796)



EXPENDITURES	Prior Years	Re-Estimate	2022-23	2023-24	2024-25	2025-26	2026-27	Future Yrs	Total
Land	0	0	0	0	0	0	0	0	0
Design	167,300	100,000	50,000	10,000	0	0	0	0	327,300
Construction	0	0	1,300,000	2,300,000	0	0	0	0	3,600,000
Equipment	0	0	0	0	0	0	0	0	0
TOTAL	167,300	100,000	1,350,000	2,310,000	0	0	0	0	3,927,300

REVENUES	Prior Years	Re-Estimate	2022-23	2023-24	2024-25	2025-26	2026-27	Future Yrs	Total
Bond Funds	167,300	100,000	1,350,000	2,310,000	0	0	0	0	3,927,300
N/A	0	0	0	0	0	0	0	0	0
N/A	0	0	0	0	0	0	0	0	0
TOTAL	167,300	100,000	1,350,000	2,310,000	0	0	0	0	3,927,300

OPERATING BUDGET IMPACT	2022-23	2023-24	2024-25	2025-26	2026-27	Future Yrs	Total
	0	0	0	0	0	0	0

CITY OF PLANO

COMMUNITY INVESTMENT PROGRAM

Project Name: Pinecrest Drive Improvements

Project Number: 31284

Start Date: Oct. 2023

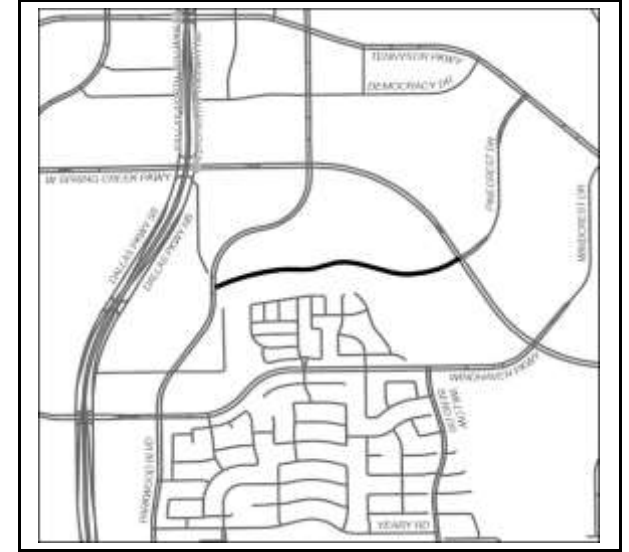
Description:

Completion Date: Sep. 2024

Project includes reimbursement of the construction costs associated with a new roadway to accommodate the Haggard Development along the Dallas North Tollway.

Design to be completed by developer in 2022-2023 fiscal year, with construction beginning in 2023-2024

Project Number 7588



EXPENDITURES	Prior Years	Re-Estimate	2022-23	2023-24	2024-25	2025-26	2026-27	Future Yrs	Total
Land	0	0	0	0	0	0	0	0	0
Design	0	0	0	0	0	0	0	0	0
Construction	0	0	0	7,000,000	0	0	0	0	7,000,000
Equipment	0	0	0	0	0	0	0	0	0
TOTAL	0	0	0	7,000,000	0	0	0	0	7,000,000
REVENUES	Prior Years	Re-Estimate	2022-23	2023-24	2024-25	2025-26	2026-27	Future Yrs	Total
Bond Funds	0	0	0	7,000,000	0	0	0	0	7,000,000
N/A	0	0	0	0	0	0	0	0	0
N/A	0	0	0	0	0	0	0	0	0
TOTAL	0	0	0	7,000,000	0	0	0	0	7,000,000
OPERATING BUDGET IMPACT			2022-23	2023-24	2024-25	2025-26	2026-27	Future Yrs	Total
			0	0	0	0	0	0	0

CITY OF PLANO

COMMUNITY INVESTMENT PROGRAM

Project Name: Plano Event Center Street Improvements

Project Number: 31208

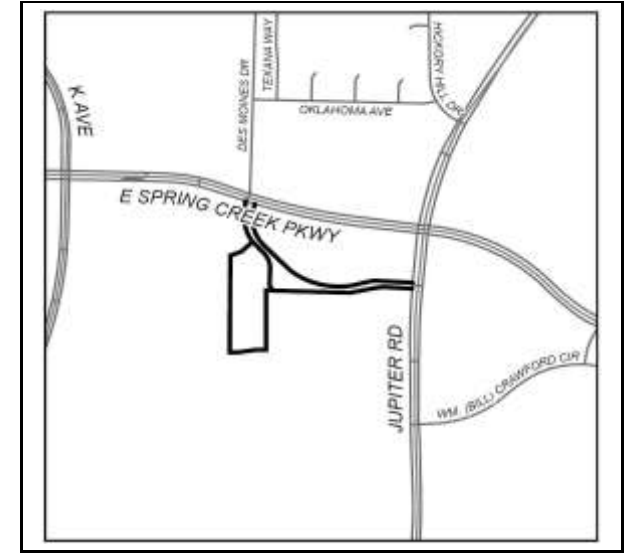
Start Date: Oct. 2019

Description:

Completion Date: Oct. 2023

Remove and replace 2,600 linear feet of full-width collector street pavement at the Plano Event Center.

Project Number 7201



EXPENDITURES	Prior Years	Re-Estimate	2022-23	2023-24	2024-25	2025-26	2026-27	Future Yrs	Total
Land	0	0	0	0	0	0	0	0	0
Design	0	220,000	80,000	20,000	0	0	0	0	320,000
Construction	148,210	0	2,040,000	775,000	0	0	0	0	2,963,210
Equipment	0	0	0	0	0	0	0	0	0
TOTAL	148,210	220,000	2,120,000	795,000	0	0	0	0	3,283,210

REVENUES	Prior Years	Re-Estimate	2022-23	2023-24	2024-25	2025-26	2026-27	Future Yrs	Total
Bond Funds	148,210	220,000	2,120,000	795,000	0	0	0	0	3,283,210
N/A	0	0	0	0	0	0	0	0	0
N/A	0	0	0	0	0	0	0	0	0
TOTAL	148,210	220,000	2,120,000	795,000	0	0	0	0	3,283,210

OPERATING BUDGET IMPACT	2022-23	2023-24	2024-25	2025-26	2026-27	Future Yrs	Total
	0	0	0	0	0	0	0

CITY OF PLANO

COMMUNITY INVESTMENT PROGRAM

Project Name: Plano Parkway Intersection Improvements

Project Number: 37784

Start Date: Jan. 2019

Description:

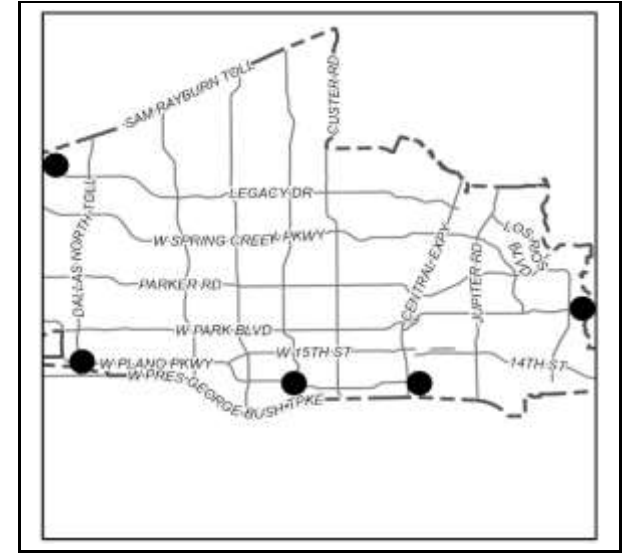
Completion Date: Jun. 2023

Conceptual design and study to assess necessary right-of-way, utility conflicts and alignment options to achieve capacity improvements for the intersection at

1. Plano Pkwy & K Ave
- Design and engineering to improve paving and signal modifications at multiple intersections (Nos. 2-6)
2. Plano Parkway at Independence Parkway
3. Plano Parkway at Parkwood Boulevard
4. Plano Parkway at Executive Drive
5. Park Boulevard at Country Club Drive
6. Legacy Drive at Headquarters Drive

Design to HDR Engineering in Nov. 2018 & Jan. 2019

Project Numbers 7063 & 7064



EXPENDITURES	Prior Years	Re-Estimate	2022-23	2023-24	2024-25	2025-26	2026-27	Future Yrs	Total
Land	37,733	0	0	0	0	0	0	0	37,733
Design	362,386	20,000	10,000	0	0	0	0	0	392,386
Construction	0	400,000	1,400,000	0	0	0	0	0	1,800,000
Equipment	0	0	0	0	0	0	0	0	0
TOTAL	400,119	420,000	1,410,000	0	0	0	0	0	2,230,119

REVENUES	Prior Years	Re-Estimate	2022-23	2023-24	2024-25	2025-26	2026-27	Future Yrs	Total
Bond Funds	400,119	420,000	1,410,000	0	0	0	0	0	2,230,119
N/A	0	0	0	0	0	0	0	0	0
N/A	0	0	0	0	0	0	0	0	0
TOTAL	400,119	420,000	1,410,000	0	0	0	0	0	2,230,119

OPERATING BUDGET IMPACT	2022-23	2023-24	2024-25	2025-26	2026-27	Future Yrs	Total
	0	0	0	0	0	0	0

CITY OF PLANO

COMMUNITY INVESTMENT PROGRAM

Project Name: Redevelopment Street Improvements

Project Number: 37846

Start Date: Oct. 2005

Description:

Completion Date: Sep. 2027

As areas of the City begin redeveloping, it will be necessary for the City to make various street improvements to facilitate the development. These funds will be used to build new streets and reconstruct existing substandard streets and will be transferred to specific projects as identified.



EXPENDITURES	Prior Years	Re-Estimate	2022-23	2023-24	2024-25	2025-26	2026-27	Future Yrs	Total
Land	0	0	0	0	0	0	0	0	0
Design	0	0	0	0	0	0	0	0	0
Construction	867,917	100,000	500,000	1,000,000	1,000,000	1,000,000	1,000,000	1,200,000	6,667,917
Equipment	0	0	0	0	0	0	0	0	0
TOTAL	867,917	100,000	500,000	1,000,000	1,000,000	1,000,000	1,000,000	1,200,000	6,667,917

REVENUES	Prior Years	Re-Estimate	2022-23	2023-24	2024-25	2025-26	2026-27	Future Yrs	Total
Bond Funds	867,917	100,000	500,000	1,000,000	1,000,000	1,000,000	1,000,000	1,200,000	6,667,917
N/A	0	0	0	0	0	0	0	0	0
N/A	0	0	0	0	0	0	0	0	0
TOTAL	867,917	100,000	500,000	1,000,000	1,000,000	1,000,000	1,000,000	1,200,000	6,667,917

OPERATING BUDGET IMPACT	2022-23	2023-24	2024-25	2025-26	2026-27	Future Yrs	Total
	0	0	0	0	0	0	0

CITY OF PLANO

COMMUNITY INVESTMENT PROGRAM

Project Name: Residential Concrete Pavement Repair Zone C6

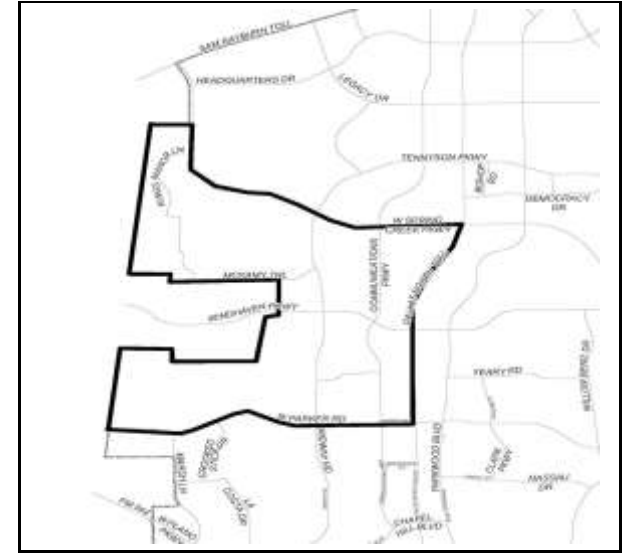
Project Number: 31502

Start Date: Oct. 2021

Description:

Completion Date: Sep. 2024

Removal and reconstruction of reinforced concrete pavement on residential streets, alleys and sidewalks in the area within and around West city limit, Spring Creek Parkway, DNT and Parker Road



EXPENDITURES	Prior Years	Re-Estimate	2022-23	2023-24	2024-25	2025-26	2026-27	Future Yrs	Total
Land	0	0	0	0	0	0	0	0	0
Design	0	0	0	0	0	0	0	0	0
Construction	0	1,500,000	4,000,000	1,000,000	0	0	0	0	6,500,000
Equipment	0	0	0	0	0	0	0	0	0
TOTAL	0	1,500,000	4,000,000	1,000,000	0	0	0	0	6,500,000

REVENUES	Prior Years	Re-Estimate	2022-23	2023-24	2024-25	2025-26	2026-27	Future Yrs	Total
Bond Funds	0	1,500,000	4,000,000	1,000,000	0	0	0	0	6,500,000
N/A	0	0	0	0	0	0	0	0	0
N/A	0	0	0	0	0	0	0	0	0
TOTAL	0	1,500,000	4,000,000	1,000,000	0	0	0	0	6,500,000

OPERATING BUDGET IMPACT	2022-23	2023-24	2024-25	2025-26	2026-27	Future Yrs	Total
	0	0	0	0	0	0	0

CITY OF PLANO

COMMUNITY INVESTMENT PROGRAM

Project Name: Residential Concrete Pavement Repair Zone D6

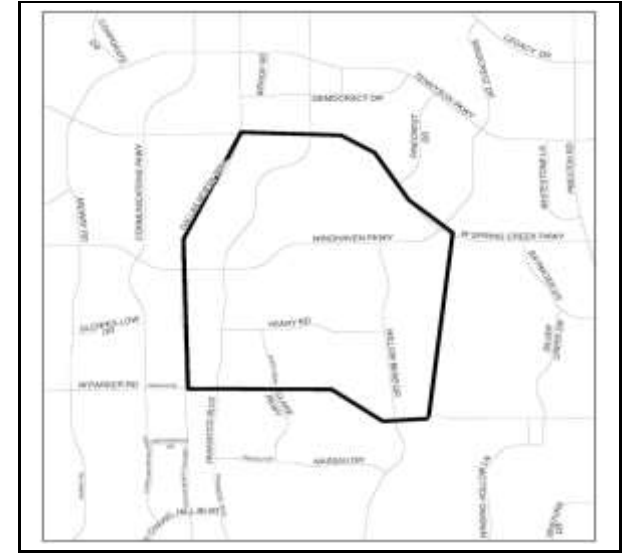
Project Number: 31506

Start Date: Oct. 2022

Description:

Completion Date: Sep. 2024

Project will complete street, alley, and sidewalk repairs in and around residential zone D6.



EXPENDITURES	Prior Years	Re-Estimate	2022-23	2023-24	2024-25	2025-26	2026-27	Future Yrs	Total
Land	0	0	0	0	0	0	0	0	0
Design	0	0	0	0	0	0	0	0	0
Construction	0	0	2,000,000	2,000,000	0	0	0	0	4,000,000
Equipment	0	0	0	0	0	0	0	0	0
TOTAL	0	0	2,000,000	2,000,000	0	0	0	0	4,000,000

REVENUES	Prior Years	Re-Estimate	2022-23	2023-24	2024-25	2025-26	2026-27	Future Yrs	Total
Bond Funds	0	0	2,000,000	2,000,000	0	0	0	0	4,000,000
N/A	0	0	0	0	0	0	0	0	0
N/A	0	0	0	0	0	0	0	0	0
TOTAL	0	0	2,000,000	2,000,000	0	0	0	0	4,000,000

OPERATING BUDGET IMPACT	2022-23	2023-24	2024-25	2025-26	2026-27	Future Yrs	Total
	0	0	0	0	0	0	0

CITY OF PLANO

COMMUNITY INVESTMENT PROGRAM

Project Name: Residential Concrete Pavement Repair Zone G10

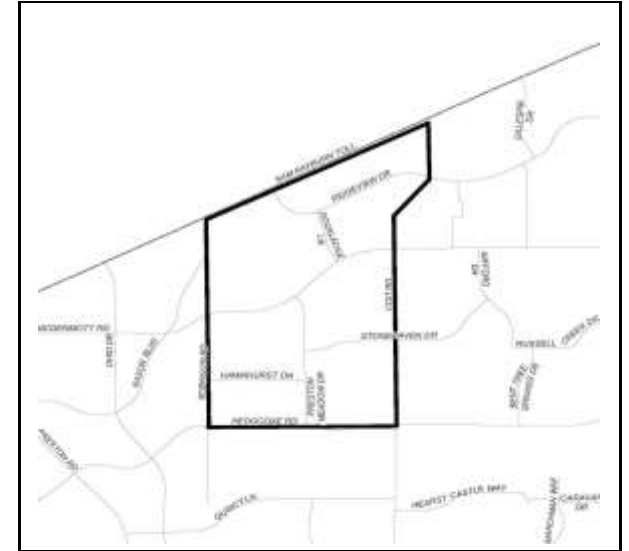
Project Number: 31503

Start Date: Oct. 2021

Description:

Completion Date: Sep. 2023

Project will repair residential concrete streets, alleys and sidewalks within the area in and around SH 121, Coit Rd, Hedgcoxe Rd & Robinson Rd



EXPENDITURES	Prior Years	Re-Estimate	2022-23	2023-24	2024-25	2025-26	2026-27	Future Yrs	Total
Land	0	0	0	0	0	0	0	0	0
Design	0	0	0	0	0	0	0	0	0
Construction	0	1,500,000	4,000,000	0	0	0	0	0	5,500,000
Equipment	0	0	0	0	0	0	0	0	0
TOTAL	0	1,500,000	4,000,000	0	0	0	0	0	5,500,000

REVENUES	Prior Years	Re-Estimate	2022-23	2023-24	2024-25	2025-26	2026-27	Future Yrs	Total
Bond Funds	0	1,500,000	4,000,000	0	0	0	0	0	5,500,000
N/A	0	0	0	0	0	0	0	0	0
N/A	0	0	0	0	0	0	0	0	0
TOTAL	0	1,500,000	4,000,000	0	0	0	0	0	5,500,000

OPERATING BUDGET IMPACT	2022-23	2023-24	2024-25	2025-26	2026-27	Future Yrs	Total
	0	0	0	0	0	0	0

CITY OF PLANO

COMMUNITY INVESTMENT PROGRAM

Project Name: Residential Concrete Pavement Repair Zone G3 - West

Project Number: 31504

Start Date: Oct. 2021

Description:

Completion Date: Sep. 2023

Project will repair residential concrete streets, alleys and sidewalks within and around the area bounded by Preston Rd, W Park Blvd, Coit Rd & 15th St, but generally west of Preston Ridge Trl.



EXPENDITURES	Prior Years	Re-Estimate	2022-23	2023-24	2024-25	2025-26	2026-27	Future Yrs	Total
Land	0	0	0	0	0	0	0	0	0
Design	0	0	0	0	0	0	0	0	0
Construction	0	1,500,000	4,000,000	0	0	0	0	0	5,500,000
Equipment	0	0	0	0	0	0	0	0	0
TOTAL	0	1,500,000	4,000,000	0	0	0	0	0	5,500,000

REVENUES	Prior Years	Re-Estimate	2022-23	2023-24	2024-25	2025-26	2026-27	Future Yrs	Total
Bond Funds	0	1,500,000	4,000,000	0	0	0	0	0	5,500,000
N/A	0	0	0	0	0	0	0	0	0
N/A	0	0	0	0	0	0	0	0	0
TOTAL	0	1,500,000	4,000,000	0	0	0	0	0	5,500,000

OPERATING BUDGET IMPACT	2022-23	2023-24	2024-25	2025-26	2026-27	Future Yrs	Total
	0	0	0	0	0	0	0

CITY OF PLANO

COMMUNITY INVESTMENT PROGRAM

Project Name: Residential Concrete Pavement Repair Zone K8 & L8

Project Number: 31505

Start Date: Oct. 2022

Description:

Completion Date: May. 2025

Project will complete street, alley, and sidewalk repairs in and around residential zones K8 & L8.



EXPENDITURES	Prior Years	Re-Estimate	2022-23	2023-24	2024-25	2025-26	2026-27	Future Yrs	Total
Land	0	0	0	0	0	0	0	0	0
Design	0	0	0	0	0	0	0	0	0
Construction	0	0	2,000,000	3,000,000	1,000,000	0	0	0	6,000,000
Equipment	0	0	0	0	0	0	0	0	0
TOTAL	0	0	2,000,000	3,000,000	1,000,000	0	0	0	6,000,000

REVENUES	Prior Years	Re-Estimate	2022-23	2023-24	2024-25	2025-26	2026-27	Future Yrs	Total
Bond Funds	0	0	2,000,000	3,000,000	1,000,000	0	0	0	6,000,000
N/A	0	0	0	0	0	0	0	0	0
N/A	0	0	0	0	0	0	0	0	0
TOTAL	0	0	2,000,000	3,000,000	1,000,000	0	0	0	6,000,000

OPERATING BUDGET IMPACT	2022-23	2023-24	2024-25	2025-26	2026-27	Future Yrs	Total
	0	0	0	0	0	0	0

CITY OF PLANO

COMMUNITY INVESTMENT PROGRAM

Project Name: Residential Concrete Pavement Repair Zone P4

Project Number: 31500

Start Date: Oct. 2021

Description:

Completion Date: May. 2024

Project will repair residential concrete streets, alleys and sidewalks within the area in and around Parker Road, Jupiter Road, Park Boulevard and Shiloh Road



EXPENDITURES	Prior Years	Re-Estimate	2022-23	2023-24	2024-25	2025-26	2026-27	Future Yrs	Total
Land	0	0	0	0	0	0	0	0	0
Design	0	0	0	0	0	0	0	0	0
Construction	230	3,000,000	3,500,000	1,500,000	0	0	0	0	8,000,230
Equipment	0	0	0	0	0	0	0	0	0
TOTAL	230	3,000,000	3,500,000	1,500,000	0	0	0	0	8,000,230

REVENUES	Prior Years	Re-Estimate	2022-23	2023-24	2024-25	2025-26	2026-27	Future Yrs	Total
Bond Funds	230	3,000,000	3,500,000	1,500,000	0	0	0	0	8,000,230
N/A	0	0	0	0	0	0	0	0	0
N/A	0	0	0	0	0	0	0	0	0
TOTAL	230	3,000,000	3,500,000	1,500,000	0	0	0	0	8,000,230

OPERATING BUDGET IMPACT	2022-23	2023-24	2024-25	2025-26	2026-27	Future Yrs	Total
	0	0	0	0	0	0	0

COMMUNITY INVESTMENT PROGRAM

Project will complete concrete street, alley and sidewalk repairs in Zones I7 & I3 that were not complete in projects 6922 and 7094.



EXPENDITURES	Prior Years	Re-Estimate	2022-23	2023-24	2024-25	2025-26	2026-27	Future Yrs	Total
Land	0	0	0	0	0	0	0	0	0
Design	0	0	0	0	0	0	0	0	0
Construction	0	2,000,000	3,500,000	3,000,000	0	0	0	0	8,500,000
Equipment	0	0	0	0	0	0	0	0	0
TOTAL	0	2,000,000	3,500,000	3,000,000	0	0	0	0	8,500,000
REVENUES	Prior Years	Re-Estimate	2022-23	2023-24	2024-25	2025-26	2026-27	Future Yrs	Total
Bond Funds	0	2,000,000	3,500,000	3,000,000	0	0	0	0	8,500,000
N/A	0	0	0	0	0	0	0	0	0
N/A	0	0	0	0	0	0	0	0	0
TOTAL	0	2,000,000	3,500,000	3,000,000	0	0	0	0	8,500,000
OPERATING BUDGET IMPACT			2022-23	2023-24	2024-25	2025-26	2026-27	Future Yrs	Total
			0	0	0	0	0	0	0

CITY OF PLANO

COMMUNITY INVESTMENT PROGRAM

Project Name: Roadway Median Landscaping

Project Number: 37752

Start Date: Oct. 2011

Description:

Completion Date: Sep. 2026

Landscaping of thoroughfare medians throughout the City when water restrictions permit.



EXPENDITURES	Prior Years	Re-Estimate	2022-23	2023-24	2024-25	2025-26	2026-27	Future Yrs	Total
Land	0	0	0	0	0	0	0	0	0
Design	229,219	5,000	5,000	5,000	5,000	5,000	0	20,000	274,219
Construction	1,407,138	70,000	70,000	70,000	70,000	70,000	0	200,000	1,957,138
Equipment	122,163	0	0	0	0	0	0	0	122,163
TOTAL	1,758,520	75,000	75,000	75,000	75,000	75,000	0	220,000	2,353,520

REVENUES	Prior Years	Re-Estimate	2022-23	2023-24	2024-25	2025-26	2026-27	Future Yrs	Total
Bond Funds	1,563,634	75,000	75,000	75,000	75,000	75,000	0	220,000	2,158,634
Private Partici	194,886	0	0	0	0	0	0	0	194,886
N/A	0	0	0	0	0	0	0	0	0
TOTAL	1,758,520	75,000	75,000	75,000	75,000	75,000	0	220,000	2,353,520

OPERATING BUDGET IMPACT	2022-23	2023-24	2024-25	2025-26	2026-27	Future Yrs	Total
	0	0	0	0	0	0	0

CITY OF PLANO

COMMUNITY INVESTMENT PROGRAM

Project Name: Screening Wall Reconstruction

Project Number: 37838

Start Date: Oct. 2011

Description:

Completion Date: Sep. 2026

Complete reconstruction of concrete screening walls along major thoroughfares. Funding will be transferred to specific projects as they are identified.



EXPENDITURES	Prior Years	Re-Estimate	2022-23	2023-24	2024-25	2025-26	2026-27	Future Yrs	Total
Land	600	0	0	0	0	0	0	0	600
Design	76,896	0	1,500	400,000	400,000	400,000	0	400,000	1,678,396
Construction	392,841	100,000	0	2,600,000	2,600,000	2,600,000	0	3,600,000	11,892,841
Equipment	0	0	0	0	0	0	0	0	0
TOTAL	470,337	100,000	1,500	3,000,000	3,000,000	3,000,000	0	4,000,000	13,571,837
REVENUES	Prior Years	Re-Estimate	2022-23	2023-24	2024-25	2025-26	2026-27	Future Yrs	Total
Bond Funds	470,037	100,000	1,500	3,000,000	3,000,000	3,000,000	0	4,000,000	13,571,537
Map Sales	300	0	0	0	0	0	0	0	300
N/A	0	0	0	0	0	0	0	0	0
TOTAL	470,337	100,000	1,500	3,000,000	3,000,000	3,000,000	0	4,000,000	13,571,837
OPERATING BUDGET IMPACT			2022-23	2023-24	2024-25	2025-26	2026-27	Future Yrs	Total
			0	0	0	0	0	0	0

CITY OF PLANO

COMMUNITY INVESTMENT PROGRAM

Project Name: Screening Wall Replacement- Amelia/Park/Custer/Wdbrn Crs

Project Number: 37874

Start Date: Oct. 2020

Description:

Completion Date: Sep. 2023

Project includes removal and replacement of 2,510' of screening wall, alley pavement, and sidewalks along Amelia Court, Park Blvd, Woodburn Corners, and Custer Road.



EXPENDITURES	Prior Years	Re-Estimate	2022-23	2023-24	2024-25	2025-26	2026-27	Future Yrs	Total
Land	0	0	0	0	0	0	0	0	0
Design	168,251	60,000	15,000	15,000	0	0	0	0	258,251
Construction	0	0	1,600,000	1,000,000	0	0	0	0	2,600,000
Equipment	0	0	0	0	0	0	0	0	0
TOTAL	168,251	60,000	1,615,000	1,015,000	0	0	0	0	2,858,251

REVENUES	Prior Years	Re-Estimate	2022-23	2023-24	2024-25	2025-26	2026-27	Future Yrs	Total
Bond Funds	168,251	60,000	1,615,000	1,015,000	0	0	0	0	2,858,251
N/A	0	0	0	0	0	0	0	0	0
N/A	0	0	0	0	0	0	0	0	0
TOTAL	168,251	60,000	1,615,000	1,015,000	0	0	0	0	2,858,251

OPERATING BUDGET IMPACT	2022-23	2023-24	2024-25	2025-26	2026-27	Future Yrs	Total
	0	0	0	0	0	0	0

CITY OF PLANO

COMMUNITY INVESTMENT PROGRAM

Project Name: Screening Wall Replacement - Coit Rd

Project Number: 37879

Start Date: Oct. 2022

Description:

Completion Date: Sep. 2024

Includes the removal and replacement of 3,840 LF of screening walls and sidewalks in the Saigling Square and Biltmore Patio neighborhoods at the following locations:

1. Irvine Drive to W Parker Rd (3,180 LF)
2. Bluebonnet Trail to Arizona Court (660 LF)

Project Number 7591



EXPENDITURES	Prior Years	Re-Estimate	2022-23	2023-24	2024-25	2025-26	2026-27	Future Yrs	Total
Land	0	0	0	0	0	0	0	0	0
Design	0	0	200,000	300,000	0	0	0	0	500,000
Construction	0	0	0	3,400,000	0	0	0	0	3,400,000
Equipment	0	0	0	0	0	0	0	0	0
TOTAL	0	0	200,000	3,700,000	0	0	0	0	3,900,000

REVENUES	Prior Years	Re-Estimate	2022-23	2023-24	2024-25	2025-26	2026-27	Future Yrs	Total
Bond Funds	0	0	200,000	3,700,000	0	0	0	0	3,900,000
N/A	0	0	0	0	0	0	0	0	0
N/A	0	0	0	0	0	0	0	0	0
TOTAL	0	0	200,000	3,700,000	0	0	0	0	3,900,000

OPERATING BUDGET IMPACT	2022-23	2023-24	2024-25	2025-26	2026-27	Future Yrs	Total
	0	0	0	0	0	0	0

CITY OF PLANO

COMMUNITY INVESTMENT PROGRAM

Project Name: Screening Wall Replacement - Custer Rd from Treehouse Ln...

Project Number: 37787

Start Date: Jun. 2019

Description:

Completion Date: Nov. 2022

Project includes new screening wall along Custer Rd from Treehouse Lane to Cross Bend Drive.

Professional services awarded to Nathan D Maier Consulting Engineers in July 2019.

Project Number 7140



EXPENDITURES	Prior Years	Re-Estimate	2022-23	2023-24	2024-25	2025-26	2026-27	Future Yrs	Total
Land	0	0	0	0	0	0	0	0	0
Design	187,417	230,000	300,000	0	0	0	0	0	717,417
Construction	0	500,000	650,000	0	0	0	0	0	1,150,000
Equipment	0	0	0	0	0	0	0	0	0
TOTAL	187,417	730,000	950,000	0	0	0	0	0	1,867,417
REVENUES	Prior Years	Re-Estimate	2022-23	2023-24	2024-25	2025-26	2026-27	Future Yrs	Total
Bond Funds	187,417	730,000	950,000	0	0	0	0	0	1,867,417
N/A	0	0	0	0	0	0	0	0	0
N/A	0	0	0	0	0	0	0	0	0
TOTAL	187,417	730,000	950,000	0	0	0	0	0	1,867,417
OPERATING BUDGET IMPACT			2022-23	2023-24	2024-25	2025-26	2026-27	Future Yrs	Total
			0	0	0	0	0	0	0

CITY OF PLANO

COMMUNITY INVESTMENT PROGRAM

Project Name: Screening Wall Replacement - Independence Pkwy- Lanarc Dr...

Project Number: 37806

Start Date: Oct. 2018

Description:

Completion Date: Oct. 2023

Reconstruction of several existing screening walls along the east and west sides of Independence Blvd from Lanarc Dr to Loch Haven Dr,

Professional services awarded to White Hawk Engineering & Design in October 2018.

Project Number 7028



EXPENDITURES	Prior Years	Re-Estimate	2022-23	2023-24	2024-25	2025-26	2026-27	Future Yrs	Total
Land	4,956	0	0	0	0	0	0	0	4,956
Design	344,201	30,000	70,000	0	0	0	0	0	444,201
Construction	0	800,000	1,300,000	1,500,000	0	0	0	0	3,600,000
Equipment	0	0	0	0	0	0	0	0	0
TOTAL	349,157	830,000	1,370,000	1,500,000	0	0	0	0	4,049,157

REVENUES	Prior Years	Re-Estimate	2022-23	2023-24	2024-25	2025-26	2026-27	Future Yrs	Total
Bond Funds	349,157	830,000	1,370,000	1,500,000	0	0	0	0	4,049,157
N/A	0	0	0	0	0	0	0	0	0
N/A	0	0	0	0	0	0	0	0	0
TOTAL	349,157	830,000	1,370,000	1,500,000	0	0	0	0	4,049,157

OPERATING BUDGET IMPACT							
	2022-23	2023-24	2024-25	2025-26	2026-27	Future Yrs	Total
	0	0	0	0	0	0	0

CITY OF PLANO

COMMUNITY INVESTMENT PROGRAM

Project Name: Screening Wall Replacement - Legacy Drive

Project Number: 37877

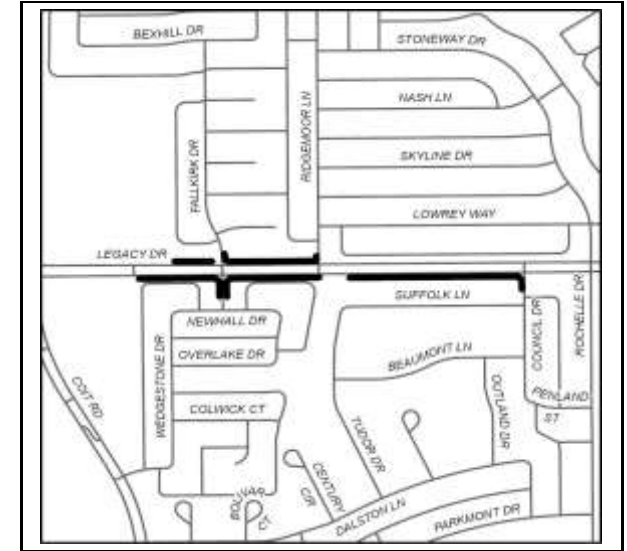
Start Date: Nov. 2021

Description:

Completion Date: Nov. 2023

Project includes removal and replacement of 2,085 LF of screening wall and sidewalks in the Willow Bend Estates neighborhood at the following locations:

1. West of Fallkirk Drive on the north side of Legacy Drive (180 LF)
2. Fallkirk Drive to Ridgemoor Lane on the north side of Legacy Drive (320 LF)
3. West of Fallkirk Drive on the south side of Legacy Drive (360 LF)
4. Fallkirk Drive to Council Drive on the south side of Legacy Drive (1,225 LF)



EXPENDITURES	Prior Years	Re-Estimate	2022-23	2023-24	2024-25	2025-26	2026-27	Future Yrs	Total
Land	0	0	0	0	0	0	0	0	0
Design	0	150,000	150,000	30,000	0	0	0	0	330,000
Construction	0	0	200,000	2,400,000	0	0	0	0	2,600,000
Equipment	0	0	0	0	0	0	0	0	0
TOTAL	0	150,000	350,000	2,430,000	0	0	0	0	2,930,000
REVENUES	Prior Years	Re-Estimate	2022-23	2023-24	2024-25	2025-26	2026-27	Future Yrs	Total
Bond Funds	0	150,000	350,000	2,430,000	0	0	0	0	2,930,000
N/A	0	0	0	0	0	0	0	0	0
N/A	0	0	0	0	0	0	0	0	0
TOTAL	0	150,000	350,000	2,430,000	0	0	0	0	2,930,000
OPERATING BUDGET IMPACT			2022-23	2023-24	2024-25	2025-26	2026-27	Future Yrs	Total
			0	0	0	0	0	0	0

CITY OF PLANO

COMMUNITY INVESTMENT PROGRAM

Project Name: Screening Wall Replacement - Marsh Ln

Project Number: 37878

Start Date: Oct. 2022

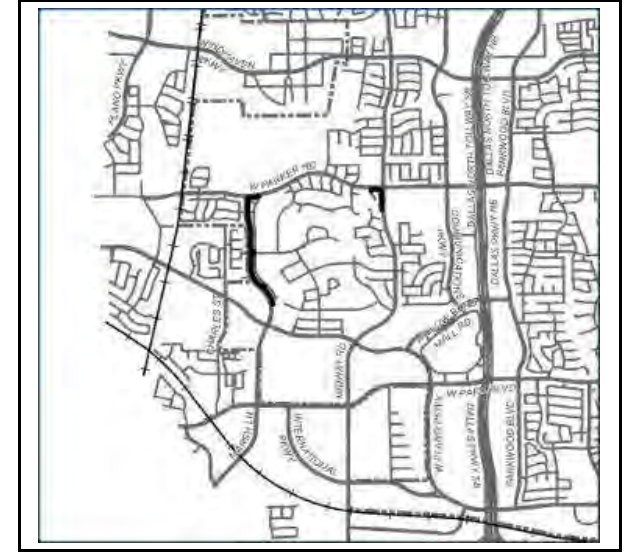
Description:

Completion Date: Sep. 2024

Includes the removal and replacement of 4,510 LF of screening walls and sidewalks in the Hills of Prestonwood neighborhood at the following locations:

1. 2505 Preston Wood Drive to Palm Aire Drive (along Marsh Lane) (650 LF)
2. Parm Aire Drive to Coumbine Way (along Marsh Lane) (1,270 LF)
3. Columbine Way to Eagle Vail Drive (along Marsh Lane) (1,260 LF)
4. Marsh Lane to Prestonwood Cul-de-Sac (along W Parker Rd) (340 LF)
5. Hunter Lane to Creek on Midway Road (720 LF south of Parker Rd) (990 LF)

Project Number 7590



EXPENDITURES	Prior Years	Re-Estimate	2022-23	2023-24	2024-25	2025-26	2026-27	Future Yrs	Total
Land	0	0	0	0	0	0	0	0	0
Design	0	0	250,000	350,000	0	0	0	0	600,000
Construction	0	0	0	4,000,000	0	0	0	0	4,000,000
Equipment	0	0	0	0	0	0	0	0	0
TOTAL	0	0	250,000	4,350,000	0	0	0	0	4,600,000

REVENUES	Prior Years	Re-Estimate	2022-23	2023-24	2024-25	2025-26	2026-27	Future Yrs	Total
Bond Funds	0	0	250,000	4,350,000	0	0	0	0	4,600,000
N/A	0	0	0	0	0	0	0	0	0
N/A	0	0	0	0	0	0	0	0	0
TOTAL	0	0	250,000	4,350,000	0	0	0	0	4,600,000

OPERATING BUDGET IMPACT	2022-23	2023-24	2024-25	2025-26	2026-27	Future Yrs	Total
	0	0	0	0	0	0	0

CITY OF PLANO

COMMUNITY INVESTMENT PROGRAM

Project Name: Screening Wall Replacement - Ohio Dr at Hedgcoxe Rd, McDerm

Project Number: 37873

Start Date: Oct. 2019

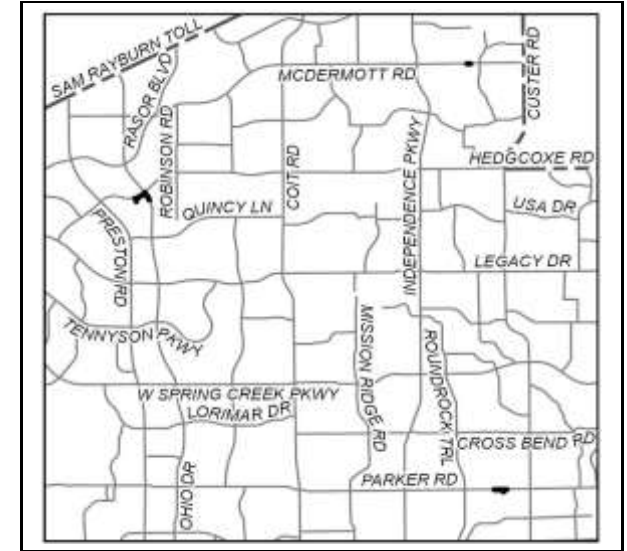
Description:

Completion Date: Feb. 2023

Removal and replacement of 1,550 linear feet of screening wall, alley pavement and sidewalks at the following locations:

1. Ohio Drive at Hedgcoxe Road - SW corner of the intersection between Gladstone Drive and Rockcreek Lane (810 lf)
2. McDermott Road - Behind 2525 Brycewood Drive (160 lf)
3. Parker Road - 425' west and 150' east of Tree House Lane (580 lf)

Project Number 7215



EXPENDITURES	Prior Years	Re-Estimate	2022-23	2023-24	2024-25	2025-26	2026-27	Future Yrs	Total
Land	300	0	0	0	0	0	0	0	300
Design	139,053	35,000	12,000	0	0	0	0	0	186,053
Construction	0	200,000	870,000	0	0	0	0	0	1,070,000
Equipment	0	0	0	0	0	0	0	0	0
TOTAL	139,353	235,000	882,000	0	0	0	0	0	1,256,353

REVENUES	Prior Years	Re-Estimate	2022-23	2023-24	2024-25	2025-26	2026-27	Future Yrs	Total
Bond Funds	139,353	235,000	882,000	0	0	0	0	0	1,256,353
N/A	0	0	0	0	0	0	0	0	0
N/A	0	0	0	0	0	0	0	0	0
TOTAL	139,353	235,000	882,000	0	0	0	0	0	1,256,353

OPERATING BUDGET IMPACT	2022-23	2023-24	2024-25	2025-26	2026-27	Future Yrs	Total
	0	0	0	0	0	0	0

CITY OF PLANO

COMMUNITY INVESTMENT PROGRAM

Project Name: Screening Wall Replacement - Parkwood/Nassau/Willow Bend

Project Number: 37876

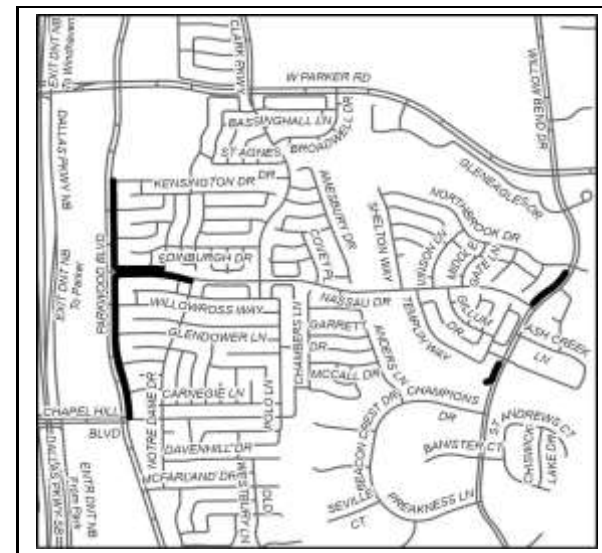
Start Date: Nov. 2021

Description:

Completion Date: Aug. 2024

Project includes removal and replacement of 4,495 LF of screening wall and sidewalks in the Willow Bend Estates neighborhood at the following locations:

1. Northeast corner of Parkwood Blvd and Nassau Drive (1,370 LF)
2. Southeast corner of Parkwood Blvd and Nassau Drive (2,425 LF)
3. West side of Willow Bend Drive, north of Nassau Drive (500 LF)
4. West side of Willow Bend Drive, south of Weatherby Lane (200 LF)



EXPENDITURES	Prior Years	Re-Estimate	2022-23	2023-24	2024-25	2025-26	2026-27	Future Yrs	Total
Land	0	0	0	0	0	0	0	0	0
Design	0	120,000	280,000	140,000	0	0	0	0	540,000
Construction	0	0	300,000	4,200,000	2,000,000	0	0	0	6,500,000
Equipment	0	0	0	0	0	0	0	0	0
TOTAL	0	120,000	580,000	4,340,000	2,000,000	0	0	0	7,040,000

REVENUES	Prior Years	Re-Estimate	2022-23	2023-24	2024-25	2025-26	2026-27	Future Yrs	Total
Bond Funds	0	120,000	580,000	4,340,000	2,000,000	0	0	0	7,040,000
N/A	0	0	0	0	0	0	0	0	0
N/A	0	0	0	0	0	0	0	0	0
TOTAL	0	120,000	580,000	4,340,000	2,000,000	0	0	0	7,040,000

OPERATING BUDGET IMPACT	2022-23	2023-24	2024-25	2025-26	2026-27	Future Yrs	Total
	0	0	0	0	0	0	0

CITY OF PLANO

COMMUNITY INVESTMENT PROGRAM

Project Name: Screening Wall Replacement - Preston Pointe

Project Number: 37875

Start Date: Oct. 2020

Description:

Completion Date: Oct. 2023

Project includes removal and replacement of 1,610' of screening wall and sidewalks along Burnham Drive and Plano Parkway in the Preston Pointe neighborhood.



EXPENDITURES	Prior Years	Re-Estimate	2022-23	2023-24	2024-25	2025-26	2026-27	Future Yrs	Total
Land	0	0	0	0	0	0	0	0	0
Design	99,750	50,000	10,000	0	0	0	0	0	159,750
Construction	0	200,000	1,000,000	0	0	0	0	0	1,200,000
Equipment	0	0	0	0	0	0	0	0	0
TOTAL	99,750	250,000	1,010,000	0	0	0	0	0	1,359,750
REVENUES	Prior Years	Re-Estimate	2022-23	2023-24	2024-25	2025-26	2026-27	Future Yrs	Total
Bond Funds	99,750	250,000	1,010,000	0	0	0	0	0	1,359,750
N/A	0	0	0	0	0	0	0	0	0
N/A	0	0	0	0	0	0	0	0	0
TOTAL	99,750	250,000	1,010,000	0	0	0	0	0	1,359,750
OPERATING BUDGET IMPACT			2022-23	2023-24	2024-25	2025-26	2026-27	Future Yrs	Total
			0	0	0	0	0	0	0

CITY OF PLANO

COMMUNITY INVESTMENT PROGRAM

Project Name: Screening Wall Replacement - Redwolf Lane and 15th Street

Project Number: 37828

Start Date: Jun. 2019

Description:

Completion Date: Apr. 2023

Reconstruction of existing screening walls in the following locations:

1. Red Wolf Ln from Windhaven Parkway to End
2. 15th Street from Pittman Creek to Westwood Drive



EXPENDITURES	Prior Years	Re-Estimate	2022-23	2023-24	2024-25	2025-26	2026-27	Future Yrs	Total
Land	0	0	0	0	0	0	0	0	0
Design	205,255	40,000	5,000	0	0	0	0	0	250,255
Construction	0	1,400,000	250,000	0	0	0	0	0	1,650,000
Equipment	0	0	0	0	0	0	0	0	0
TOTAL	205,255	1,440,000	255,000	0	0	0	0	0	1,900,255

REVENUES	Prior Years	Re-Estimate	2022-23	2023-24	2024-25	2025-26	2026-27	Future Yrs	Total
Bond Funds	205,255	1,440,000	255,000	0	0	0	0	0	1,900,255
N/A	0	0	0	0	0	0	0	0	0
N/A	0	0	0	0	0	0	0	0	0
TOTAL	205,255	1,440,000	255,000	0	0	0	0	0	1,900,255

OPERATING BUDGET IMPACT	2022-23	2023-24	2024-25	2025-26	2026-27	Future Yrs	Total
	0	0	0	0	0	0	0

CITY OF PLANO

COMMUNITY INVESTMENT PROGRAM

Project Name: Screening Wall Replacement: Park/Parker/Independen/14th/15th

Project Number: 37880

Start Date: Oct. 2022

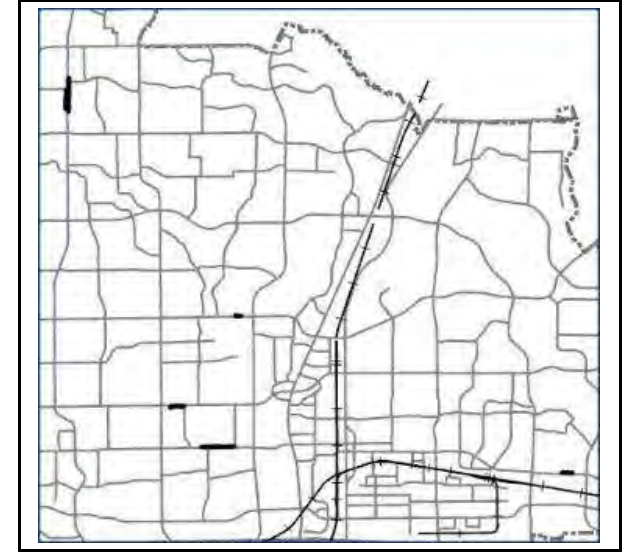
Description:

Completion Date: Jun. 2025

Includes the removal and replacement of 6,570 LF of screening walls, adjacent sidewalks and alleys at the following locations:

1. West Park Blvd (1901 - 1949 Keystone Drive) (860 LF)
2. West Parker Road (Pinion Drive to 1200 Jojoba Court) (325 LF)
3. Independence Parkway (West Side) (Clymer Drive to Caravan Drive) (1,180 LF)
4. Independence Parkway (East Side) (Bowie Drive to Val Verde Drive) (1,780 LF)
5. 14th Street (1401 - 4008 Ridge Gate Drive) (575 LF)
6. 15th Street (1400 - 1712 Amazon Drive) (1,850 LF)

The project also includes a feasibility study for replacement of a living screen with a brick masonry wall between Independence Pkwy and Stratford Drive along the south side of Park Blvd (2,880 LF).
Project Number 7574



EXPENDITURES	Prior Years	Re-Estimate	2022-23	2023-24	2024-25	2025-26	2026-27	Future Yrs	Total
Land	0	0	0	0	0	0	0	0	0
Design	0	0	200,000	400,000	0	0	0	0	600,000
Construction	0	0	0	2,000,000	3,700,000	0	0	0	5,700,000
Equipment	0	0	0	0	0	0	0	0	0
TOTAL	0	0	200,000	2,400,000	3,700,000	0	0	0	6,300,000

REVENUES	Prior Years	Re-Estimate	2022-23	2023-24	2024-25	2025-26	2026-27	Future Yrs	Total
Bond Funds	0	0	200,000	2,400,000	3,700,000	0	0	0	6,300,000
N/A	0	0	0	0	0	0	0	0	0
N/A	0	0	0	0	0	0	0	0	0
TOTAL	0	0	200,000	2,400,000	3,700,000	0	0	0	6,300,000

OPERATING BUDGET IMPACT	2022-23	2023-24	2024-25	2025-26	2026-27	Future Yrs	Total
	0	0	0	0	0	0	0

CITY OF PLANO

COMMUNITY INVESTMENT PROGRAM

Project Name: SH 121 Signal Upgrade 17 CMAQ

Project Number: 36702

Start Date: Jan. 2023

Description:

Completion Date: Aug. 2023

Signal controller, cabinet, and software upgrades along the SH 121 corridor from Spring Creek Parkway to Custer Road. (See TIP 19007)



EXPENDITURES	Prior Years	Re-Estimate	2022-23	2023-24	2024-25	2025-26	2026-27	Future Yrs	Total
Land	0	0	0	0	0	0	0	0	0
Design	0	0	88,000	0	0	0	0	0	88,000
Construction	0	0	402,000	0	0	0	0	0	402,000
Equipment	0	0	0	0	0	0	0	0	0
TOTAL	0	0	490,000	0	0	0	0	0	490,000

REVENUES	Prior Years	Re-Estimate	2022-23	2023-24	2024-25	2025-26	2026-27	Future Yrs	Total
Bond Funds	0	0	88,000	0	0	0	0	0	88,000
CMAQ Grants	0	0	402,000	0	0	0	0	0	402,000
N/A	0	0	0	0	0	0	0	0	0
TOTAL	0	0	490,000	0	0	0	0	0	490,000

OPERATING BUDGET IMPACT	2022-23	2023-24	2024-25	2025-26	2026-27	Future Yrs	Total
	0	0	0	0	0	0	0

CITY OF PLANO

COMMUNITY INVESTMENT PROGRAM

Project Name: Shiloh Road Expansion- Park Blvd to 14th St

Project Number: 31260

Start Date: Feb. 2019

Description:

Completion Date: May. 2024

Construction of the two eastern lanes to complete a four-lane divided thoroughfare.

Design awarded to Kimley-Horn & Associates in February 2019.

Project number 7036

(See also Water CIP #68260)



EXPENDITURES	Prior Years	Re-Estimate	2022-23	2023-24	2024-25	2025-26	2026-27	Future Yrs	Total
Land	0	0	0	0	0	0	0	0	0
Design	673,848	80,000	250,000	20,000	0	0	0	0	1,023,848
Construction	0	1,500,000	10,600,000	1,000,000	0	0	0	0	13,100,000
Equipment	0	0	0	0	0	0	0	0	0
TOTAL	673,848	1,580,000	10,850,000	1,020,000	0	0	0	0	14,123,848

REVENUES	Prior Years	Re-Estimate	2022-23	2023-24	2024-25	2025-26	2026-27	Future Yrs	Total
Bond Funds	673,848	-920,000	8,340,000	1,020,000	0	0	0	0	9,113,848
Collin County	0	2,500,000	2,510,000	0	0	0	0	0	5,010,000
N/A	0	0	0	0	0	0	0	0	0
TOTAL	673,848	1,580,000	10,850,000	1,020,000	0	0	0	0	14,123,848

OPERATING BUDGET IMPACT	2022-23	2023-24	2024-25	2025-26	2026-27	Future Yrs	Total
	0	0	0	0	0	0	0

CITY OF PLANO

COMMUNITY INVESTMENT PROGRAM

Project Name: Sidewalk Improvements - 15th Street and Plano Parkway

Project Number: 34559

Start Date: Jun. 2019

Description:

Completion Date: Jun. 2025

Project includes filling in missing sidewalk and bridge modifications for pedestrians in the following locations:

Phase I - 15th Street from Coit to Custer

Future Phases - 15th Street from Custer to Alma & Plano Parkway from Alma to Jupiter

Project Numbers 7138 & 7138.1



EXPENDITURES	Prior Years	Re-Estimate	2022-23	2023-24	2024-25	2025-26	2026-27	Future Yrs	Total
Land	731	0	0	0	0	0	0	0	731
Design	244,638	90,000	0	300,000	0	0	0	0	634,638
Construction	53,080	1,500,000	0	0	1,500,000	0	0	0	3,053,080
Equipment	0	0	0	0	0	0	0	0	0
TOTAL	298,449	1,590,000	0	300,000	1,500,000	0	0	0	3,688,449

REVENUES	Prior Years	Re-Estimate	2022-23	2023-24	2024-25	2025-26	2026-27	Future Yrs	Total
Bond Funds	298,449	1,590,000	0	300,000	1,500,000	0	0	0	3,688,449
N/A	0	0	0	0	0	0	0	0	0
N/A	0	0	0	0	0	0	0	0	0
TOTAL	298,449	1,590,000	0	300,000	1,500,000	0	0	0	3,688,449

OPERATING BUDGET IMPACT	2022-23	2023-24	2024-25	2025-26	2026-27	Future Yrs	Total
	0	0	0	0	0	0	0

CITY OF PLANO

COMMUNITY INVESTMENT PROGRAM

Project Name: Sidewalk Improvements - Rockbrook/Trailridge/E Park/Lakeview

Project Number: 34601

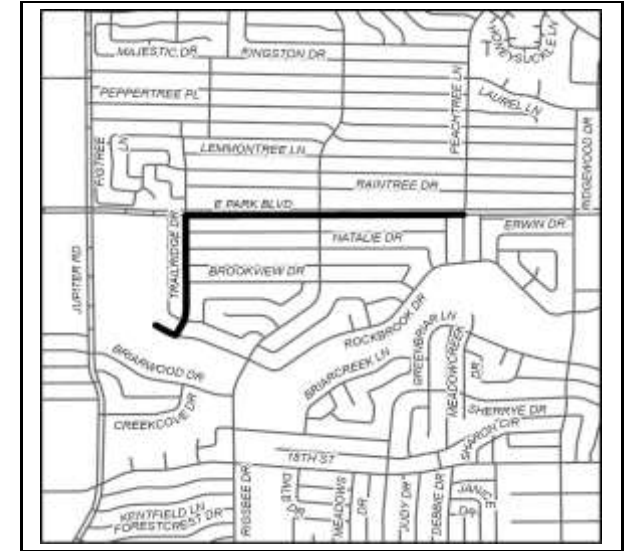
Start Date: Nov. 2021

Description:

Completion Date: Nov. 2023

Project includes removal and replacement of 4,760 LF of sidewalk, barrier free ramps, and the addition of 410 LF of new sidewalk along Rockbrook Drive. In addition, the pedestrian bridge across Pittman Creek along Lakeview Trail will be replaced and ADA-compliant connections made on both ends to the sidewalk along Lakeview Trail.

Project includes the replacement of 1,250 LF of 6" and 8" cast iron water lines along Rockbrook Drive and Trailridge Drive.



EXPENDITURES	Prior Years	Re-Estimate	2022-23	2023-24	2024-25	2025-26	2026-27	Future Yrs	Total
Land	0	0	0	0	0	0	0	0	0
Design	0	70,000	85,000	0	0	0	0	0	155,000
Construction	0	0	800,000	240,000	0	0	0	0	1,040,000
Equipment	0	0	0	0	0	0	0	0	0
TOTAL	0	70,000	885,000	240,000	0	0	0	0	1,195,000
REVENUES	Prior Years	Re-Estimate	2022-23	2023-24	2024-25	2025-26	2026-27	Future Yrs	Total
Bond Funds	0	70,000	885,000	240,000	0	0	0	0	1,195,000
N/A	0	0	0	0	0	0	0	0	0
N/A	0	0	0	0	0	0	0	0	0
TOTAL	0	70,000	885,000	240,000	0	0	0	0	1,195,000
OPERATING BUDGET IMPACT			2022-23	2023-24	2024-25	2025-26	2026-27	Future Yrs	Total
			0	0	0	0	0	0	0

CITY OF PLANO

COMMUNITY INVESTMENT PROGRAM

Project Name: Sidewalk Improvements- Plano Pkwy from Independence to Alma

Project Number: 34558

Start Date: Oct. 2017

Description:

Completion Date: Oct. 2022

Project includes new sidewalks on both sides of Plano Pkwy from Westwood Drive to Alma Drive. The project also includes 2 pedestrian bridges over Pittman Creek.

Design services were awarded to Freese & Nichols in October 2017.

Project Number 6901



EXPENDITURES	Prior Years	Re-Estimate	2022-23	2023-24	2024-25	2025-26	2026-27	Future Yrs	Total
Land	113,235	0	0	0	0	0	0	0	113,235
Design	411,083	60,000	10,000	0	0	0	0	0	481,083
Construction	545,225	2,010,000	0	0	0	0	0	0	2,555,225
Equipment	0	0	0	0	0	0	0	0	0
TOTAL	1,069,543	2,070,000	10,000	0	0	0	0	0	3,149,543

REVENUES	Prior Years	Re-Estimate	2022-23	2023-24	2024-25	2025-26	2026-27	Future Yrs	Total
Bond Funds	864,010	2,070,000	10,000	0	0	0	0	0	2,944,010
DART	205,533	0	0	0	0	0	0	0	205,533
N/A	0	0	0	0	0	0	0	0	0
TOTAL	1,069,543	2,070,000	10,000	0	0	0	0	0	3,149,543

OPERATING BUDGET IMPACT	2022-23	2023-24	2024-25	2025-26	2026-27	Future Yrs	Total
	0	0	0	0	0	0	0

CITY OF PLANO

COMMUNITY INVESTMENT PROGRAM

Project Name: Sidewalks

Project Number: 34555

Start Date: Oct. 2013

Description:

Completion Date: Sep. 2026

Installation of new sidewalks as necessary at locations that have yet not been identified.



EXPENDITURES	Prior Years	Re-Estimate	2022-23	2023-24	2024-25	2025-26	2026-27	Future Yrs	Total
Land	0	0	0	0	0	0	0	0	0
Design	10,126	0	200,000	200,000	200,000	200,000	0	200,000	1,010,126
Construction	53,546	100,000	300,000	1,050,000	1,050,000	1,050,000	0	2,000,000	5,603,546
Equipment	0	0	0	0	0	0	0	0	0
TOTAL	63,672	100,000	500,000	1,250,000	1,250,000	1,250,000	0	2,200,000	6,613,672

REVENUES	Prior Years	Re-Estimate	2022-23	2023-24	2024-25	2025-26	2026-27	Future Yrs	Total
Bond Funds	63,672	100,000	500,000	1,250,000	1,250,000	1,250,000	0	2,200,000	6,613,672
N/A	0	0	0	0	0	0	0	0	0
N/A	0	0	0	0	0	0	0	0	0
TOTAL	63,672	100,000	500,000	1,250,000	1,250,000	1,250,000	0	2,200,000	6,613,672

OPERATING BUDGET IMPACT	2022-23	2023-24	2024-25	2025-26	2026-27	Future Yrs	Total
	0	0	0	0	0	0	0

CITY OF PLANO

COMMUNITY INVESTMENT PROGRAM

Project Name: Spring Creek Pkwy - Park to Parker

Project Number: 31315

Start Date: Oct. 2018

Description:

Completion Date: Sep. 2026

Construction of the eastern two lanes on Spring Creek Parkway between Park Boulevard and Parker Road to complete a four-lane divided thoroughfare

Project Number 7040



EXPENDITURES	Prior Years	Re-Estimate	2022-23	2023-24	2024-25	2025-26	2026-27	Future Yrs	Total
Land	0	0	0	0	0	0	0	0	0
Design	0	0	0	500,000	500,000	0	0	0	1,000,000
Construction	0	0	0	0	0	2,530,000	0	2,525,000	5,055,000
Equipment	0	0	0	0	0	0	0	0	0
TOTAL	0	0	0	500,000	500,000	2,530,000	0	2,525,000	6,055,000

REVENUES	Prior Years	Re-Estimate	2022-23	2023-24	2024-25	2025-26	2026-27	Future Yrs	Total
Bond Funds	0	0	0	500,000	500,000	2,530,000	0	2,525,000	6,055,000
N/A	0	0	0	0	0	0	0	0	0
N/A	0	0	0	0	0	0	0	0	0
TOTAL	0	0	0	500,000	500,000	2,530,000	0	2,525,000	6,055,000

OPERATING BUDGET IMPACT	2022-23	2023-24	2024-25	2025-26	2026-27	Future Yrs	Total
	0	0	0	0	0	0	0

CITY OF PLANO

COMMUNITY INVESTMENT PROGRAM

Project Name: Street Lighting

Project Number: 37760

Start Date: Oct. 2011

Description:

Completion Date: Sep. 2025

Installation of conduit and concrete bases for street lighting along major thoroughfare.



EXPENDITURES	Prior Years	Re-Estimate	2022-23	2023-24	2024-25	2025-26	2026-27	Future Yrs	Total
Land	0	0	0	0	0	0	0	0	0
Design	100,588	0	0	0	0	0	0	0	100,588
Construction	2,320,161	50,000	50,000	50,000	50,000	0	0	0	2,520,161
Equipment	11,751	0	0	0	0	0	0	0	11,751
TOTAL	2,432,500	50,000	50,000	50,000	50,000	0	0	0	2,632,500

REVENUES	Prior Years	Re-Estimate	2022-23	2023-24	2024-25	2025-26	2026-27	Future Yrs	Total
Bond Funds	2,431,730	50,000	50,000	50,000	50,000	0	0	0	2,631,730
Map Sales	770	0	0	0	0	0	0	0	770
N/A	0	0	0	0	0	0	0	0	0
TOTAL	2,432,500	50,000	50,000	50,000	50,000	0	0	0	2,632,500

OPERATING BUDGET IMPACT	2022-23	2023-24	2024-25	2025-26	2026-27	Future Yrs	Total
	0	0	0	0	0	0	0

CITY OF PLANO

COMMUNITY INVESTMENT PROGRAM

Project Name: Street Projects Closed in FY 2021-22

Project Number: 33-P99

Start Date: Oct. 2007

Description:

Completion Date: Sep. 2022

Twelve (12) street projects have closed or are expected to close during FY 2021-22



EXPENDITURES	Prior Years	Re-Estimate	2022-23	2023-24	2024-25	2025-26	2026-27	Future Yrs	Total
Land	2,655	0	0	0	0	0	0	0	2,655
Design	1,284,843	465,962	0	0	0	0	0	0	1,750,805
Construction	6,097,749	4,501,243	0	0	0	0	0	0	10,598,992
Equipment	0	0	0	0	0	0	0	0	0
TOTAL	7,385,247	4,967,205	0	0	0	0	0	0	12,352,452

REVENUES	Prior Years	Re-Estimate	2022-23	2023-24	2024-25	2025-26	2026-27	Future Yrs	Total
Bond Funds	7,385,247	4,967,205	0	0	0	0	0	0	12,352,452
N/A	0	0	0	0	0	0	0	0	0
N/A	0	0	0	0	0	0	0	0	0
TOTAL	7,385,247	4,967,205	0	0	0	0	0	0	12,352,452

OPERATING BUDGET IMPACT	2022-23	2023-24	2024-25	2025-26	2026-27	Future Yrs	Total
	0	0	0	0	0	0	0

CITY OF PLANO

COMMUNITY INVESTMENT PROGRAM

Project Name: Street Reconstruction

Project Number: 37791

Start Date: Oct. 2012

Description:

Completion Date: Sep. 2026

Complete reconstruction of concrete streets. Funding will be transferred to specific projects as they are identified.



EXPENDITURES	Prior Years	Re-Estimate	2022-23	2023-24	2024-25	2025-26	2026-27	Future Yrs	Total
Land	1,080	0	0	0	0	0	0	0	1,080
Design	229,563	0	0	200,000	200,000	200,000	0	0	829,563
Construction	1,470,551	700,000	100,000	2,600,000	3,800,000	1,800,000	0	0	10,470,551
Equipment	1,303	0	0	0	0	0	0	0	1,303
TOTAL	1,702,497	700,000	100,000	2,800,000	4,000,000	2,000,000	0	0	11,302,497

REVENUES	Prior Years	Re-Estimate	2022-23	2023-24	2024-25	2025-26	2026-27	Future Yrs	Total
Bond Funds	1,702,497	700,000	100,000	2,800,000	4,000,000	2,000,000	0	0	11,302,497
N/A	0	0	0	0	0	0	0	0	0
N/A	0	0	0	0	0	0	0	0	0
TOTAL	1,702,497	700,000	100,000	2,800,000	4,000,000	2,000,000	0	0	11,302,497

OPERATING BUDGET IMPACT	2022-23	2023-24	2024-25	2025-26	2026-27	Future Yrs	Total
	0	0	0	0	0	0	0

CITY OF PLANO

COMMUNITY INVESTMENT PROGRAM

Project Name: Traffic Cabinet, Local Controller, & Software Development

Project Number: 36760

Start Date: Jan. 2022

Description:

Completion Date: Mar. 2025

Citywide traffic signal controller hardware and software upgrade.

Project Number 7400



EXPENDITURES	Prior Years	Re-Estimate	2022-23	2023-24	2024-25	2025-26	2026-27	Future Yrs	Total
Land	0	0	0	0	0	0	0	0	0
Design	0	200,000	94,284	0	0	0	0	0	294,284
Construction	0	0	3,965,000	2,520,000	630,000	0	0	0	7,115,000
Equipment	0	0	0	0	0	0	0	0	0
TOTAL	0	200,000	4,059,284	2,520,000	630,000	0	0	0	7,409,284

REVENUES	Prior Years	Re-Estimate	2022-23	2023-24	2024-25	2025-26	2026-27	Future Yrs	Total
Bond Funds	0	200,000	4,059,294	2,520,000	630,000	0	0	0	7,409,294
N/A	0	0	0	0	0	0	0	0	0
N/A	0	0	0	0	0	0	0	0	0
TOTAL	0	200,000	4,059,294	2,520,000	630,000	0	0	0	7,409,294

OPERATING BUDGET IMPACT	2022-23	2023-24	2024-25	2025-26	2026-27	Future Yrs	Total
	0	0	0	0	0	0	0

CITY OF PLANO

COMMUNITY INVESTMENT PROGRAM

Project Name: Traffic Signal Upgrade 17 CMAQ

Project Number: 36744

Start Date: Oct. 2020

Description:

Completion Date: Dec. 2023

Development of procurement document and construction of citywide traffic camera expansion project. (See TIP 19005)



EXPENDITURES	Prior Years	Re-Estimate	2022-23	2023-24	2024-25	2025-26	2026-27	Future Yrs	Total
Land	0	0	0	0	0	0	0	0	0
Design	0	200,000	0	0	0	0	0	0	200,000
Construction	0	0	1,867,000	0	0	0	0	0	1,867,000
Equipment	0	0	0	0	0	0	0	0	0
TOTAL	0	200,000	1,867,000	0	0	0	0	0	2,067,000

REVENUES	Prior Years	Re-Estimate	2022-23	2023-24	2024-25	2025-26	2026-27	Future Yrs	Total
Baond Funds	0	200,000	0	0	0	0	0	0	200,000
CMAQ Grants	0	0	1,867,000	0	0	0	0	0	1,867,000
N/A	0	0	0	0	0	0	0	0	0
TOTAL	0	200,000	1,867,000	0	0	0	0	0	2,067,000

OPERATING BUDGET IMPACT	2022-23	2023-24	2024-25	2025-26	2026-27	Future Yrs	Total
	0	0	0	0	0	0	0

CITY OF PLANO

COMMUNITY INVESTMENT PROGRAM

Project Name: Traffic Signalization

Project Number: 36727

Start Date: Apr. 2022

Description:

Completion Date: Sep. 2026

Construction of new traffic signals at locations to be determined. Traffic signal controller, cabinet, battery back-up, and pedestrian detection upgrade installations.



EXPENDITURES	Prior Years	Re-Estimate	2022-23	2023-24	2024-25	2025-26	2026-27	Future Yrs	Total
Land	1,122	0	0	0	0	0	0	0	1,122
Design	442,599	500,000	300,000	500,000	750,000	500,000	0	0	2,992,599
Construction	7,577,263	0	0	1,000,000	2,250,000	1,000,000	0	0	11,827,263
Equipment	3,164,239	0	0	0	0	0	0	0	3,164,239
TOTAL	11,185,223	500,000	300,000	1,500,000	3,000,000	1,500,000	0	0	17,985,223

REVENUES	Prior Years	Re-Estimate	2022-23	2023-24	2024-25	2025-26	2026-27	Future Yrs	Total
Bond Funds	9,987,924	500,000	300,000	1,500,000	3,000,000	1,500,000	0	0	16,787,924
Private Partici	198,699	0	0	0	0	0	0	0	198,699
Federal Grant	998,600	0	0	0	0	0	0	0	998,600
TOTAL	11,185,223	500,000	300,000	1,500,000	3,000,000	1,500,000	0	0	17,985,223

OPERATING BUDGET IMPACT	2022-23	2023-24	2024-25	2025-26	2026-27	Future Yrs	Total
	0	0	0	0	0	0	0

CITY OF PLANO

COMMUNITY INVESTMENT PROGRAM

Project Name: Traffic Studies, Plans & Models

Project Number: 36730

Start Date: Mar. 2022

Description:

Completion Date: Sep. 2026

As needed funding for ad hoc traffic plans, models, studies, and design



EXPENDITURES	Prior Years	Re-Estimate	2022-23	2023-24	2024-25	2025-26	2026-27	Future Yrs	Total
Land	0	0	0	0	0	0	0	0	0
Design	32,879	250,000	250,000	150,000	150,000	150,000	0	0	982,879
Construction	0	0	0	0	0	0	0	0	0
Equipment	0	0	0	0	0	0	0	0	0
TOTAL	32,879	250,000	250,000	150,000	150,000	150,000	0	0	982,879

REVENUES	Prior Years	Re-Estimate	2022-23	2023-24	2024-25	2025-26	2026-27	Future Yrs	Total
Bond Funds	32,879	250,000	250,000	150,000	150,000	150,000	0	0	982,879
N/A	0	0	0	0	0	0	0	0	0
N/A	0	0	0	0	0	0	0	0	0
TOTAL	32,879	250,000	250,000	150,000	150,000	150,000	0	0	982,879

OPERATING BUDGET IMPACT	2022-23	2023-24	2024-25	2025-26	2026-27	Future Yrs	Total
	0	0	0	0	0	0	0

CITY OF PLANO

COMMUNITY INVESTMENT PROGRAM

Project Name: Transportation Technology Program Management Contract

Project Number: 36761

Start Date: Aug. 2022

Description:

Completion Date: Sep. 2025

Consultant program management contract for Transportaion Technology projects.



EXPENDITURES	Prior Years	Re-Estimate	2022-23	2023-24	2024-25	2025-26	2026-27	Future Yrs	Total
Land	0	0	0	0	0	0	0	0	0
Design	0	60,000	360,000	360,000	120,000	0	0	0	900,000
Construction	0	0	0	0	0	0	0	0	0
Equipment	0	0	0	0	0	0	0	0	0
TOTAL	0	60,000	360,000	360,000	120,000	0	0	0	900,000

REVENUES	Prior Years	Re-Estimate	2022-23	2023-24	2024-25	2025-26	2026-27	Future Yrs	Total
Bond Funds	0	60,000	360,000	360,000	120,000	0	0	0	900,000
N/A	0	0	0	0	0	0	0	0	0
N/A	0	0	0	0	0	0	0	0	0
TOTAL	0	60,000	360,000	360,000	120,000	0	0	0	900,000

OPERATING BUDGET IMPACT	2022-23	2023-24	2024-25	2025-26	2026-27	Future Yrs	Total
	0	0	0	0	0	0	0

CITY OF PLANO

COMMUNITY INVESTMENT PROGRAM

Project Name: Vehicle Detection System

Project Number: 36757

Start Date: Oct. 2021

Description:

Completion Date: Mar. 2023

Design of Vehicle Detection System project in Capital Maintenance Fund #51156



EXPENDITURES	Prior Years	Re-Estimate	2022-23	2023-24	2024-25	2025-26	2026-27	Future Yrs	Total
Land	0	0	0	0	0	0	0	0	0
Design	0	90,000	210,000	0	0	0	0	0	300,000
Construction	0	0	0	0	0	0	0	0	0
Equipment	0	0	0	0	0	0	0	0	0
TOTAL	0	90,000	210,000	0	0	0	0	0	300,000

REVENUES	Prior Years	Re-Estimate	2022-23	2023-24	2024-25	2025-26	2026-27	Future Yrs	Total
Bond Funds	0	90,000	210,000	0	0	0	0	0	300,000
N/A	0	0	0	0	0	0	0	0	0
N/A	0	0	0	0	0	0	0	0	0
TOTAL	0	90,000	210,000	0	0	0	0	0	300,000

OPERATING BUDGET IMPACT	2022-23	2023-24	2024-25	2025-26	2026-27	Future Yrs	Total
	0	0	0	0	0	0	0

CITY OF PLANO

COMMUNITY INVESTMENT PROGRAM

Project Name: Water Rehab - Carriage Hill I, II & III

Project Number: 37454

Start Date: Oct. 2020

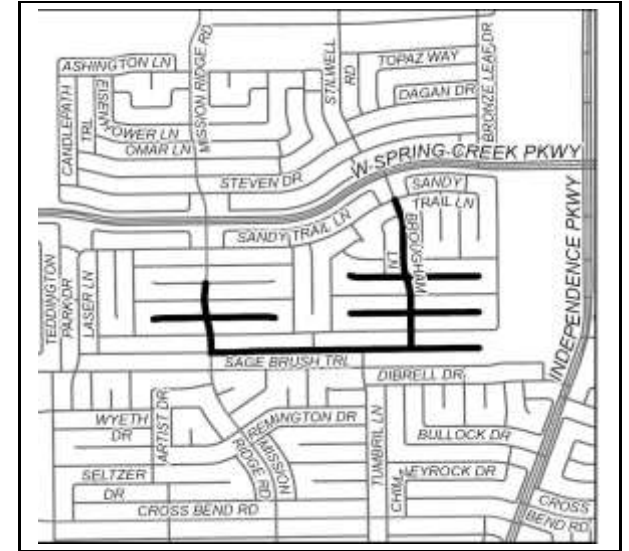
Description:

Completion Date: Oct. 2022

Replace 7,510 linear feet of water line in the Carriage Hill neighborhood.

Project Number 7223

(See also Water CIP #68454)



EXPENDITURES	Prior Years	Re-Estimate	2022-23	2023-24	2024-25	2025-26	2026-27	Future Yrs	Total
Land	0	0	0	0	0	0	0	0	0
Design	0	0	0	0	0	0	0	0	0
Construction	0	1,300,000	0	0	0	0	0	0	1,300,000
Equipment	0	0	0	0	0	0	0	0	0
TOTAL	0	1,300,000	0	0	0	0	0	0	1,300,000

REVENUES	Prior Years	Re-Estimate	2022-23	2023-24	2024-25	2025-26	2026-27	Future Yrs	Total
Bond Funds	0	1,300,000	0	0	0	0	0	0	1,300,000
N/A	0	0	0	0	0	0	0	0	0
N/A	0	0	0	0	0	0	0	0	0
TOTAL	0	1,300,000	0	0	0	0	0	0	1,300,000

OPERATING BUDGET IMPACT	2022-23	2023-24	2024-25	2025-26	2026-27	Future Yrs	Total
	0	0	0	0	0	0	0

CITY OF PLANO

COMMUNITY INVESTMENT PROGRAM

Project Name: Water Rehab - Cross Creek East

Project Number: 37452

Start Date: Dec. 2018

Description:

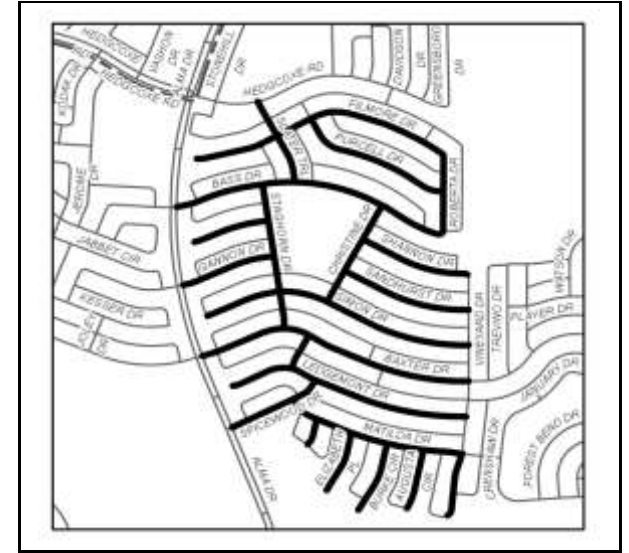
Completion Date: Oct. 2022

Approximately 23,000 linear feet of water line replacement in the Cross Creek Estates neighborhood, including pavement, sidewalk and barrier free ramp replacement.

Design awarded to Jerry Parche Consulting Engineers (#3A) and Jones & Carter (#3B) in December 2018.

Project Number 7055 & 7055.1

(See also Water CIP #68452)



EXPENDITURES	Prior Years	Re-Estimate	2022-23	2023-24	2024-25	2025-26	2026-27	Future Yrs	Total
Land	0	0	0	0	0	0	0	0	0
Design	0	0	0	0	0	0	0	0	0
Construction	77,147	1,700,000	1,000,000	0	0	0	0	0	2,777,147
Equipment	0	0	0	0	0	0	0	0	0
TOTAL	77,147	1,700,000	1,000,000	0	0	0	0	0	2,777,147
REVENUES	Prior Years	Re-Estimate	2022-23	2023-24	2024-25	2025-26	2026-27	Future Yrs	Total
Bond Funds	77,147	1,700,000	1,000,000	0	0	0	0	0	2,777,147
N/A	0	0	0	0	0	0	0	0	0
N/A	0	0	0	0	0	0	0	0	0
TOTAL	77,147	1,700,000	1,000,000	0	0	0	0	0	2,777,147
OPERATING BUDGET IMPACT			2022-23	2023-24	2024-25	2025-26	2026-27	Future Yrs	Total
			0	0	0	0	0	0	0

CITY OF PLANO

COMMUNITY INVESTMENT PROGRAM

Project Name: Water Rehab - Frontier/Webster/Keenan/Redondo/Raywood/Spr P

Project Number: 37201

Start Date: Oct. 2021

Description:

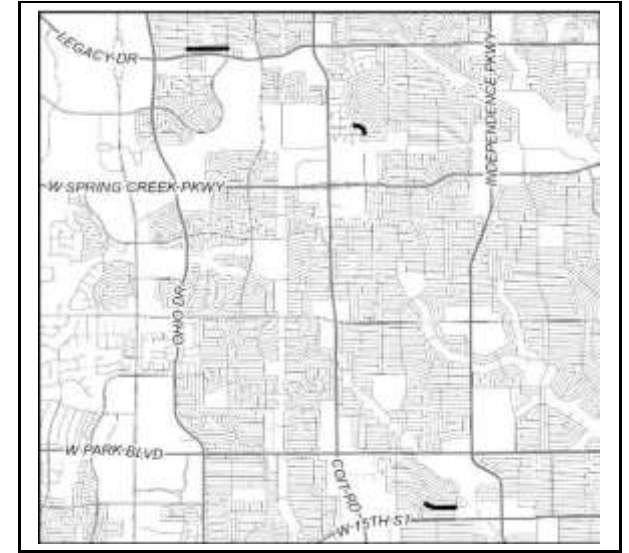
Completion Date: Aug. 2023

Project includes replacement of 5,515 linear feet of water line at the following locations:

1. Frontier Lane (Tucson Court to End) (1,150 LF)
2. Sparrows Point Drive (Deerfield Drive to Country Place Drive) (1,435 LF)
3. Webster Drive (Stratford Drive to Evans Drive) (1,570 LF)
4. Keenan Circle (Pebble Vale Drive to End) (380 LF)
5. Redondo Circle (Pebble Vale Drive to End) (470 LF)
6. Raywood Circle (Pebble Vale Drive to End) (510 LF).

Project Number 7295

(See also Water CIP #68991)



EXPENDITURES	Prior Years	Re-Estimate	2022-23	2023-24	2024-25	2025-26	2026-27	Future Yrs	Total
Land	0	0	0	0	0	0	0	0	0
Design	0	0	0	0	0	0	0	0	0
Construction	0	50,000	1,850,000	0	0	0	0	0	1,900,000
Equipment	0	0	0	0	0	0	0	0	0
TOTAL	0	50,000	1,850,000	0	0	0	0	0	1,900,000

REVENUES	Prior Years	Re-Estimate	2022-23	2023-24	2024-25	2025-26	2026-27	Future Yrs	Total
Bond Funds	0	50,000	1,850,000	0	0	0	0	0	1,900,000
N/A	0	0	0	0	0	0	0	0	0
N/A	0	0	0	0	0	0	0	0	0
TOTAL	0	50,000	1,850,000	0	0	0	0	0	1,900,000

OPERATING BUDGET IMPACT	2022-23	2023-24	2024-25	2025-26	2026-27	Future Yrs	Total
	0	0	0	0	0	0	0

CITY OF PLANO

COMMUNITY INVESTMENT PROGRAM

Project Name: Water Rehab - Parker Rd Estates Phase I

Project Number: 37205

Start Date: Oct. 2022

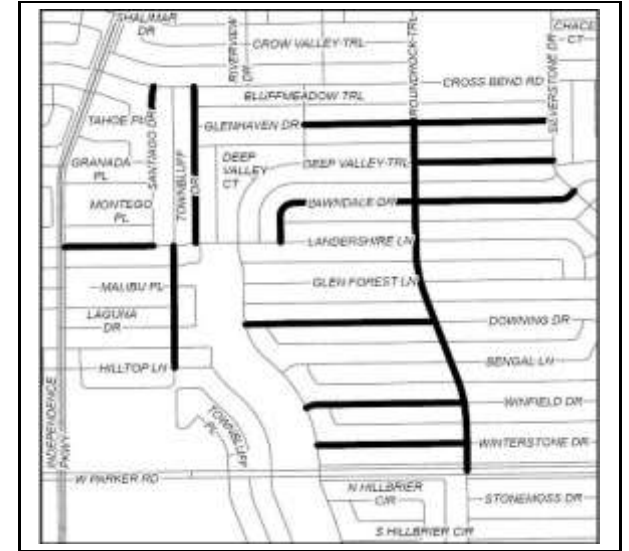
Description:

Completion Date: Nov. 2023

Project includes replacement of 14,485 linear feet of water line and associated pavement replacement in the western portion of the Parker Road Estates neighborhood.

Project Number 7356

(See also Water CIP #68992)



EXPENDITURES	Prior Years	Re-Estimate	2022-23	2023-24	2024-25	2025-26	2026-27	Future Yrs	Total
Land	0	0	0	0	0	0	0	0	0
Design	0	0	0	0	0	0	0	0	0
Construction	0	0	1,800,000	800,000	0	0	0	0	2,600,000
Equipment	0	0	0	0	0	0	0	0	0
TOTAL	0	0	1,800,000	800,000	0	0	0	0	2,600,000

REVENUES	Prior Years	Re-Estimate	2022-23	2023-24	2024-25	2025-26	2026-27	Future Yrs	Total
Bond Funds	0	0	1,800,000	800,000	0	0	0	0	2,600,000
N/A	0	0	0	0	0	0	0	0	0
N/A	0	0	0	0	0	0	0	0	0
TOTAL	0	0	1,800,000	800,000	0	0	0	0	2,600,000

OPERATING BUDGET IMPACT	2022-23	2023-24	2024-25	2025-26	2026-27	Future Yrs	Total
	0	0	0	0	0	0	0

CITY OF PLANO

COMMUNITY INVESTMENT PROGRAM

Project Name: Water Rehab - Parker Rd Estates Phase II

Project Number: 37206

Start Date: Oct. 2021

Description:

Completion Date: Dec. 2023

Project includes replacement of 13,005 linear feet of water line and associated pavement replacement in the eastern portion of the Parker Road Estates neighborhood.

Project Number 7293

(See also Water CIP #68993)



EXPENDITURES	Prior Years	Re-Estimate	2022-23	2023-24	2024-25	2025-26	2026-27	Future Yrs	Total
Land	0	0	0	0	0	0	0	0	0
Design	0	0	0	0	0	0	0	0	0
Construction	0	0	1,500,000	0	0	0	0	0	1,500,000
Equipment	0	0	0	0	0	0	0	0	0
TOTAL	0	0	1,500,000	0	0	0	0	0	1,500,000

REVENUES	Prior Years	Re-Estimate	2022-23	2023-24	2024-25	2025-26	2026-27	Future Yrs	Total
Bond Funds	0	0	1,500,000	0	0	0	0	0	1,500,000
N/A	0	0	0	0	0	0	0	0	0
N/A	0	0	0	0	0	0	0	0	0
TOTAL	0	0	1,500,000	0	0	0	0	0	1,500,000

OPERATING BUDGET IMPACT	2022-23	2023-24	2024-25	2025-26	2026-27	Future Yrs	Total
	0	0	0	0	0	0	0

CITY OF PLANO

COMMUNITY INVESTMENT PROGRAM

Project Name: Water Rehab - Parkview Addition

Project Number: 37453

Start Date: Oct. 2021

Description:

Completion Date: Jul. 2023

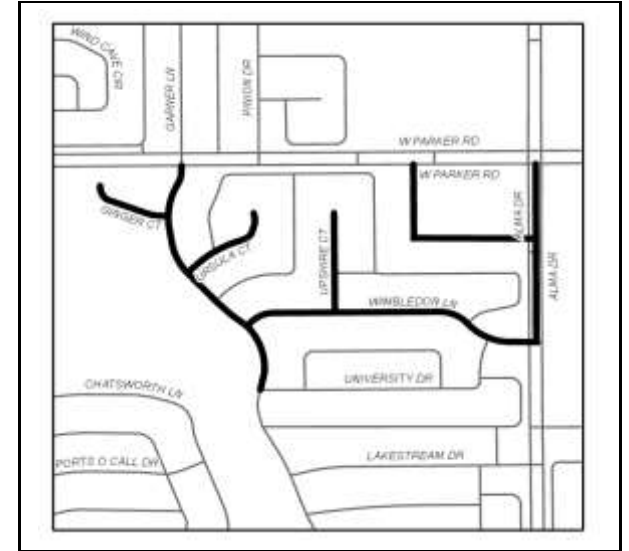
Project includes approximately 5,300 linear feet of water reconstruction at the following locations:

1. Garner Ln - Parker Rd to University Dr
2. Ginger Ct
3. Ursula Ct
4. Alma - Lexington to Parker
5. Parkview Plaza

Design awarded to Binkley & Barfield in October 2020

Project Number 7286

(See also Water CIP #68453)



EXPENDITURES	Prior Years	Re-Estimate	2022-23	2023-24	2024-25	2025-26	2026-27	Future Yrs	Total
Land	0	0	0	0	0	0	0	0	0
Design	0	0	0	0	0	0	0	0	0
Construction	0	100,000	900,000	0	0	0	0	0	1,000,000
Equipment	0	0	0	0	0	0	0	0	0
TOTAL	0	100,000	900,000	0	0	0	0	0	1,000,000
REVENUES	Prior Years	Re-Estimate	2022-23	2023-24	2024-25	2025-26	2026-27	Future Yrs	Total
Bond Funds	0	100,000	900,000	0	0	0	0	0	1,000,000
N/A	0	0	0	0	0	0	0	0	0
N/A	0	0	0	0	0	0	0	0	0
TOTAL	0	100,000	900,000	0	0	0	0	0	1,000,000
OPERATING BUDGET IMPACT			2022-23	2023-24	2024-25	2025-26	2026-27	Future Yrs	Total
			0	0	0	0	0	0	0

CITY OF PLANO

COMMUNITY INVESTMENT PROGRAM

Project Name: Water Rehab - Post Oak and Whiffletree II, III & IV

Project Number: 37922

Start Date: Oct. 2021

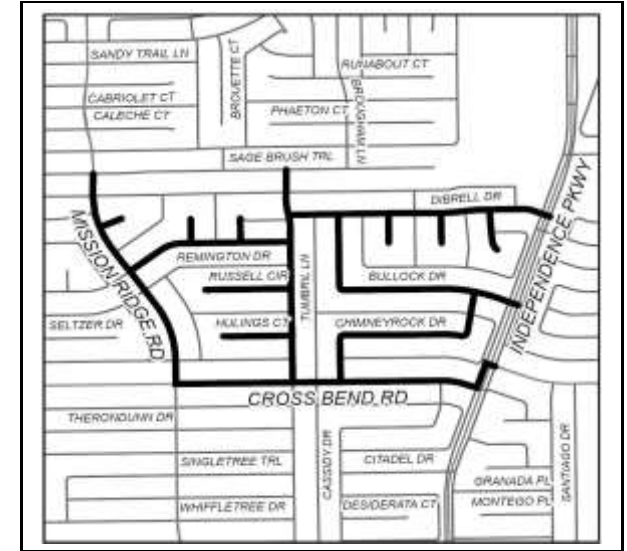
Description:

Completion Date: Mar. 2023

Replacement of 14,475 linear feet of water line in the Post Oak and Whiffletree neighborhoods.

Project Number 7239

(See also Water CIP #68922)



EXPENDITURES	Prior Years	Re-Estimate	2022-23	2023-24	2024-25	2025-26	2026-27	Future Yrs	Total
Land	0	0	0	0	0	0	0	0	0
Design	0	0	0	0	0	0	0	0	0
Construction	0	508,000	2,030,000	0	0	0	0	0	2,538,000
Equipment	0	0	0	0	0	0	0	0	0
TOTAL	0	508,000	2,030,000	0	0	0	0	0	2,538,000

REVENUES	Prior Years	Re-Estimate	2022-23	2023-24	2024-25	2025-26	2026-27	Future Yrs	Total
Bond Funds	0	508,000	2,030,000	0	0	0	0	0	2,538,000
N/A	0	0	0	0	0	0	0	0	0
N/A	0	0	0	0	0	0	0	0	0
TOTAL	0	508,000	2,030,000	0	0	0	0	0	2,538,000

OPERATING BUDGET IMPACT	2022-23	2023-24	2024-25	2025-26	2026-27	Future Yrs	Total
	0	0	0	0	0	0	0

CITY OF PLANO

COMMUNITY INVESTMENT PROGRAM

Project Name: Water Rehab - River Bend Phase I

Project Number: 37472

Start Date: Nov. 2021

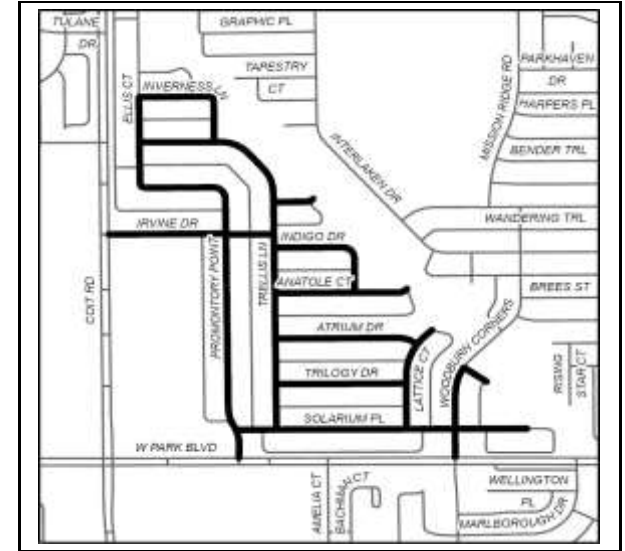
Description:

Completion Date: May. 2024

Project includes replacement of 14,200 linear feet of water line and associated pavement replacement in the River Bend neighborhood.

Project Number 7466

(See also Water CIP #68472)



EXPENDITURES	Prior Years	Re-Estimate	2022-23	2023-24	2024-25	2025-26	2026-27	Future Yrs	Total
Land	0	0	0	0	0	0	0	0	0
Design	0	0	300,000	772,020	0	0	0	0	1,072,020
Construction	0	0	0	0	0	0	0	0	0
Equipment	0	0	0	0	0	0	0	0	0
TOTAL	0	0	300,000	772,020	0	0	0	0	1,072,020

REVENUES	Prior Years	Re-Estimate	2022-23	2023-24	2024-25	2025-26	2026-27	Future Yrs	Total
Bond Funds	0	0	300,000	772,020	0	0	0	0	1,072,020
N/A	0	0	0	0	0	0	0	0	0
N/A	0	0	0	0	0	0	0	0	0
TOTAL	0	0	300,000	772,020	0	0	0	0	1,072,020

OPERATING BUDGET IMPACT	2022-23	2023-24	2024-25	2025-26	2026-27	Future Yrs	Total
	0	0	0	0	0	0	0

CITY OF PLANO

COMMUNITY INVESTMENT PROGRAM

Project Name: Water Rehab - Steeplechase Estates

Project Number: 37471

Start Date: Nov. 2021

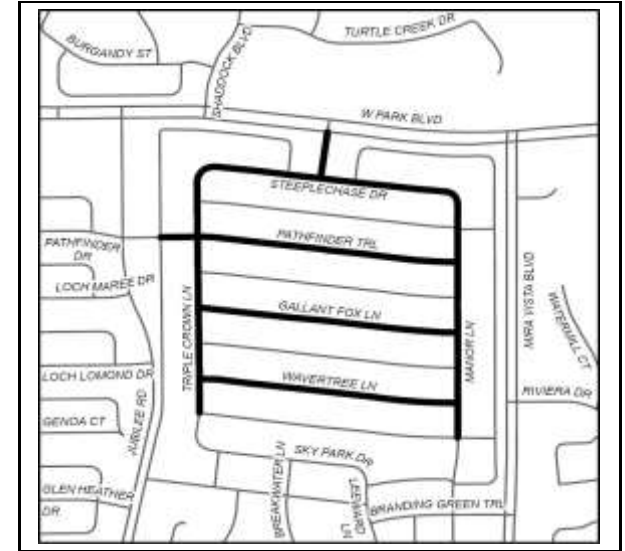
Description:

Completion Date: May. 2024

Project includes replacement of 7,200 linear feet of water line and associated pavement replacement in the Steeplechase neighborhood.

Project Number 7465

(See also Water CIP #68471)



EXPENDITURES	Prior Years	Re-Estimate	2022-23	2023-24	2024-25	2025-26	2026-27	Future Yrs	Total
Land	0	0	0	0	0	0	0	0	0
Design	0	0	0	0	0	0	0	0	0
Construction	0	0	200,000	1,400,000	0	0	0	0	1,600,000
Equipment	0	0	0	0	0	0	0	0	0
TOTAL	0	0	200,000	1,400,000	0	0	0	0	1,600,000

REVENUES	Prior Years	Re-Estimate	2022-23	2023-24	2024-25	2025-26	2026-27	Future Yrs	Total
Bond Funds	0	0	200,000	1,400,000	0	0	0	0	1,600,000
N/A	0	0	0	0	0	0	0	0	0
N/A	0	0	0	0	0	0	0	0	0
TOTAL	0	0	200,000	1,400,000	0	0	0	0	1,600,000

OPERATING BUDGET IMPACT	2022-23	2023-24	2024-25	2025-26	2026-27	Future Yrs	Total
	0	0	0	0	0	0	0



STREET ENHANCEMENTS

Street Enhancement Projects

Project		Prior Yrs	Re-Est	2022-23	2023-24	2024-25	2025-26	2026-27	Future	Total
23-P01	25 Street Enhancements	0	0	0	0	0	375,000	375,000	750,000	1,500,000
58001	Landscape Entryways	1,399,176	100,000	0	500,000	0	0	0	0	1,999,176
TOTAL		1,399,176	100,000	0	500,000	0	375,000	375,000	750,000	3,499,176

CITY OF PLANO

COMMUNITY INVESTMENT PROGRAM

Project Name: 25 Street Enhancements

Project Number: 23-P01

Start Date: Oct. 2021

Description:

Completion Date: Sep. 2027

Enhanced median and street landscaping at selected locations throughout the City.

Development of this project is dependent on a future bond election.



EXPENDITURES	Prior Years	Re-Estimate	2022-23	2023-24	2024-25	2025-26	2026-27	Future Yrs	Total
Land	0	0	0	0	0	0	0	0	0
Design	0	0	0	0	0	50,000	50,000	100,000	200,000
Construction	0	0	0	0	0	325,000	325,000	650,000	1,300,000
Equipment	0	0	0	0	0	0	0	0	0
TOTAL	0	0	0	0	0	375,000	375,000	750,000	1,500,000
REVENUES	Prior Years	Re-Estimate	2022-23	2023-24	2024-25	2025-26	2026-27	Future Yrs	Total
Future Bond A	0	0	0	0	0	375,000	375,000	750,000	1,500,000
N/A	0	0	0	0	0	0	0	0	0
N/A	0	0	0	0	0	0	0	0	0
TOTAL	0	0	0	0	0	375,000	375,000	750,000	1,500,000
OPERATING BUDGET IMPACT			2022-23	2023-24	2024-25	2025-26	2026-27	Future Yrs	Total
			0	0	0	9,750	9,750	19,500	39,000

CITY OF PLANO

COMMUNITY INVESTMENT PROGRAM

Project Name: Landscape Entryways

Project Number: 58001

Start Date: Jan. 2020

Description:

Completion Date: May. 2024

Funding allocated to streetscape and median improvements along city entry points or area-specific gateways.



EXPENDITURES	Prior Years	Re-Estimate	2022-23	2023-24	2024-25	2025-26	2026-27	Future Yrs	Total
Land	33,768	0	0	0	0	0	0	0	33,768
Design	134,932	100,000	0	0	0	0	0	0	234,932
Construction	924,359	0	0	500,000	0	0	0	0	1,424,359
Equipment	306,117	0	0	0	0	0	0	0	306,117
TOTAL	1,399,176	100,000	0	500,000	0	0	0	0	1,999,176

REVENUES	Prior Years	Re-Estimate	2022-23	2023-24	2024-25	2025-26	2026-27	Future Yrs	Total
Bond Funds	1,399,176	100,000	0	500,000	0	0	0	0	1,999,176
N/A	0	0	0	0	0	0	0	0	0
N/A	0	0	0	0	0	0	0	0	0
TOTAL	1,399,176	100,000	0	500,000	0	0	0	0	1,999,176

OPERATING BUDGET IMPACT	2022-23	2023-24	2024-25	2025-26	2026-27	Future Yrs	Total
	0	15,000	0	0		0	



PUBLIC INFRASTRUCTURE IMPROVEMENTS

Public Infrastructure Improvement Projects									
Project	Prior Yrs	Re-Est	2022-23	2023-24	2024-25	2025-26	2026-27	Future	Total
91011 Multifamily Rehabilitation Rebate Program	127,673	30,942	0	0	0	0	0	0	158,615
91001 Public Infrastructure Improvements	0	2,000,000	0	0	0	0	0	0	2,000,000
TOTAL	127,673	2,030,942	0	0	0	0	0	0	2,158,615

CITY OF PLANO

COMMUNITY INVESTMENT PROGRAM

Project Name: Multifamily Rehabilitation Rebate Program

Project Number: 91011

Start Date: Oct. 2016

Description:

Completion Date: Sep. 2021

Funding for the multi-family incentive pilot program.



EXPENDITURES	Prior Years	Re-Estimate	2022-23	2023-24	2024-25	2025-26	2026-27	Future Yrs	Total
Land	0	0	0	0	0	0	0	0	0
Design	127,673	30,942	0	0	0	0	0	0	158,615
Construction	0	0	0	0	0	0	0	0	0
Equipment	0	0	0	0	0	0	0	0	0
TOTAL	127,673	30,942	0	0	0	0	0	0	158,615

REVENUES	Prior Years	Re-Estimate	2022-23	2023-24	2024-25	2025-26	2026-27	Future Yrs	Total
Property Sale	127,673	30,942	0	0	0	0	0	0	158,615
N/A	0	0	0	0	0	0	0	0	0
N/A	0	0	0	0	0	0	0	0	0
TOTAL	127,673	30,942	0	0	0	0	0	0	158,615

OPERATING BUDGET IMPACT	2022-23	2023-24	2024-25	2025-26	2026-27	Future Yrs	Total
	0	0	0	0	0	0	0

CITY OF PLANO

COMMUNITY INVESTMENT PROGRAM

Project Name: Public Infrastructure Improvements

Project Number: 91001

Start Date: Jun. 2014

Description:

Completion Date: Sep. 2022

Funding for the design and construction of improvements to City of Plano owned infrastructure related to existing commercial facilities, including streets, utilities, open space and other infrastructure and appurtenances.



EXPENDITURES	Prior Years	Re-Estimate	2022-23	2023-24	2024-25	2025-26	2026-27	Future Yrs	Total
Land	0	0	0	0	0	0	0	0	0
Design	0	0	0	0	0	0	0	0	0
Construction	0	2,000,000	0	0	0	0	0	0	2,000,000
Equipment	0	0	0	0	0	0	0	0	0
TOTAL	0	2,000,000	0	0	0	0	0	0	2,000,000

REVENUES	Prior Years	Re-Estimate	2022-23	2023-24	2024-25	2025-26	2026-27	Future Yrs	Total
Bond Funds	0	2,000,000	0	0	0	0	0	0	2,000,000
N/A	0	0	0	0	0	0	0	0	0
N/A	0	0	0	0	0	0	0	0	0
TOTAL	0	2,000,000	0	0	0	0	0	0	2,000,000

OPERATING BUDGET IMPACT	2022-23	2023-24	2024-25	2025-26	2026-27	Future Yrs	Total
	0	0	0	0	0	0	0



TECHNOLOGY IMPROVEMENTS

Technology Improvement Projects

Project		Prior Yrs	Re-Est	2022-23	2023-24	2024-25	2025-26	2026-27	Future	Total
94331	Development Services Solution Replacement	0	0	2,700,000	0	0	0	0	0	2,700,000
94322	Enterprise Load Balancers	0	12,000	0	0	0	0	0	0	12,000
94325	EOC PSC Expansion	0	655,320	0	0	0	0	0	0	655,320
94323	Network UPS Standardization	0	185,000	0	0	0	0	0	0	185,000
94309	NextGen Application Modernization	1,746,758	607,252	0	0	0	0	0	0	2,354,010
94306	NextGen Fiber	7,104,005	128,232	0	0	0	0	0	0	7,232,237
94329	Offline Multi-Factor Authentication (MFA)	0	29,730	0	0	0	0	0	0	29,730
94326	PD RMS Replacement	0	1,000,000	2,350,000	0	0	0	0	0	3,350,000
94328	Purvis Windows 7 Device Replacement	0	45,000	0	0	0	0	0	0	45,000
94330	RFID Replacement	0	0	1,600,000	0	0	0	0	0	1,600,000
94327	Rubrik Data Protectoin HW	0	1,455,000	0	0	0	0	0	0	1,455,000
94332	Security Strategic Plan	0	0	2,350,000	0	0	0	0	0	2,350,000
94324	Security Video Storage	0	350,000	0	0	0	0	0	0	350,000
TOTAL		8,850,763	4,467,534	9,000,000	0	0	0	0	0	22,318,297

CITY OF PLANO

COMMUNITY INVESTMENT PROGRAM

Project Name: Development Services Solution Replacement

Project Number: 94331

Start Date: May. 2022

Description:

Completion Date: Oct. 2024

The City is seeking an enhanced replacement application for the Permitting, Licensing, and Land Management (PLL) system to align better with current business processes and customer expectations. The PLL system is a multi-department application used for data sharing across several departments. The replacement application must meet the needs and requirements of multi-department users, increase productivity and efficiency with minimum effort, and provide a user-friendly solution that will integrate with other enterprise applications.



EXPENDITURES	Prior Years	Re-Estimate	2022-23	2023-24	2024-25	2025-26	2026-27	Future Yrs	Total
Land	0	0	0	0	0	0	0	0	0
Design	0	0	0	0	0	0	0	0	0
Construction	0	0	0	0	0	0	0	0	0
Equipment	0	0	2,700,000	0	0	0	0	0	2,700,000
TOTAL	0	0	2,700,000	0	0	0	0	0	2,700,000

REVENUES	Prior Years	Re-Estimate	2022-23	2023-24	2024-25	2025-26	2026-27	Future Yrs	Total
Tax Notes	0	0	2,700,000	0	0	0	0	0	2,700,000
N/A	0	0	0	0	0	0	0	0	0
N/A	0	0	0	0	0	0	0	0	0
TOTAL	0	0	2,700,000	0	0	0	0	0	2,700,000

OPERATING BUDGET IMPACT	2022-23	2023-24	2024-25	2025-26	2026-27	Future Yrs	Total
	0	0	0	0	0	0	0

CITY OF PLANO

COMMUNITY INVESTMENT PROGRAM

Project Name: Enterprise Load Balancers

Project Number: 94322

Start Date: Dec. 2022

Description:

Completion Date: Oct. 2023

The city currently utilizes kemp load balancers between its key business applications and clients. As we started the Nutanix refresh plan, the kemp load-balancers have been identified as re-build required. During the rebuild process, we need to redesign the solution to support GSLB. GLSB will ensure service availability in the event of data-center or cluster outage. GLSB works by redirecting traffic to another available load balancer via DNS. If do not use the re-host and rebuild as an opportunity to redesign, all critical applications hosted on kemp would experience additional extended outage maintenance windows and limit our ability to test configurations.



EXPENDITURES	Prior Years	Re-Estimate	2022-23	2023-24	2024-25	2025-26	2026-27	Future Yrs	Total
Land	0	0	0	0	0	0	0	0	0
Design	0	0	0	0	0	0	0	0	0
Construction	0	0	0	0	0	0	0	0	0
Equipment	0	12,000	0	0	0	0	0	0	12,000
TOTAL	0	12,000	0	0	0	0	0	0	12,000

REVENUES	Prior Years	Re-Estimate	2022-23	2023-24	2024-25	2025-26	2026-27	Future Yrs	Total
Tax Notes	0	12,000	0	0	0	0	0	0	12,000
N/A	0	0	0	0	0	0	0	0	0
N/A	0	0	0	0	0	0	0	0	0
TOTAL	0	12,000	0	0	0	0	0	0	12,000

OPERATING BUDGET IMPACT	2022-23	2023-24	2024-25	2025-26	2026-27	Future Yrs	Total
	0	0	0	0	0	0	0

CITY OF PLANO

COMMUNITY INVESTMENT PROGRAM

Project Name: EOC PSC Expansion

Project Number: 94325

Start Date: Oct. 2021

Description:

Completion Date: Jan. 2023

Project to increase the number of computers and Radio consoles in the EOC for public safety dispatching services.



EXPENDITURES	Prior Years	Re-Estimate	2022-23	2023-24	2024-25	2025-26	2026-27	Future Yrs	Total
Land	0	0	0	0	0	0	0	0	0
Design	0	0	0	0	0	0	0	0	0
Construction	0	0	0	0	0	0	0	0	0
Equipment	0	655,320	0	0	0	0	0	0	655,320
TOTAL	0	655,320	0	0	0	0	0	0	655,320

REVENUES	Prior Years	Re-Estimate	2022-23	2023-24	2024-25	2025-26	2026-27	Future Yrs	Total
Tax Notes	0	655,320	0	0	0	0	0	0	655,320
N/A	0	0	0	0	0	0	0	0	0
N/A	0	0	0	0	0	0	0	0	0
TOTAL	0	655,320	0	0	0	0	0	0	655,320

OPERATING BUDGET IMPACT	2022-23	2023-24	2024-25	2025-26	2026-27	Future Yrs	Total
	0	0	0	0	0	0	0

CITY OF PLANO

COMMUNITY INVESTMENT PROGRAM

Project Name: Network UPS Standardization

Project Number: 94323

Start Date: Oct. 2021

Description:

Completion Date: Nov. 2022

Refresh and standardize on the Uninterruptible Power Supplies (UPS) for network devices in City facilities in support of the City's network. These devices will allow for centralized management across the infrastructure that provides clean power and battery backup to the City's network devices that powers our voice and data communications.



EXPENDITURES	Prior Years	Re-Estimate	2022-23	2023-24	2024-25	2025-26	2026-27	Future Yrs	Total
Land	0	0	0	0	0	0	0	0	0
Design	0	0	0	0	0	0	0	0	0
Construction	0	0	0	0	0	0	0	0	0
Equipment	0	185,000	0	0	0	0	0	0	185,000
TOTAL	0	185,000	0	0	0	0	0	0	185,000

REVENUES	Prior Years	Re-Estimate	2022-23	2023-24	2024-25	2025-26	2026-27	Future Yrs	Total
Tax Notes	0	185,000	0	0	0	0	0	0	185,000
N/A	0	0	0	0	0	0	0	0	0
N/A	0	0	0	0	0	0	0	0	0
TOTAL	0	185,000	0	0	0	0	0	0	185,000

OPERATING BUDGET IMPACT	2022-23	2023-24	2024-25	2025-26	2026-27	Future Yrs	Total
	0	0	0	0	0	0	0

CITY OF PLANO

COMMUNITY INVESTMENT PROGRAM

Project Name: NextGen Application Modernization

Project Number: 94309

Start Date: Apr. 2017

Description:

Completion Date: Sep. 2023

Repair, modernization and replacement of enterprise class applications that better align with current business processes and customer expectations. Phase II to commence August 2022 incorporating Salesforce as the low-code development tool. Completion of low-code tool implementation targeted September 2023.



EXPENDITURES	Prior Years	Re-Estimate	2022-23	2023-24	2024-25	2025-26	2026-27	Future Yrs	Total
Land	0	0	0	0	0	0	0	0	0
Design	874,338	0	0	0	0	0	0	0	874,338
Construction	0	210,046	0	0	0	0	0	0	210,046
Equipment	872,420	397,206	0	0	0	0	0	0	1,269,626
TOTAL	1,746,758	607,252	0	0	0	0	0	0	2,354,010

REVENUES	Prior Years	Re-Estimate	2022-23	2023-24	2024-25	2025-26	2026-27	Future Yrs	Total
Tax Notes	1,746,758	607,252	0	0	0	0	0	0	2,354,010
N/A	0	0	0	0	0	0	0	0	0
N/A	0	0	0	0	0	0	0	0	0
TOTAL	1,746,758	607,252	0	0	0	0	0	0	2,354,010

OPERATING BUDGET IMPACT	2022-23	2023-24	2024-25	2025-26	2026-27	Future Yrs	Total
	0	0	0	0	0	0	0

CITY OF PLANO

COMMUNITY INVESTMENT PROGRAM

Project Name: NextGen Fiber

Project Number: 94306

Start Date: Apr. 2017

Description:

Completion Date: Apr. 2021

Initial implementation of fiber for City facilities and infrastructure to reduce overall reliance on vendor circuits, provide long-term cost savings and exponentially higher speeds to municipal and public users (City Project # 7074).

The first and second phases of the project was awarded to Gardner Telecommunications in April 2019 and July 2019. The third phase award is anticipated for August or September 2019.



EXPENDITURES	Prior Years	Re-Estimate	2022-23	2023-24	2024-25	2025-26	2026-27	Future Yrs	Total
Land	450	0	0	0	0	0	0	0	450
Design	2,010,273	0	0	0	0	0	0	0	2,010,273
Construction	4,160	10,000	0	0	0	0	0	0	14,160
Equipment	5,089,122	118,232	0	0	0	0	0	0	5,207,354
TOTAL	7,104,005	128,232	0	0	0	0	0	0	7,232,237

REVENUES	Prior Years	Re-Estimate	2022-23	2023-24	2024-25	2025-26	2026-27	Future Yrs	Total
Tax Notes	7,104,005	128,232	0	0	0	0	0	0	7,232,237
N/A	0	0	0	0	0	0	0	0	0
N/A	0	0	0	0	0	0	0	0	0
TOTAL	7,104,005	128,232	0	0	0	0	0	0	7,232,237

OPERATING BUDGET IMPACT	2022-23	2023-24	2024-25	2025-26	2026-27	Future Yrs	Total
	0	0	0	0	0	0	0

CITY OF PLANO

COMMUNITY INVESTMENT PROGRAM

Project Name: Offline Multi-Factor Authentication (MFA)

Project Number: 94329

Start Date: Oct. 2021

Description:

Completion Date: Mar. 2023

Project to provide Desktop Multi-factor Authentication for online and offline scenarios and self-service password recovery and account unlock (Phase I online MFA authentication implementation was completed for emails, VPN, and O365). Phase II of this project includes workstations MFA, this project is currently under architecture review and the implementation target moved to May 2023 based on dependencies like systems upgrades, and smart cards availability.



EXPENDITURES	Prior Years	Re-Estimate	2022-23	2023-24	2024-25	2025-26	2026-27	Future Yrs	Total
Land	0	0	0	0	0	0	0	0	0
Design	0	0	0	0	0	0	0	0	0
Construction	0	0	0	0	0	0	0	0	0
Equipment	0	29,730	0	0	0	0	0	0	29,730
TOTAL	0	29,730	0	0	0	0	0	0	29,730

REVENUES	Prior Years	Re-Estimate	2022-23	2023-24	2024-25	2025-26	2026-27	Future Yrs	Total
Tax Notes	0	29,730	0	0	0	0	0	0	29,730
N/A	0	0	0	0	0	0	0	0	0
N/A	0	0	0	0	0	0	0	0	0
TOTAL	0	29,730	0	0	0	0	0	0	29,730

OPERATING BUDGET IMPACT	2022-23	2023-24	2024-25	2025-26	2026-27	Future Yrs	Total
	0	0	0	0	0	0	0

CITY OF PLANO

COMMUNITY INVESTMENT PROGRAM

Project Name: PD RMS Replacement

Project Number: 94326

Start Date: Oct. 2021

Description:

Completion Date: Sep. 2025

The City is seeking to replace the Records Management system with a more modern, web-based system with enhanced accessibility options and functionality. Phase I - Request for Proposal and Initial Requirements - Estimated Completion May 2023. Phase II - Vendor/Solution Selection (Estimated Start May 2023 and Completion date determined by Phase I.) Phase III Implementation and Go-Live (Estimated Start and Completion date determined by Phase II).



EXPENDITURES	Prior Years	Re-Estimate	2022-23	2023-24	2024-25	2025-26	2026-27	Future Yrs	Total
Land	0	0	0	0	0	0	0	0	0
Design	0	0	0	0	0	0	0	0	0
Construction	0	0	0	0	0	0	0	0	0
Equipment	0	1,000,000	2,350,000	0	0	0	0	0	3,350,000
TOTAL	0	1,000,000	2,350,000	0	0	0	0	0	3,350,000

REVENUES	Prior Years	Re-Estimate	2022-23	2023-24	2024-25	2025-26	2026-27	Future Yrs	Total
Tax Notes	0	1,000,000	2,350,000	0	0	0	0	0	3,350,000
N/A	0	0	0	0	0	0	0	0	0
N/A	0	0	0	0	0	0	0	0	0
TOTAL	0	1,000,000	2,350,000	0	0	0	0	0	3,350,000

OPERATING BUDGET IMPACT	2022-23	2023-24	2024-25	2025-26	2026-27	Future Yrs	Total
	0	0	0	0	0	0	0

CITY OF PLANO

COMMUNITY INVESTMENT PROGRAM

Project Name: Purvis Windows 7 Device Replacement

Project Number: 94328

Start Date: Oct. 2021

Description:

Completion Date: Sep. 2022

Plano Fire Rescue is seeking to update the PURVIS DM Console and Station Control Unit computers currently running the Windows 7 operating system.



EXPENDITURES	Prior Years	Re-Estimate	2022-23	2023-24	2024-25	2025-26	2026-27	Future Yrs	Total
Land	0	0	0	0	0	0	0	0	0
Design	0	0	0	0	0	0	0	0	0
Construction	0	0	0	0	0	0	0	0	0
Equipment	0	45,000	0	0	0	0	0	0	45,000
TOTAL	0	45,000	0	0	0	0	0	0	45,000

REVENUES	Prior Years	Re-Estimate	2022-23	2023-24	2024-25	2025-26	2026-27	Future Yrs	Total
Tax Notes	0	45,000	0	0	0	0	0	0	45,000
N/A	0	0	0	0	0	0	0	0	0
N/A	0	0	0	0	0	0	0	0	0
TOTAL	0	45,000	0	0	0	0	0	0	45,000

OPERATING BUDGET IMPACT	2022-23	2023-24	2024-25	2025-26	2026-27	Future Yrs	Total
	0	0	0	0	0	0	0

CITY OF PLANO

COMMUNITY INVESTMENT PROGRAM

Project Name: RFID Replacement

Project Number: 94330

Start Date: Jul. 2022

Description:

Completion Date: Nov. 2023

Project to replace the current RFID system at the City Libraries. We are starting to experience failures of the current system and without replacement there will be an impact to patrons.



EXPENDITURES	Prior Years	Re-Estimate	2022-23	2023-24	2024-25	2025-26	2026-27	Future Yrs	Total
Land	0	0	0	0	0	0	0	0	0
Design	0	0	0	0	0	0	0	0	0
Construction	0	0	0	0	0	0	0	0	0
Equipment	0	0	1,600,000	0	0	0	0	0	1,600,000
TOTAL	0	0	1,600,000	0	0	0	0	0	1,600,000

REVENUES	Prior Years	Re-Estimate	2022-23	2023-24	2024-25	2025-26	2026-27	Future Yrs	Total
Tax Notes	0	0	1,600,000	0	0	0	0	0	1,600,000
N/A	0	0	0	0	0	0	0	0	0
N/A	0	0	0	0	0	0	0	0	0
TOTAL	0	0	1,600,000	0	0	0	0	0	1,600,000

OPERATING BUDGET IMPACT	2022-23	2023-24	2024-25	2025-26	2026-27	Future Yrs	Total
	0	0	0	0	0	0	0

CITY OF PLANO

COMMUNITY INVESTMENT PROGRAM

Project Name: Rubrik Data Protection HW

Project Number: 94327

Start Date: Jun. 2022

Description:

Completion Date: Oct. 2022

This project is to purchase Rubrik Data Protection to replace aging hardware. The refresh provides access to ongoing, necessary software version releases and improvements that are required to remain in alignment with technologies that are being protected. This ensures the protection and recovery of critical data for City services with added performance and reliability of supported updated technology hardware. The support is essential for ensuring the backup, recovery, and continuity of all enterprise and Public Safety systems.



EXPENDITURES	Prior Years	Re-Estimate	2022-23	2023-24	2024-25	2025-26	2026-27	Future Yrs	Total
Land	0	0	0	0	0	0	0	0	0
Design	0	0	0	0	0	0	0	0	0
Construction	0	0	0	0	0	0	0	0	0
Equipment	0	1,455,000	0	0	0	0	0	0	1,455,000
TOTAL	0	1,455,000	0	0	0	0	0	0	1,455,000

REVENUES	Prior Years	Re-Estimate	2022-23	2023-24	2024-25	2025-26	2026-27	Future Yrs	Total
Tax Notes	0	1,455,000	0	0	0	0	0	0	1,455,000
N/A	0	0	0	0	0	0	0	0	0
N/A	0	0	0	0	0	0	0	0	0
TOTAL	0	1,455,000	0	0	0	0	0	0	1,455,000

OPERATING BUDGET IMPACT	2022-23	2023-24	2024-25	2025-26	2026-27	Future Yrs	Total
	0	0	0	0	0	0	0

CITY OF PLANO

COMMUNITY INVESTMENT PROGRAM

Project Name: Security Strategic Plan

Project Number: 94332

Start Date: Jan. 2022

Description:

Completion Date: Sep. 2025

Project to fund the security financial roadmap projects for the Technology Services' Strategic Plan. This plan will ensure appropriate security for the City of Plano information and IT systems, while promoting security awareness among the administration, departments, and employees. To ensure the city's ability to operate in continuity of operations and data protection while implementing an Information Security program for the City of Plano to effectively manage security risk to its information technology assets. The Security Strategic Plan roadmap was designed with a three-year roadmap projection, the first year will cover phase I and will include improvements and implementations of Network Access Control (NAC), Antivirus Modernization, Multifactor Authentication (MFA) Implementation, Log Management, and Host Intrusion Prevention Implementation. Years two and three will introduce MFA Phase III, Data Loss Prevention, Encryption, Detection and Integrity, Cloud security, NAC Phase II, Web Application Firewalls, Risk Management, User Behavior Analytics (UBA) and Cloud Access Security Broker (CASB).



EXPENDITURES	Prior Years	Re-Estimate	2022-23	2023-24	2024-25	2025-26	2026-27	Future Yrs	Total
Land	0	0	0	0	0	0	0	0	0
Design	0	0	0	0	0	0	0	0	0
Construction	0	0	0	0	0	0	0	0	0
Equipment	0	0	2,350,000	0	0	0	0	0	2,350,000
TOTAL	0	0	2,350,000	0	0	0	0	0	2,350,000

REVENUES	Prior Years	Re-Estimate	2022-23	2023-24	2024-25	2025-26	2026-27	Future Yrs	Total
Tax Notes	0	0	2,350,000	0	0	0	0	0	2,350,000
N/A	0	0	0	0	0	0	0	0	0
N/A	0	0	0	0	0	0	0	0	0
TOTAL	0	0	2,350,000	0	0	0	0	0	2,350,000

OPERATING BUDGET IMPACT	2022-23	2023-24	2024-25	2025-26	2026-27	Future Yrs	Total
	0	0	0	0	0	0	0

CITY OF PLANO

COMMUNITY INVESTMENT PROGRAM

Project Name: Security Video Storage

Project Number: 94324

Start Date: Oct. 2021

Description:

Completion Date: Mar. 2023


Technology Services (TS) is planning replace the aging hardware with sixteen (16) Milestone Husky IVO 1800R Dell manufactured recording servers and upgrade to Milestone XProtect Corporate software to support the growth in both capacity and technology needs to provide consistent service of the Citywide camera program.



EXPENDITURES	Prior Years	Re-Estimate	2022-23	2023-24	2024-25	2025-26	2026-27	Future Yrs	Total
Land	0	0	0	0	0	0	0	0	0
Design	0	0	0	0	0	0	0	0	0
Construction	0	0	0	0	0	0	0	0	0
Equipment	0	350,000	0	0	0	0	0	0	350,000
TOTAL	0	350,000	0	0	0	0	0	0	350,000

REVENUES	Prior Years	Re-Estimate	2022-23	2023-24	2024-25	2025-26	2026-27	Future Yrs	Total
Tax Notes	0	350,000	0	0	0	0	0	0	350,000
N/A	0	0	0	0	0	0	0	0	0
N/A	0	0	0	0	0	0	0	0	0
TOTAL	0	350,000	0	0	0	0	0	0	350,000

OPERATING BUDGET IMPACT	2022-23	2023-24	2024-25	2025-26	2026-27	Future Yrs	Total
	0	0	0	0	0	0	0

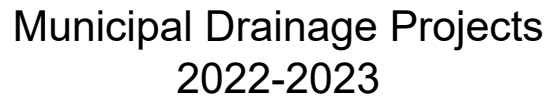


Plano

City of Excellence



MUNICIPAL DRAINAGE CIP



Citywide Projects

Creek Erosion Projects

2019 Drainage Improvements

Streambank Citywide Study

Winding Hollow Flood Study



Not to Scale

Municipal Drainage Projects

Project		Prior Yrs	Re-Est	2022-23	2023-24	2024-25	2025-26	2026-27	Future	Total
71138	2019 Drainage Improvements	412,513	1,355,000	1,028,614	0	0	0	0	0	2,796,127
70134	Archgate Park Erosion Control	0	0	190,000	0	0	0	0	0	190,000
70128	Big Lake Silt Removal	0	148,000	1,500,000	0	0	0	0	0	1,648,000
70127	Big Lake Weir Repair	0	104,000	785,000	0	0	0	0	0	889,000
70130	Carpenter West Drainage Way Stabilization	45,000	967,397	0	0	0	0	0	0	1,012,397
71144	Collin Creek Culvert Replacement	4,509,535	8,475,000	15,325,000	0	0	0	0	0	28,309,535
70104	Creek Erosion Projects	11,642,038	67,680	275,000	275,000	275,000	275,000	275,000	275,000	13,359,718
71149	Drainage Improvements: Rockbrook/Flintstone/B	0	0	400,000	1,100,000	0	0	0	0	1,500,000
26-P99	Drainage Projects Closed in 2021-22	419,178	12,946	0	0	0	0	0	0	432,124
71134	East Side Drainage Improvements	0	100,000	350,000	700,000	700,000	700,000	700,000	700,000	3,950,000
70101	Erosion Control	3,584,096	0	18,193	1,500,000	1,500,000	1,500,000	1,500,000	6,000,000	15,602,289
70135	Erosion Control - Rowlett Creek at Pecan Hollo	0	156,000	200,000	1,500,000	200,000	1,500,000	200,000	1,500,000	5,256,000
70137	Erosion Control - Shady Brook Trail / Riverside	0	66,000	550,000	0	0	0	0	0	616,000
70136	Erosion Control - Willow Creek & Ports O'Call	0	140,000	680,000	1,530,000	0	0	0	0	2,350,000
70138	Erosion Control - Willow Creek Park / Roanoke	0	25,000	100,000	0	0	0	0	0	125,000
70132	Erosion Control- Spring Creek at 16th Street	106,698	150,000	1,050,000	900,000	0	0	0	0	2,206,698

Project		Prior Yrs	Re-Est	2022-23	2023-24	2024-25	2025-26	2026-27	Future	Total
70121	Indian Creek & Shady Creek Circle Bank Stabili	296,672	530,000	1,110,000	0	0	0	0	0	1,936,672
70131	Legacy Trail Pond Silt Removal	0	0	0	0	155,000	1,030,000	0	0	1,185,000
71111	Miscellaneous Drainage Improvements	136,522	100,000	18,193	1,500,000	1,500,000	1,500,000	1,500,000	2,500,000	8,754,715
70139	Oak Point Storm Sewer Repair	0	42,000	98,000	0	0	0	0	0	140,000
71137	Ranch Estates Drainage Improvements	41,305	15,000	400,000	0	0	0	0	0	456,305
26-P21A	Rowlett Creek at Pecan Hollow Erosion Ctrl	0	0	0	175,000	1,000,000	0	0	0	1,175,000
70125	Russell Creek at Red River Culvert Renovation	97,464	707,706	0	0	0	0	0	0	805,170
70133	Russell Creek Park Erosion Control	0	120,000	0	0	0	0	0	0	120,000
70129	Russell Creek Pond Silt Removal	0	0	185,000	1,235,000	0	0	0	0	1,420,000
70140	Russell Creek Pond Weir Repair	0	45,000	0	0	0	0	0	0	45,000
71146	Stream 2D8 Flood Study	0	80,000	270,000	0	0	0	0	0	350,000
71147	Streambank Citywide Study	0	0	500,000	500,000	0	0	0	0	1,000,000
70142	Westlake Pond Silt Removal	0	0	300,000	0	0	0	0	0	300,000
26-P21E	Windhaven Meadows Pond Silt Removal	0	0	0	185,000	1,235,000	0	0	0	1,420,000
71148	Winding Hollow Flood Study	0	0	75,000	0	0	0	0	0	75,000
TOTAL		21,291,021	13,406,729	25,408,000	11,100,000	6,565,000	6,505,000	4,175,000	10,975,000	99,425,750

CITY OF PLANO

COMMUNITY INVESTMENT PROGRAM

Project Name: 2019 Drainage Improvements

Project Number: 71138

Start Date: Aug. 2019

Description:

Completion Date: Sep. 2023

Miscellaneous drainage improvements throughout Plano (City Project # 7156):

- * 2521 Timber Cove Lane
- * 2912 Macao Place
- * 6512 Old Gate Road
- * 3429 18th Street
- * 7521 Benelux Court
- * 3532 Canonicita Lane
- * Sam Johnson Recreation Center



EXPENDITURES	Prior Years	Re-Estimate	2022-23	2023-24	2024-25	2025-26	2026-27	Future Yrs	Total
Land	458	0	0	0	0	0	0	0	458
Design	306,900	55,000	15,000	0	0	0	0	0	376,900
Construction	105,155	1,300,000	1,013,614	0	0	0	0	0	2,418,769
Equipment	0	0	0	0	0	0	0	0	0
TOTAL	412,513	1,355,000	1,028,614	0	0	0	0	0	2,796,127

REVENUES	Prior Years	Re-Estimate	2022-23	2023-24	2024-25	2025-26	2026-27	Future Yrs	Total
Revenue Bonds	412,513	1,355,000	1,028,614	0	0	0	0	0	2,796,127
N/A	0	0	0	0	0	0	0	0	0
N/A	0	0	0	0	0	0	0	0	0
TOTAL	412,513	1,355,000	1,028,614	0	0	0	0	0	2,796,127

OPERATING BUDGET IMPACT	2022-23	2023-24	2024-25	2025-26	2026-27	Future Yrs	Total
	0	0	0	0	0	0	0

CITY OF PLANO

COMMUNITY INVESTMENT PROGRAM

Project Name: Archgate Park Erosion Control

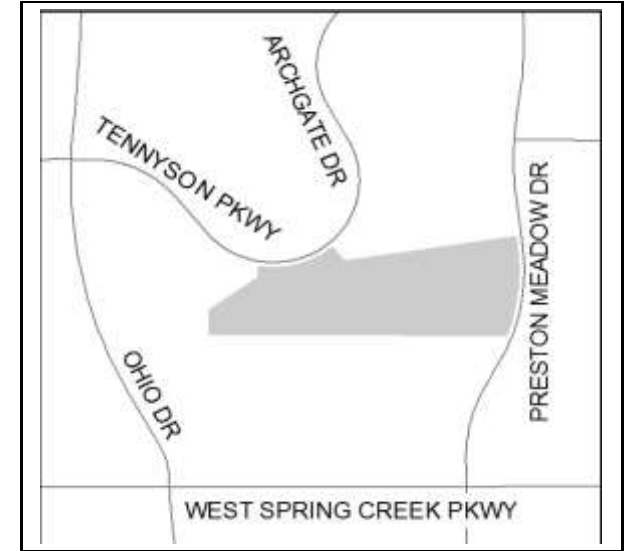
Project Number: 70134

Start Date: Oct. 2022

Description:

Completion Date: Sep. 2023

Repair erosion within the park along the creek to protect park infrastructure.



EXPENDITURES	Prior Years	Re-Estimate	2022-23	2023-24	2024-25	2025-26	2026-27	Future Yrs	Total
Land	0	0	0	0	0	0	0	0	0
Design	0	0	0	0	0	0	0	0	0
Construction	0	0	190,000	0	0	0	0	0	190,000
Equipment	0	0	0	0	0	0	0	0	0
TOTAL	0	0	190,000	0	0	0	0	0	190,000

REVENUES	Prior Years	Re-Estimate	2022-23	2023-24	2024-25	2025-26	2026-27	Future Yrs	Total
Revenue Bonds	0	0	190,000	0	0	0	0	0	190,000
N/A	0	0	0	0	0	0	0	0	0
N/A	0	0	0	0	0	0	0	0	0
TOTAL	0	0	190,000	0	0	0	0	0	190,000

OPERATING BUDGET IMPACT	2022-23	2023-24	2024-25	2025-26	2026-27	Future Yrs	Total
	0	0	0	0	0	0	0

CITY OF PLANO

COMMUNITY INVESTMENT PROGRAM

Project Name: Big Lake Silt Removal

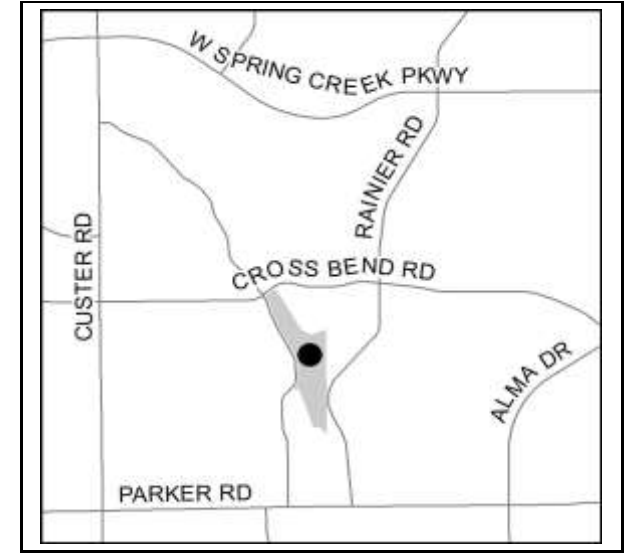
Project Number: 70128

Start Date: Oct. 2021

Description:

Completion Date: Sep. 2023

Hydraulic study, design and improvements to address accumulated silt and debris in the pond of Big Lake Park along Chisholm Trail.



EXPENDITURES	Prior Years	Re-Estimate	2022-23	2023-24	2024-25	2025-26	2026-27	Future Yrs	Total
Land	0	0	0	0	0	0	0	0	0
Design	0	148,000	0	0	0	0	0	0	148,000
Construction	0	0	1,500,000	0	0	0	0	0	1,500,000
Equipment	0	0	0	0	0	0	0	0	0
TOTAL	0	148,000	1,500,000	0	0	0	0	0	1,648,000

REVENUES	Prior Years	Re-Estimate	2022-23	2023-24	2024-25	2025-26	2026-27	Future Yrs	Total
Revenue Bonds	0	148,000	1,500,000	0	0	0	0	0	1,648,000
N/A	0	0	0	0	0	0	0	0	0
N/A	0	0	0	0	0	0	0	0	0
TOTAL	0	148,000	1,500,000	0	0	0	0	0	1,648,000

OPERATING BUDGET IMPACT	2022-23	2023-24	2024-25	2025-26	2026-27	Future Yrs	Total
	0	0	0	0	0	0	0

CITY OF PLANO

COMMUNITY INVESTMENT PROGRAM

Project Name: Big Lake Weir Repair

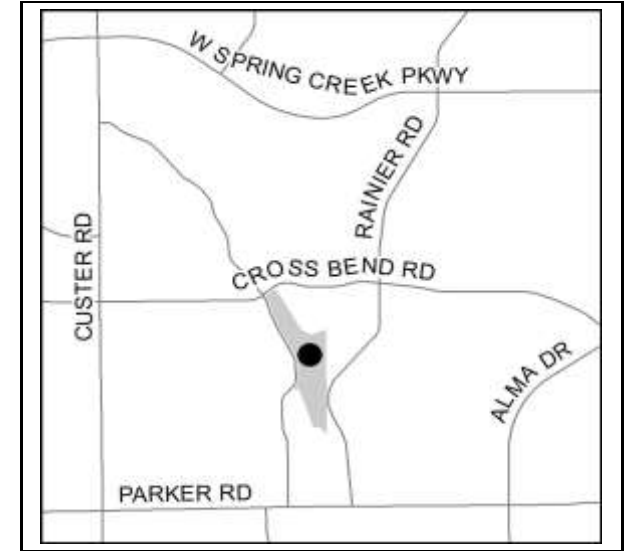
Project Number: 70127

Start Date: Jan. 2022

Description:

Completion Date: Dec. 2022

Hydraulic study, design and improvements to make repairs needed to the weir on the south end of the pond at Big Lake Park along Chisholm Trail.



EXPENDITURES	Prior Years	Re-Estimate	2022-23	2023-24	2024-25	2025-26	2026-27	Future Yrs	Total
Land	0	0	0	0	0	0	0	0	0
Design	0	104,000	0	0	0	0	0	0	104,000
Construction	0	0	785,000	0	0	0	0	0	785,000
Equipment	0	0	0	0	0	0	0	0	0
TOTAL	0	104,000	785,000	0	0	0	0	0	889,000
REVENUES	Prior Years	Re-Estimate	2022-23	2023-24	2024-25	2025-26	2026-27	Future Yrs	Total
Revenue Bonds	0	104,000	785,000	0	0	0	0	0	889,000
N/A	0	0	0	0	0	0	0	0	0
N/A	0	0	0	0	0	0	0	0	0
TOTAL	0	104,000	785,000	0	0	0	0	0	889,000
OPERATING BUDGET IMPACT			2022-23	2023-24	2024-25	2025-26	2026-27	Future Yrs	Total
			0	0	0	0	0	0	0

CITY OF PLANO

COMMUNITY INVESTMENT PROGRAM

Project Name: Carpenter West Drainage Way Stabilization

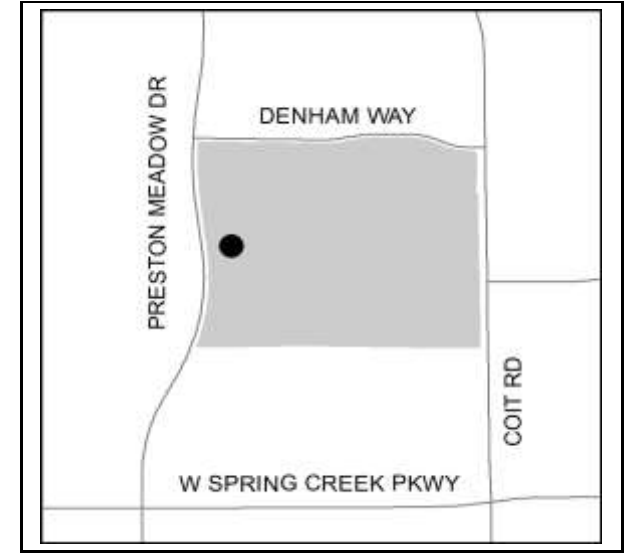
Project Number: 70130

Start Date: Oct. 2020

Description:

Completion Date: Oct. 2022

Hydraulic study, design and improvements to address erosion in the drainage way at Carpenter Park.



EXPENDITURES	Prior Years	Re-Estimate	2022-23	2023-24	2024-25	2025-26	2026-27	Future Yrs	Total
Land	0	0	0	0	0	0	0	0	0
Design	45,000	74,000	0	0	0	0	0	0	119,000
Construction	0	893,397	0	0	0	0	0	0	893,397
Equipment	0	0	0	0	0	0	0	0	0
TOTAL	45,000	967,397	0	0	0	0	0	0	1,012,397

REVENUES	Prior Years	Re-Estimate	2022-23	2023-24	2024-25	2025-26	2026-27	Future Yrs	Total
Revenue Bonds	45,000	967,397	0	0	0	0	0	0	1,012,397
N/A	0	0	0	0	0	0	0	0	0
N/A	0	0	0	0	0	0	0	0	0
TOTAL	45,000	967,397	0	0	0	0	0	0	1,012,397

OPERATING BUDGET IMPACT	2022-23	2023-24	2024-25	2025-26	2026-27	Future Yrs	Total
	0	0	0	0	0	0	0

CITY OF PLANO

COMMUNITY INVESTMENT PROGRAM

Project Name: Collin Creek Culvert Replacement

Project Number: 71144

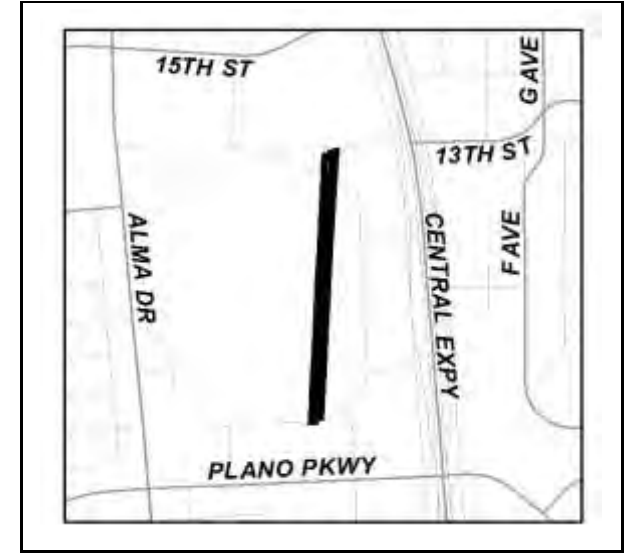
Start Date: Oct. 2019

Description:

Completion Date: Jun. 2023

Repair & renovation of culverts beneath the current eastern parking lot of the Collin Creek Mall property in conjunction with planned redevelopment for the area.

Project Number 6804.1



EXPENDITURES	Prior Years	Re-Estimate	2022-23	2023-24	2024-25	2025-26	2026-27	Future Yrs	Total
Land	47	0	0	0	0	0	0	0	47
Design	1,944,321	675,000	225,000	0	0	0	0	0	2,844,321
Construction	2,565,167	7,800,000	15,100,000	0	0	0	0	0	25,465,167
Equipment	0	0	0	0	0	0	0	0	0
TOTAL	4,509,535	8,475,000	15,325,000	0	0	0	0	0	28,309,535
REVENUES	Prior Years	Re-Estimate	2022-23	2023-24	2024-25	2025-26	2026-27	Future Yrs	Total
Revenue Bonds	4,509,535	8,475,000	15,325,000	0	0	0	0	0	28,309,535
N/A	0	0	0	0	0	0	0	0	0
N/A	0	0	0	0	0	0	0	0	0
TOTAL	4,509,535	8,475,000	15,325,000	0	0	0	0	0	28,309,535
OPERATING BUDGET IMPACT			2022-23	2023-24	2024-25	2025-26	2026-27	Future Yrs	Total
			0	0	0	0	0	0	0

CITY OF PLANO

COMMUNITY INVESTMENT PROGRAM

Project Name: Creek Erosion Projects

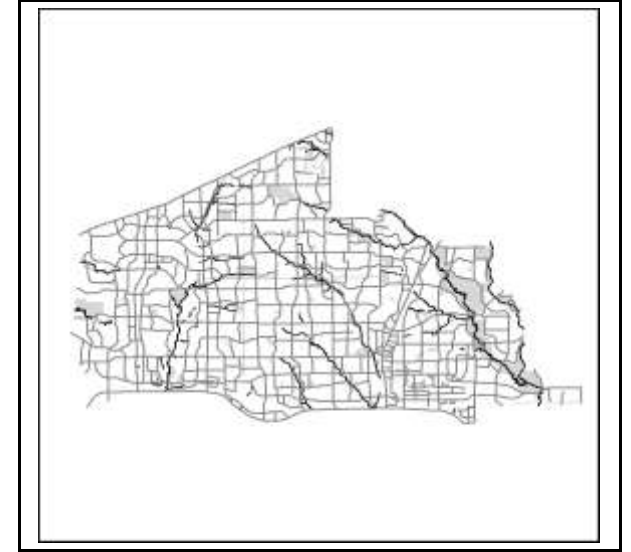
Project Number: 70104

Start Date: Oct. 2011

Description:

Completion Date: Sep. 2027

Ongoing improvements to address erosion throughout the parks system along the City's drainage ways. Funding is for creek erosion control design work and construction of improvements.



EXPENDITURES	Prior Years	Re-Estimate	2022-23	2023-24	2024-25	2025-26	2026-27	Future Yrs	Total
Land	910	0	0	0	0	0	0	0	910
Design	1,466,652	67,680	275,000	275,000	275,000	275,000	275,000	275,000	3,184,332
Construction	10,174,476	0	0	0	0	0	0	0	10,174,476
Equipment	0	0	0	0	0	0	0	0	0
TOTAL	11,642,038	67,680	275,000	275,000	275,000	275,000	275,000	275,000	13,359,718

REVENUES	Prior Years	Re-Estimate	2022-23	2023-24	2024-25	2025-26	2026-27	Future Yrs	Total
Revenue Bonds	11,642,038	67,680	275,000	275,000	275,000	275,000	275,000	275,000	13,359,718
N/A	0	0	0	0	0	0	0	0	0
N/A	0	0	0	0	0	0	0	0	0
TOTAL	11,642,038	67,680	275,000	275,000	275,000	275,000	275,000	275,000	13,359,718

OPERATING BUDGET IMPACT	2022-23	2023-24	2024-25	2025-26	2026-27	Future Yrs	Total
	0	0	0	0	0	0	0

CITY OF PLANO

COMMUNITY INVESTMENT PROGRAM

Project Name: Drainage Improvements: Rockbrook/Flintstone/Brandon/etc.

Project Number: 71149

Start Date: Oct. 2022

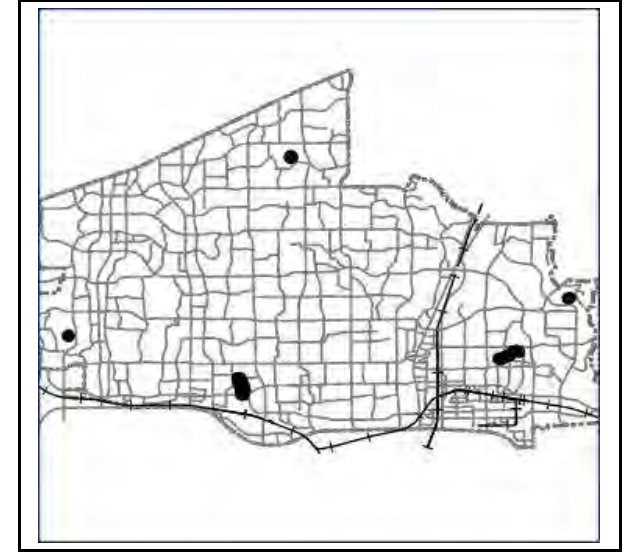
Description:

Completion Date: Sep. 2023

This project includes miscellaneous drainage improvements at five (5) sites at various locations in the City of Plano. Below are the five locations and associated improvements:

1. 2700-3212 Rockbrook Dr. - drainage study with proposed storm drain improvements and final civil plans.
2. 3636 Flintstone Dr. - relocation of storm drain inlet.
3. 6445 Brandon Ct. - repair of existing storm drain outfall.
4. Russell Creek Park - repair of existing storm drain outfall on west side of pond.
5. 1409-1613 Eden Valley Ln. - drainage study with proposed channel improvements and final civil plans.

Project Number 7505



EXPENDITURES	Prior Years	Re-Estimate	2022-23	2023-24	2024-25	2025-26	2026-27	Future Yrs	Total
Land	0	0	0	0	0	0	0	0	0
Design	0	0	400,000	0	0	0	0	0	400,000
Construction	0	0	0	1,100,000	0	0	0	0	1,100,000
Equipment	0	0	0	0	0	0	0	0	0
TOTAL	0	0	400,000	1,100,000	0	0	0	0	1,500,000

REVENUES	Prior Years	Re-Estimate	2022-23	2023-24	2024-25	2025-26	2026-27	Future Yrs	Total
Revenue Bonds	0	0	400,000	1,100,000	0	0	0	0	1,500,000
N/A	0	0	0	0	0	0	0	0	0
N/A	0	0	0	0	0	0	0	0	0
TOTAL	0	0	400,000	1,100,000	0	0	0	0	1,500,000

OPERATING BUDGET IMPACT	2022-23	2023-24	2024-25	2025-26	2026-27	Future Yrs	Total
	0	0	0	0	0	0	0

CITY OF PLANO

COMMUNITY INVESTMENT PROGRAM

Project Name: Drainage Projects Closed in 2021-22

Project Number: 26-P99

Start Date: Jan. 2010

Description:

Completion Date: Sep. 2021

The following Drainage CIP projects closed or are expected to close in FY 2021-22

70124 Arbor Hills Nature Preserve & Willow Creek Erosion Control



EXPENDITURES	Prior Years	Re-Estimate	2022-23	2023-24	2024-25	2025-26	2026-27	Future Yrs	Total
Land	0	0	0	0	0	0	0	0	0
Design	60,772	12,946	0	0	0	0	0	0	73,718
Construction	358,406	0	0	0	0	0	0	0	358,406
Equipment	0	0	0	0	0	0	0	0	0
TOTAL	419,178	12,946	0	0	0	0	0	0	432,124

REVENUES	Prior Years	Re-Estimate	2022-23	2023-24	2024-25	2025-26	2026-27	Future Yrs	Total
Revenue Bonds	419,178	12,946	0	0	0	0	0	0	432,124
N/A	0	0	0	0	0	0	0	0	0
N/A	0	0	0	0	0	0	0	0	0
TOTAL	419,178	12,946	0	0	0	0	0	0	432,124

OPERATING BUDGET IMPACT	2022-23	2023-24	2024-25	2025-26	2026-27	Future Yrs	Total
	0	0	0	0	0	0	0

CITY OF PLANO

COMMUNITY INVESTMENT PROGRAM

Project Name: East Side Drainage Improvements

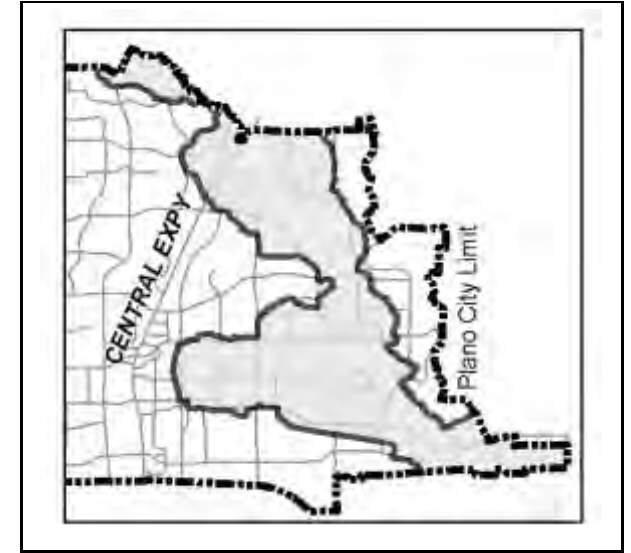
Project Number: 71134

Start Date: Oct. 2013

Description:

Completion Date: Sep. 2027

Drainage improvements to the existing systems draining into Rowlett Creek and its tributaries.



EXPENDITURES	Prior Years	Re-Estimate	2022-23	2023-24	2024-25	2025-26	2026-27	Future Yrs	Total
Land	0	0	0	0	0	0	0	0	0
Design	0	0	0	0	0	0	0	0	0
Construction	0	100,000	350,000	700,000	700,000	700,000	700,000	700,000	3,950,000
Equipment	0	0	0	0	0	0	0	0	0
TOTAL	0	100,000	350,000	700,000	700,000	700,000	700,000	700,000	3,950,000

REVENUES	Prior Years	Re-Estimate	2022-23	2023-24	2024-25	2025-26	2026-27	Future Yrs	Total
Revenue Bonds	0	100,000	350,000	700,000	700,000	700,000	700,000	700,000	3,950,000
N/A	0	0	0	0	0	0	0	0	0
N/A	0	0	0	0	0	0	0	0	0
TOTAL	0	100,000	350,000	700,000	700,000	700,000	700,000	700,000	3,950,000

OPERATING BUDGET IMPACT	2022-23	2023-24	2024-25	2025-26	2026-27	Future Yrs	Total
	0	0	0	0	0	0	0

CITY OF PLANO

COMMUNITY INVESTMENT PROGRAM

Project Name: Erosion Control

Project Number: 70101

Start Date: Oct. 2011

Description:

Completion Date: Sep. 2027

Construction of erosion control facilities in creeks. Projects will be established yearly based on severity of problem.



EXPENDITURES	Prior Years	Re-Estimate	2022-23	2023-24	2024-25	2025-26	2026-27	Future Yrs	Total
Land	12,992	0	0	0	0	0	0	0	12,992
Design	416,387	0	0	0	0	0	0	0	416,387
Construction	3,154,717	0	18,193	1,500,000	1,500,000	1,500,000	1,500,000	6,000,000	15,172,910
Equipment	0	0	0	0	0	0	0	0	0
TOTAL	3,584,096	0	18,193	1,500,000	1,500,000	1,500,000	1,500,000	6,000,000	15,602,289

REVENUES	Prior Years	Re-Estimate	2022-23	2023-24	2024-25	2025-26	2026-27	Future Yrs	Total
Revenue Bonds	3,583,946	0	18,193	1,500,000	1,500,000	1,500,000	1,500,000	6,000,000	15,602,139
Map Sales	150	0	0	0	0	0	0	0	150
N/A	0	0	0	0	0	0	0	0	0
TOTAL	3,584,096	0	18,193	1,500,000	1,500,000	1,500,000	1,500,000	6,000,000	15,602,289

OPERATING BUDGET IMPACT	2022-23	2023-24	2024-25	2025-26	2026-27	Future Yrs	Total
	0	0	0	0	0	0	0

CITY OF PLANO

COMMUNITY INVESTMENT PROGRAM

Project Name: Erosion Control - Rowlett Creek at Pecan Hollow

Project Number: 70135

Start Date: Oct. 2021

Description:

Completion Date: Sep. 2027

Hydraulic study, design and constructed improvements to address creek erosion along Rowlett Creek within the Pecan Hollow Golf Course property.



EXPENDITURES	Prior Years	Re-Estimate	2022-23	2023-24	2024-25	2025-26	2026-27	Future Yrs	Total
Land	0	0	0	0	0	0	0	0	0
Design	0	156,000	200,000	0	200,000	0	200,000	0	756,000
Construction	0	0	0	1,500,000	0	1,500,000	0	1,500,000	4,500,000
Equipment	0	0	0	0	0	0	0	0	0
TOTAL	0	156,000	200,000	1,500,000	200,000	1,500,000	200,000	1,500,000	5,256,000

REVENUES	Prior Years	Re-Estimate	2022-23	2023-24	2024-25	2025-26	2026-27	Future Yrs	Total
Revenue Bonds	0	156,000	200,000	1,500,000	200,000	1,500,000	200,000	1,500,000	5,256,000
N/A	0	0	0	0	0	0	0	0	0
N/A	0	0	0	0	0	0	0	0	0
TOTAL	0	156,000	200,000	1,500,000	200,000	1,500,000	200,000	1,500,000	5,256,000

OPERATING BUDGET IMPACT	2022-23	2023-24	2024-25	2025-26	2026-27	Future Yrs	Total
	0	0	0	0	0	0	0

CITY OF PLANO

COMMUNITY INVESTMENT PROGRAM

Project Name: Erosion Control - Shady Brook Trail / Riverside

Project Number: 70137

Start Date: Oct. 2022

Description:

Completion Date: Sep. 2023

Repair erosion within the park along the creek to protect park infrastructure.



EXPENDITURES	Prior Years	Re-Estimate	2022-23	2023-24	2024-25	2025-26	2026-27	Future Yrs	Total
Land	0	0	0	0	0	0	0	0	0
Design	0	0	0	0	0	0	0	0	0
Construction	0	66,000	550,000	0	0	0	0	0	616,000
Equipment	0	0	0	0	0	0	0	0	0
TOTAL	0	66,000	550,000	0	0	0	0	0	616,000

REVENUES	Prior Years	Re-Estimate	2022-23	2023-24	2024-25	2025-26	2026-27	Future Yrs	Total
Revenue Bonds	0	66,000	550,000	0	0	0	0	0	616,000
N/A	0	0	0	0	0	0	0	0	0
N/A	0	0	0	0	0	0	0	0	0
TOTAL	0	66,000	550,000	0	0	0	0	0	616,000

OPERATING BUDGET IMPACT	2022-23	2023-24	2024-25	2025-26	2026-27	Future Yrs	Total
	0	0	0	0	0	0	0

CITY OF PLANO

COMMUNITY INVESTMENT PROGRAM

Project Name: Erosion Control - Willow Creek & Ports O'Call

Project Number: 70136

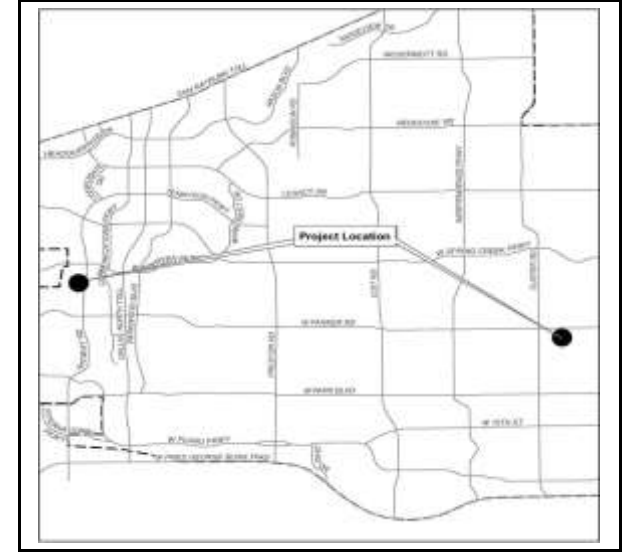
Start Date: Oct. 2021

Description:

Completion Date: Sep. 2024

Erosion control project for installation of streambank protection at three sites within the City of Plano. The three sites include 3408, 6420, 6424 Willow Creek Dr., 1801 Macao Pl., and 2908/2909 Ports O'Call Ct.

Project Number 7468



EXPENDITURES	Prior Years	Re-Estimate	2022-23	2023-24	2024-25	2025-26	2026-27	Future Yrs	Total
Land	0	0	0	0	0	0	0	0	0
Design	0	140,000	180,000	30,000	0	0	0	0	350,000
Construction	0	0	500,000	1,500,000	0	0	0	0	2,000,000
Equipment	0	0	0	0	0	0	0	0	0
TOTAL	0	140,000	680,000	1,530,000	0	0	0	0	2,350,000
REVENUES	Prior Years	Re-Estimate	2022-23	2023-24	2024-25	2025-26	2026-27	Future Yrs	Total
Revenue Bonds	0	140,000	680,000	1,530,000	0	0	0	0	2,350,000
N/A	0	0	0	0	0	0	0	0	0
N/A	0	0	0	0	0	0	0	0	0
TOTAL	0	140,000	680,000	1,530,000	0	0	0	0	2,350,000
OPERATING BUDGET IMPACT			2022-23	2023-24	2024-25	2025-26	2026-27	Future Yrs	Total
			0	0	0	0	0	0	0

CITY OF PLANO

COMMUNITY INVESTMENT PROGRAM

Project Name: Erosion Control - Willow Creek Park / Roanoke

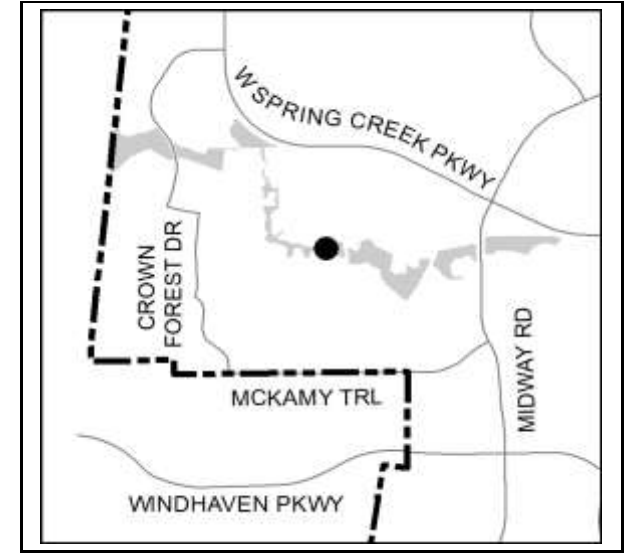
Project Number: 70138

Start Date: Oct. 2022

Description:

Completion Date: Sep. 2023

Repair erosion within the park along the creek to protect private property.



EXPENDITURES	Prior Years	Re-Estimate	2022-23	2023-24	2024-25	2025-26	2026-27	Future Yrs	Total
Land	0	0	0	0	0	0	0	0	0
Design	0	25,000	0	0	0	0	0	0	25,000
Construction	0	0	100,000	0	0	0	0	0	100,000
Equipment	0	0	0	0	0	0	0	0	0
TOTAL	0	25,000	100,000	0	0	0	0	0	125,000

REVENUES	Prior Years	Re-Estimate	2022-23	2023-24	2024-25	2025-26	2026-27	Future Yrs	Total
Revenue Bonds	0	25,000	100,000	0	0	0	0	0	125,000
N/A	0	0	0	0	0	0	0	0	0
N/A	0	0	0	0	0	0	0	0	0
TOTAL	0	25,000	100,000	0	0	0	0	0	125,000

OPERATING BUDGET IMPACT	2022-23	2023-24	2024-25	2025-26	2026-27	Future Yrs	Total
	0	0	0	0	0	0	0

CITY OF PLANO

COMMUNITY INVESTMENT PROGRAM

Project Name: Erosion Control- Spring Creek at 16th Street

Project Number: 70132

Start Date: Dec. 2020

Description:

Completion Date: Oct. 2023

Project includes approximately 500 linear feet of slope stabilization improvements along the west side of Spring Creek, north of 16th Street.

Project Number 7308

Design awarded to Kimley-Horn and Associates in December 2020



EXPENDITURES	Prior Years	Re-Estimate	2022-23	2023-24	2024-25	2025-26	2026-27	Future Yrs	Total
Land	0	0	0	0	0	0	0	0	0
Design	106,698	150,000	50,000	0	0	0	0	0	306,698
Construction	0	0	1,000,000	900,000	0	0	0	0	1,900,000
Equipment	0	0	0	0	0	0	0	0	0
TOTAL	106,698	150,000	1,050,000	900,000	0	0	0	0	2,206,698

REVENUES	Prior Years	Re-Estimate	2022-23	2023-24	2024-25	2025-26	2026-27	Future Yrs	Total
Revenue Bonds	106,698	150,000	1,050,000	900,000	0	0	0	0	2,206,698
N/A	0	0	0	0	0	0	0	0	0
N/A	0	0	0	0	0	0	0	0	0
TOTAL	106,698	150,000	1,050,000	900,000	0	0	0	0	2,206,698

OPERATING BUDGET IMPACT	2022-23	2023-24	2024-25	2025-26	2026-27	Future Yrs	Total
	0	0	0	0	0	0	0

CITY OF PLANO

COMMUNITY INVESTMENT PROGRAM

Project Name: Indian Creek & Shady Creek Circle Bank Stabilization

Project Number: 70121

Start Date: Jul. 2019

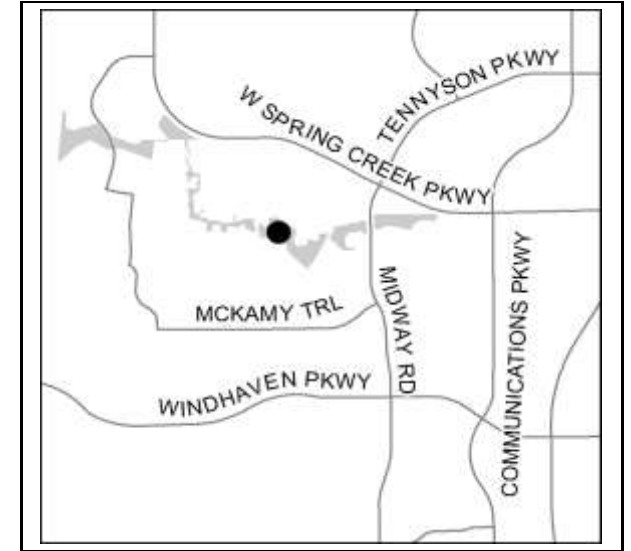
Description:

Completion Date: Mar. 2023

Hydraulic study, design and construction to improve streambank stabilization along a portion of Indian Creek Tributary No. 13 with severe erosion threatening residences in the vicinity of Shady Creek Circle.

Engineering services awarded to Walter P. Moore & Associates in July 2019 with services and scope expanded in May 2020.

Project Number 7146



EXPENDITURES	Prior Years	Re-Estimate	2022-23	2023-24	2024-25	2025-26	2026-27	Future Yrs	Total
Land	0	0	0	0	0	0	0	0	0
Design	182,105	30,000	10,000	0	0	0	0	0	222,105
Construction	114,567	500,000	1,100,000	0	0	0	0	0	1,714,567
Equipment	0	0	0	0	0	0	0	0	0
TOTAL	296,672	530,000	1,110,000	0	0	0	0	0	1,936,672
REVENUES	Prior Years	Re-Estimate	2022-23	2023-24	2024-25	2025-26	2026-27	Future Yrs	Total
Revenue Bonds	296,672	530,000	1,110,000	0	0	0	0	0	1,936,672
N/A	0	0	0	0	0	0	0	0	0
N/A	0	0	0	0	0	0	0	0	0
TOTAL	296,672	530,000	1,110,000	0	0	0	0	0	1,936,672
OPERATING BUDGET IMPACT			2022-23	2023-24	2024-25	2025-26	2026-27	Future Yrs	Total
			0	0	0	0	0	0	0

CITY OF PLANO

COMMUNITY INVESTMENT PROGRAM

Project Name: Legacy Trail Pond Silt Removal

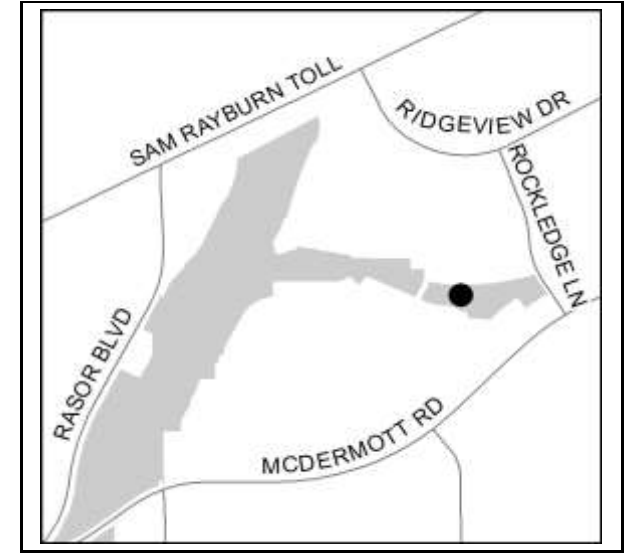
Project Number: 70131

Start Date: Oct. 2025

Description:

Completion Date: Sep. 2026

Hydraulic study, design and improvements to address accumulated silt and debris in the Legacy Trail pond located at Portage Lane and Rustling Water Lane.



EXPENDITURES	Prior Years	Re-Estimate	2022-23	2023-24	2024-25	2025-26	2026-27	Future Yrs	Total
Land	0	0	0	0	0	0	0	0	0
Design	0	0	0	0	155,000	0	0	0	155,000
Construction	0	0	0	0	0	1,030,000	0	0	1,030,000
Equipment	0	0	0	0	0	0	0	0	0
TOTAL	0	0	0	0	155,000	1,030,000	0	0	1,185,000

REVENUES	Prior Years	Re-Estimate	2022-23	2023-24	2024-25	2025-26	2026-27	Future Yrs	Total
Revenue Bonds	0	0	0	0	155,000	1,030,000	0	0	1,185,000
N/A	0	0	0	0	0	0	0	0	0
N/A	0	0	0	0	0	0	0	0	0
TOTAL	0	0	0	0	155,000	1,030,000	0	0	1,185,000

OPERATING BUDGET IMPACT	2022-23	2023-24	2024-25	2025-26	2026-27	Future Yrs	Total
	0	0	0	0	0	0	0

CITY OF PLANO

COMMUNITY INVESTMENT PROGRAM

Project Name: Miscellaneous Drainage Improvements

Project Number: 71111

Start Date: Oct. 2012

Description:

Completion Date: Sep. 2027

Various drainage improvement projects throughout the City, such as increasing pipe size or adding inlet capacity to relieve flooding problems.



EXPENDITURES	Prior Years	Re-Estimate	2022-23	2023-24	2024-25	2025-26	2026-27	Future Yrs	Total
Land	1,320	0	0	0	0	0	0	0	1,320
Design	91,537	0	0	0	0	0	0	0	91,537
Construction	43,665	100,000	18,193	1,500,000	1,500,000	1,500,000	1,500,000	2,500,000	8,661,858
Equipment	0	0	0	0	0	0	0	0	0
TOTAL	136,522	100,000	18,193	1,500,000	1,500,000	1,500,000	1,500,000	2,500,000	8,754,715

REVENUES	Prior Years	Re-Estimate	2022-23	2023-24	2024-25	2025-26	2026-27	Future Yrs	Total
Revenue Bonds	136,522	100,000	18,193	1,500,000	1,500,000	1,500,000	1,500,000	2,500,000	8,754,715
N/A	0	0	0	0	0	0	0	0	0
N/A	0	0	0	0	0	0	0	0	0
TOTAL	136,522	100,000	18,193	1,500,000	1,500,000	1,500,000	1,500,000	2,500,000	8,754,715

OPERATING BUDGET IMPACT	2022-23	2023-24	2024-25	2025-26	2026-27	Future Yrs	Total
	0	0	0	0	0	0	0

CITY OF PLANO

COMMUNITY INVESTMENT PROGRAM

Project Name: Oak Point Storm Sewer Repair

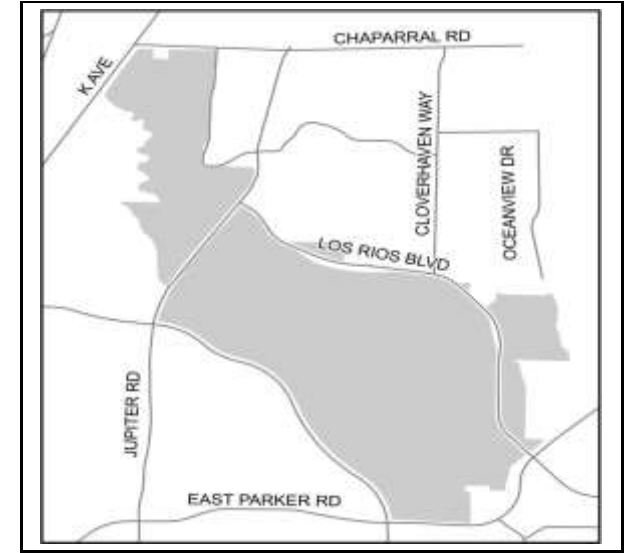
Project Number: 70139

Start Date: Oct. 2021

Description:

Completion Date: Sep. 2023

A project to repair storm water infrastructure near the parking lot.



EXPENDITURES	Prior Years	Re-Estimate	2022-23	2023-24	2024-25	2025-26	2026-27	Future Yrs	Total
Land	0	0	0	0	0	0	0	0	0
Design	0	0	0	0	0	0	0	0	0
Construction	0	42,000	98,000	0	0	0	0	0	140,000
Equipment	0	0	0	0	0	0	0	0	0
TOTAL	0	42,000	98,000	0	0	0	0	0	140,000

REVENUES	Prior Years	Re-Estimate	2022-23	2023-24	2024-25	2025-26	2026-27	Future Yrs	Total
Revenue Bonds	0	42,000	98,000	0	0	0	0	0	140,000
N/A	0	0	0	0	0	0	0	0	0
N/A	0	0	0	0	0	0	0	0	0
TOTAL	0	42,000	98,000	0	0	0	0	0	140,000

OPERATING BUDGET IMPACT	2022-23	2023-24	2024-25	2025-26	2026-27	Future Yrs	Total
	0	0	0	0	0	0	0

CITY OF PLANO

COMMUNITY INVESTMENT PROGRAM

Project Name: Ranch Estates Drainage Improvements

Project Number: 71137

Start Date: May, 2017

Description:

Completion Date: Apr. 2023

Drainage improvements to alleviate flooding conditions along Ranch Estates Drive and Ranch Estates Circle. This project was spun off from the Drainage Improvements - Los Rios Addition and Spring Creek Parkway project.

Design services awarded to Lam Consulting Engineering in May 2017.

Project Number 6252



EXPENDITURES	Prior Years	Re-Estimate	2022-23	2023-24	2024-25	2025-26	2026-27	Future Yrs	Total
Land	33	0	0	0	0	0	0	0	33
Design	41,272	15,000	0	0	0	0	0	0	56,272
Construction	0	0	400,000	0	0	0	0	0	400,000
Equipment	0	0	0	0	0	0	0	0	0
TOTAL	41,305	15,000	400,000	0	0	0	0	0	456,305

REVENUES	Prior Years	Re-Estimate	2022-23	2023-24	2024-25	2025-26	2026-27	Future Yrs	Total
Revenue Bonds	41,305	15,000	400,000	0	0	0	0	0	456,305
N/A	0	0	0	0	0	0	0	0	0
N/A	0	0	0	0	0	0	0	0	0
TOTAL	41,305	15,000	400,000	0	0	0	0	0	456,305

OPERATING BUDGET IMPACT	2022-23	2023-24	2024-25	2025-26	2026-27	Future Yrs	Total
	0	0	0	0	0	0	0

CITY OF PLANO

COMMUNITY INVESTMENT PROGRAM

Project Name: Rowlett Creek at Pecan Hollow Erosion Ctrl

Project Number: 26-P21A

Start Date: Oct. 2023

Description:

Completion Date: Sep. 2025

Hydraulic study, design and constructed improvements to address creek erosion along Rowlett Creek within the Pecan Hollow Golf Course property.



EXPENDITURES	Prior Years	Re-Estimate	2022-23	2023-24	2024-25	2025-26	2026-27	Future Yrs	Total
Land	0	0	0	0	0	0	0	0	0
Design	0	0	0	175,000	0	0	0	0	175,000
Construction	0	0	0	0	1,000,000	0	0	0	1,000,000
Equipment	0	0	0	0	0	0	0	0	0
TOTAL	0	0	0	175,000	1,000,000	0	0	0	1,175,000

REVENUES	Prior Years	Re-Estimate	2022-23	2023-24	2024-25	2025-26	2026-27	Future Yrs	Total
Revenue Bonds	0	0	0	175,000	1,000,000	0	0	0	1,175,000
N/A	0	0	0	0	0	0	0	0	0
N/A	0	0	0	0	0	0	0	0	0
TOTAL	0	0	0	175,000	1,000,000	0	0	0	1,175,000

OPERATING BUDGET IMPACT	2022-23	2023-24	2024-25	2025-26	2026-27	Future Yrs	Total
	0	0	0	0	0	0	0

CITY OF PLANO

COMMUNITY INVESTMENT PROGRAM

Project Name: Russell Creek at Red River Culvert Renovation

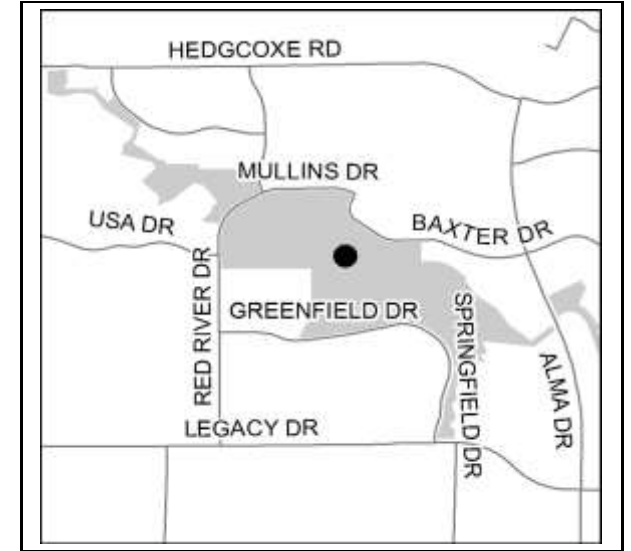
Project Number: 70125

Start Date: Oct. 2019

Description:

Completion Date: Nov. 2022

Hydraulic study, design and improvements to the drainage culvert within Russell Creek at Hoblitzelle Park adjacent to Red River Drive.



EXPENDITURES	Prior Years	Re-Estimate	2022-23	2023-24	2024-25	2025-26	2026-27	Future Yrs	Total
Land	0	0	0	0	0	0	0	0	0
Design	97,464	58,819	0	0	0	0	0	0	156,283
Construction	0	648,887	0	0	0	0	0	0	648,887
Equipment	0	0	0	0	0	0	0	0	0
TOTAL	97,464	707,706	0	0	0	0	0	0	805,170

REVENUES	Prior Years	Re-Estimate	2022-23	2023-24	2024-25	2025-26	2026-27	Future Yrs	Total
Revenue Bonds	97,464	707,706	0	0	0	0	0	0	805,170
N/A	0	0	0	0	0	0	0	0	0
N/A	0	0	0	0	0	0	0	0	0
TOTAL	97,464	707,706	0	0	0	0	0	0	805,170

OPERATING BUDGET IMPACT	2022-23	2023-24	2024-25	2025-26	2026-27	Future Yrs	Total
	0	0	0	0	0	0	0

CITY OF PLANO

COMMUNITY INVESTMENT PROGRAM

Project Name: Russell Creek Park Erosion Control

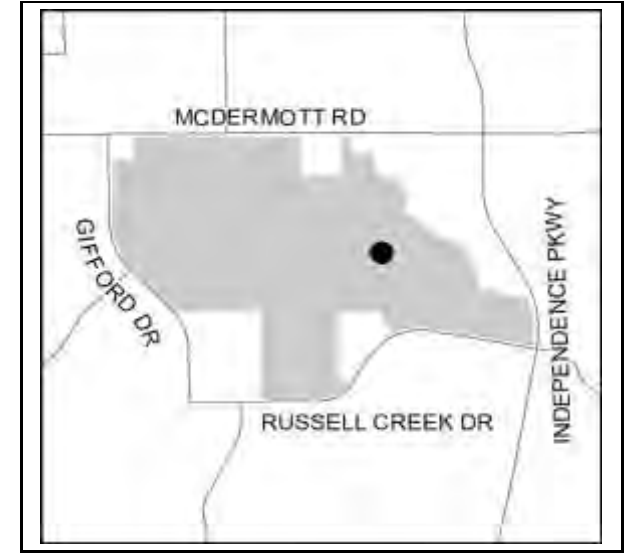
Project Number: 70133

Start Date: Oct. 2020

Description:

Completion Date: Dec. 2022

A project to repair erosion along the edge of the turf where a tributary feeds into Russell Creek.



EXPENDITURES	Prior Years	Re-Estimate	2022-23	2023-24	2024-25	2025-26	2026-27	Future Yrs	Total
Land	0	0	0	0	0	0	0	0	0
Design	0	0	0	0	0	0	0	0	0
Construction	0	120,000	0	0	0	0	0	0	120,000
Equipment	0	0	0	0	0	0	0	0	0
TOTAL	0	120,000	0	0	0	0	0	0	120,000

REVENUES	Prior Years	Re-Estimate	2022-23	2023-24	2024-25	2025-26	2026-27	Future Yrs	Total
Revenue Bonds	0	120,000	0	0	0	0	0	0	120,000
N/A	0	0	0	0	0	0	0	0	0
N/A	0	0	0	0	0	0	0	0	0
TOTAL	0	120,000	0	0	0	0	0	0	120,000

OPERATING BUDGET IMPACT	2022-23	2023-24	2024-25	2025-26	2026-27	Future Yrs	Total
	0	0	0	0	0	0	0

CITY OF PLANO

COMMUNITY INVESTMENT PROGRAM

Project Name: Russell Creek Pond Silt Removal

Project Number: 70129

Start Date: Oct. 202

Description:

Completion Date: Sep. 2024

Hydraulic study, design and improvements to address accumulated silt and debris in the Russell Creek Pond.



EXPENDITURES	Prior Years	Re-Estimate	2022-23	2023-24	2024-25	2025-26	2026-27	Future Yrs	Total
Land	0	0	0	0	0	0	0	0	0
Design	0	0	185,000	0	0	0	0	0	185,000
Construction	0	0	0	1,235,000	0	0	0	0	1,235,000
Equipment	0	0	0	0	0	0	0	0	0
TOTAL	0	0	185,000	1,235,000	0	0	0	0	1,420,000

REVENUES	Prior Years	Re-Estimate	2022-23	2023-24	2024-25	2025-26	2026-27	Future Yrs	Total
Revenue Bonds	0	0	185,000	1,235,000	0	0	0	0	1,420,000
N/A	0	0	0	0	0	0	0	0	0
N/A	0	0	0	0	0	0	0	0	0
TOTAL	0	0	185,000	1,235,000	0	0	0	0	1,420,000

OPERATING BUDGET IMPACT	2022-23	2023-24	2024-25	2025-26	2026-27	Future Yrs	Total
	0	0	0	0	0	0	0

CITY OF PLANO

COMMUNITY INVESTMENT PROGRAM

Project Name: Russell Creek Pond Weir Repair

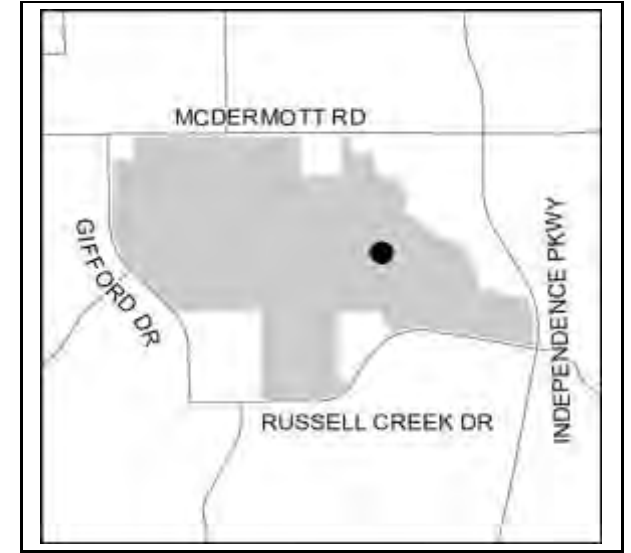
Project Number: 70140

Start Date: Oct. 2022

Description:

Completion Date: Sep. 2023

Repair erosion at the Russell Creek Park pond weir.



EXPENDITURES	Prior Years	Re-Estimate	2022-23	2023-24	2024-25	2025-26	2026-27	Future Yrs	Total
Land	0	0	0	0	0	0	0	0	0
Design	0	10,000	0	0	0	0	0	0	10,000
Construction	0	35,000	0	0	0	0	0	0	35,000
Equipment	0	0	0	0	0	0	0	0	0
TOTAL	0	45,000	0	0	0	0	0	0	45,000

REVENUES	Prior Years	Re-Estimate	2022-23	2023-24	2024-25	2025-26	2026-27	Future Yrs	Total
Revenue Bonds	0	45,000	0	0	0	0	0	0	45,000
N/A	0	0	0	0	0	0	0	0	0
N/A	0	0	0	0	0	0	0	0	0
TOTAL	0	45,000	0	0	0	0	0	0	45,000

OPERATING BUDGET IMPACT	2022-23	2023-24	2024-25	2025-26	2026-27	Future Yrs	Total
	0	0	0	0	0	0	0

CITY OF PLANO

COMMUNITY INVESTMENT PROGRAM

Project Name: Stream 2D8 Flood Study

Project Number: 71146

Start Date: Oct. 2021

Description:

Completion Date: Sep. 2023

Flood study along Stream 2D8 from P Avenue to existing Study at Shiloh Road.

Project Number 7497



EXPENDITURES	Prior Years	Re-Estimate	2022-23	2023-24	2024-25	2025-26	2026-27	Future Yrs	Total
Land	0	0	0	0	0	0	0	0	0
Design	0	80,000	270,000	0	0	0	0	0	350,000
Construction	0	0	0	0	0	0	0	0	0
Equipment	0	0	0	0	0	0	0	0	0
TOTAL	0	80,000	270,000	0	0	0	0	0	350,000

REVENUES	Prior Years	Re-Estimate	2022-23	2023-24	2024-25	2025-26	2026-27	Future Yrs	Total
Revenue Bonds	0	80,000	270,000	0	0	0	0	0	350,000
N/A	0	0	0	0	0	0	0	0	0
N/A	0	0	0	0	0	0	0	0	0
TOTAL	0	80,000	270,000	0	0	0	0	0	350,000

OPERATING BUDGET IMPACT	2022-23	2023-24	2024-25	2025-26	2026-27	Future Yrs	Total
	0	0	0	0	0	0	0

CITY OF PLANO

COMMUNITY INVESTMENT PROGRAM

Project Name: Streambank Citywide Study

Project Number: 71147

Start Date: Oct. 2022

Description:

Completion Date: Sep. 2024

Study to evaluate streambank erosion for all 120+ creek miles within the City of Plano. Project will provide a database of erosion evaluations, rankings, and associated costs for all properties along creeks within the city limits.

Project Number 7577



EXPENDITURES	Prior Years	Re-Estimate	2022-23	2023-24	2024-25	2025-26	2026-27	Future Yrs	Total
Land	0	0	0	0	0	0	0	0	0
Design	0	0	500,000	500,000	0	0	0	0	1,000,000
Construction	0	0	0	0	0	0	0	0	0
Equipment	0	0	0	0	0	0	0	0	0
TOTAL	0	0	500,000	500,000	0	0	0	0	1,000,000

REVENUES	Prior Years	Re-Estimate	2022-23	2023-24	2024-25	2025-26	2026-27	Future Yrs	Total
Revenue Bonds	0	0	500,000	500,000	0	0	0	0	1,000,000
N/A	0	0	0	0	0	0	0	0	0
N/A	0	0	0	0	0	0	0	0	0
TOTAL	0	0	500,000	500,000	0	0	0	0	1,000,000

OPERATING BUDGET IMPACT	2022-23	2023-24	2024-25	2025-26	2026-27	Future Yrs	Total
	0	0	0	0	0	0	0

CITY OF PLANO

COMMUNITY INVESTMENT PROGRAM

Project Name: Westlake Pond Silt Removal

Project Number: 70142

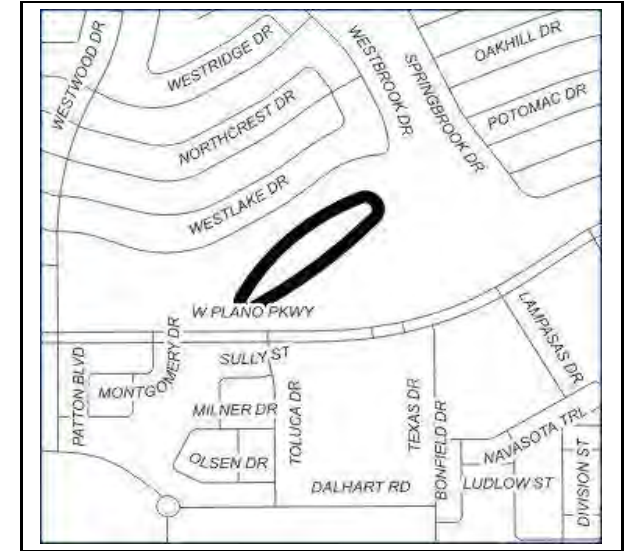
Start Date: Oct. 2022

Description:

Completion Date: Sep. 2023

Bathymetric survey to estimate the volume of silt and debris accumulated in the upstream end of the Westlake Pond due to recent construction activities in the area and the volume of silt and debris accumulated in the entire Westlake Pond. Two separate cost estimates will be provided, one for the removal of the silt in the upstream end of Westlake Pond only and a second one for the remainder of the Westlake pond.

Project Number 7581



EXPENDITURES	Prior Years	Re-Estimate	2022-23	2023-24	2024-25	2025-26	2026-27	Future Yrs	Total
Land	0	0	0	0	0	0	0	0	0
Design	0	0	300,000	0	0	0	0	0	300,000
Construction	0	0	0	0	0	0	0	0	0
Equipment	0	0	0	0	0	0	0	0	0
TOTAL	0	0	300,000	0	0	0	0	0	300,000
REVENUES	Prior Years	Re-Estimate	2022-23	2023-24	2024-25	2025-26	2026-27	Future Yrs	Total
Revenue Bonds	0	0	300,000	0	0	0	0	0	300,000
N/A	0	0	0	0	0	0	0	0	0
N/A	0	0	0	0	0	0	0	0	0
TOTAL	0	0	300,000	0	0	0	0	0	300,000
OPERATING BUDGET IMPACT			2022-23	2023-24	2024-25	2025-26	2026-27	Future Yrs	Total
			0	0	0	0	0	0	0

CITY OF PLANO

COMMUNITY INVESTMENT PROGRAM

Project Name: Windhaven Meadows Pond Silt Removal

Project Number: 26-P21E

Start Date: Oct. 2023

Description:

Completion Date: Sep. 2025

Hydraulic study, design and improvements to address accumulated silt and debris in the pond of Windhaven Meadows Pond.



EXPENDITURES	Prior Years	Re-Estimate	2022-23	2023-24	2024-25	2025-26	2026-27	Future Yrs	Total
Land	0	0	0	0	0	0	0	0	0
Design	0	0	0	185,000	0	0	0	0	185,000
Construction	0	0	0	0	1,235,000	0	0	0	1,235,000
Equipment	0	0	0	0	0	0	0	0	0
TOTAL	0	0	0	185,000	1,235,000	0	0	0	1,420,000

REVENUES	Prior Years	Re-Estimate	2022-23	2023-24	2024-25	2025-26	2026-27	Future Yrs	Total
Revenue Bonds	0	0	0	185,000	1,235,000	0	0	0	1,420,000
N/A	0	0	0	0	0	0	0	0	0
N/A	0	0	0	0	0	0	0	0	0
TOTAL	0	0	0	185,000	1,235,000	0	0	0	1,420,000

OPERATING BUDGET IMPACT	2022-23	2023-24	2024-25	2025-26	2026-27	Future Yrs	Total
	0	0	0	0	0	0	0

CITY OF PLANO

COMMUNITY INVESTMENT PROGRAM

Project Name: Winding Hollow Flood Study

Project Number: 71148

Start Date: Oct. 2022

Description:

Completion Date: Sep. 2024

A hydrologic and hydraulic study of Stream 5B24 to verify recent flooding conditions on Winding Hollow Lane. A survey will be conducted to estimate water surface elevations during the flood event. These elevations along with rainfall data will be used to verify the existing hydrology and hydraulic models for Stream 5B24 and determine if adjustments to the models need to occur. The study will include the evaluation of alternatives to reduce and/or eliminate the flooding and potential loss of life at this road crossing and the cost associated with each alternative.

Project Number 7578



EXPENDITURES	Prior Years	Re-Estimate	2022-23	2023-24	2024-25	2025-26	2026-27	Future Yrs	Total
Land	0	0	0	0	0	0	0	0	0
Design	0	0	75,000	0	0	0	0	0	75,000
Construction	0	0	0	0	0	0	0	0	0
Equipment	0	0	0	0	0	0	0	0	0
TOTAL	0	0	75,000	0	0	0	0	0	75,000

REVENUES	Prior Years	Re-Estimate	2022-23	2023-24	2024-25	2025-26	2026-27	Future Yrs	Total
Revenue Bonds	0	0	75,000	0	0	0	0	0	75,000
N/A	0	0	0	0	0	0	0	0	0
N/A	0	0	0	0	0	0	0	0	0
TOTAL	0	0	75,000	0	0	0	0	0	75,000

OPERATING BUDGET IMPACT	2022-23	2023-24	2024-25	2025-26	2026-27	Future Yrs	Total
	0	0	0	0	0	0	0



Plano

City of Excellence



CAPITAL MAINTENANCE FUND

Street Capital Maintenance Projects

Project		Prior Yrs	Re-Est	2022-23	2023-24	2024-25	2025-26	2026-27	Future	Total
51131	Arterial Concrete Repair	64,247,307	400,000	2,000,000	2,400,000	4,000,000	4,000,000	4,000,000	4,000,000	85,047,307
51401	Arterial Overlay Jupiter Rd - Chaparral Rd to Par	905,440	500,000	0	0	0	0	0	0	1,405,440
51302	Arterial Pavement Maintenance Req Contract 20	0	0	400,000	1,500,000	2,000,000	2,000,000	0	0	5,900,000
51300	Arterial Pavement Maintenance Requirements C	0	1,000,000	2,000,000	2,000,000	0	0	0	0	5,000,000
51301	Arterial Pavement Maintenance Requirements C	0	150,000	2,600,000	2,600,000	2,359,000	0	0	0	7,709,000
51501	Cartegraph Sidewalk Repairs - 2021	16,803	900,000	1,300,000	1,300,000	0	0	0	0	3,516,803
51500	Concerete Sidewalk Requirements West- 2021	279,974	750,000	1,400,000	1,400,000	0	0	0	0	3,829,974
51157	Concrete Pavement Undersealing Requirements	0	1,050,000	1,500,000	1,500,000	1,250,000	0	0	0	5,300,000
51202	Concrete Sidewalk Requirements East - 2021	0	700,000	1,300,000	1,300,000	0	0	0	0	3,300,000
51146	Concrete Supply - Streets	2,504,138	600,000	650,000	650,000	650,000	650,000	650,000	650,000	7,004,138
51145	Design Standards for Streets	83,452	20,000	25,000	25,000	25,000	25,000	25,000	25,000	253,452
51159	Downtown Brick Pavers Annual Maintenance	0	0	250,000	250,000	250,000	250,000	250,000	250,000	1,500,000
51502	Horizontal Concrete Cutting Sidewalk Trip Haza	0	250,000	250,000	0	0	0	0	0	500,000
51134	Joint Sealing/Undersealing	31,280,370	2,500,000	3,400,000	3,400,000	3,750,000	5,000,000	5,000,000	5,000,000	59,330,370
51130	Pavement Maintenance	45,041,422	1,705,000	500,000	2,000,000	1,800,000	3,500,000	5,500,000	5,500,000	65,546,422
51150	Pavement Thermo Markings/Buttons	3,503,250	900,000	900,000	900,000	900,000	900,000	900,000	900,000	9,803,250

	Project	Prior Yrs	Re-Est	2022-23	2023-24	2024-25	2025-26	2026-27	Future	Total
51155	Public Works Parking Lot	0	50,000	500,000	50,000	0	0	0	0	600,000
51201	Residential Pavement Maint Requirements Contr	0	800,000	1,500,000	1,500,000	1,200,000	0	0	0	5,000,000
51200	Residential Pavement Maintenace Requiremen	65,257	1,800,000	2,400,000	2,400,000	0	0	0	0	6,665,257
51118	Residential Street & Alley Replacement	86,390,146	7,200,000	3,000,000	1,000,000	0	0	0	0	97,590,146
51120	Screening Wall Reconstruction	13,157,714	1,507,995	2,750,000	2,750,000	2,750,000	3,000,000	3,000,000	3,000,000	31,915,709
51128	Sidewalk Repairs	35,457,510	1,200,000	1,600,000	1,600,000	3,500,000	3,500,000	3,500,000	3,500,000	53,857,510
51149	Signalization Upgrade	4,141,911	600,000	600,000	600,000	600,000	600,000	600,000	600,000	8,341,911
51151	Street Condition Investigation	743,940	200,000	200,000	200,000	200,000	200,000	200,000	200,000	2,143,940
51153	Street Lighting	0	200,000	200,000	200,000	200,000	200,000	200,000	200,000	1,400,000
51148	Traffic Guardrails	212,780	100,000	100,000	100,000	100,000	100,000	100,000	100,000	912,780
51141	Traffic Sign Replacement	820,731	100,000	120,000	120,000	120,000	120,000	120,000	120,000	1,640,731
51156	Vehicle Detection System	0	0	2,400,000	3,400,000	2,200,000	0	0	0	8,000,000
52000	Wayfinding Signage Project	0	100,000	1,625,000	0	0	0	0	0	1,725,000
TOTAL		288,852,145	25,282,995	35,470,000	35,145,000	27,854,000	24,045,000	24,045,000	24,045,000	484,739,140

CITY OF PLANO

COMMUNITY INVESTMENT PROGRAM

Project Name: Arterial Concrete Repair

Project Number: 51131

Start Date: Oct. 2013

Description:

Completion Date: Sep. 2027

Repair of streets throughout the City, both residential and major thoroughfares under contracted services as determined necessary by Public Works staff.



EXPENDITURES	Prior Years	Re-Estimate	2022-23	2023-24	2024-25	2025-26	2026-27	Future Yrs	Total
Land	0	0	0	0	0	0	0	0	0
Design	191,861	0	0	0	0	0	0	0	191,861
Construction	64,055,446	400,000	2,000,000	2,400,000	4,000,000	4,000,000	4,000,000	4,000,000	84,855,446
Equipment	0	0	0	0	0	0	0	0	0
TOTAL	64,247,307	400,000	2,000,000	2,400,000	4,000,000	4,000,000	4,000,000	4,000,000	85,047,307

REVENUES	Prior Years	Re-Estimate	2022-23	2023-24	2024-25	2025-26	2026-27	Future Yrs	Total
CMF	49,188,949	400,000	2,000,000	2,400,000	4,000,000	4,000,000	4,000,000	4,000,000	69,988,949
Collin County	15,043,074	0	0	0	0	0	0	0	15,043,074
Misc. Revenues	15,284	0	0	0	0	0	0	0	15,284
TOTAL	64,247,307	400,000	2,000,000	2,400,000	4,000,000	4,000,000	4,000,000	4,000,000	85,047,307

OPERATING BUDGET IMPACT	2022-23	2023-24	2024-25	2025-26	2026-27	Future Yrs	Total
	0	0	0	0	0	0	0

CITY OF PLANO

COMMUNITY INVESTMENT PROGRAM

Project Name: Arterial Overlay Jupiter Rd - Chaparral Rd to Park Blvd Ph 2

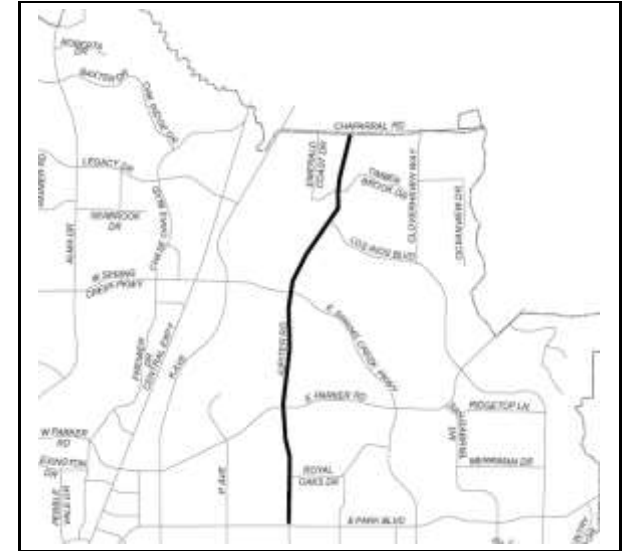
Project Number: 51401

Start Date: Jul. 2021

Description:

Completion Date: Sep. 2021

Project includes the installation of an ultra-thin bonded asphalt overlay on recently completed concrete repairs along Jupiter Rd from Chaparral Rd to Park Blvd



EXPENDITURES	Prior Years	Re-Estimate	2022-23	2023-24	2024-25	2025-26	2026-27	Future Yrs	Total
Land	0	0	0	0	0	0	0	0	0
Design	0	0	0	0	0	0	0	0	0
Construction	905,440	500,000	0	0	0	0	0	0	1,405,440
Equipment	0	0	0	0	0	0	0	0	0
TOTAL	905,440	500,000	0	0	0	0	0	0	1,405,440

REVENUES	Prior Years	Re-Estimate	2022-23	2023-24	2024-25	2025-26	2026-27	Future Yrs	Total
CMF	905,440	500,000	0	0	0	0	0	0	1,405,440
N/A	0	0	0	0	0	0	0	0	0
N/A	0	0	0	0	0	0	0	0	0
TOTAL	905,440	500,000	0	0	0	0	0	0	1,405,440

OPERATING BUDGET IMPACT	2022-23	2023-24	2024-25	2025-26	2026-27	Future Yrs	Total
	0	0	0	0	0	0	0

CITY OF PLANO

COMMUNITY INVESTMENT PROGRAM

Project Name: Arterial Pavement Maintenance Req Contract 2023

Project Number: 51302

Start Date: May. 2023

Description:

Completion Date: Sep. 2026

This project will perform repairs on arterial streets in various locations throughout the City of Plano



EXPENDITURES	Prior Years	Re-Estimate	2022-23	2023-24	2024-25	2025-26	2026-27	Future Yrs	Total
Land	0	0	0	0	0	0	0	0	0
Design	0	0	0	0	0	0	0	0	0
Construction	0	0	400,000	1,500,000	2,000,000	2,000,000	0	0	5,900,000
Equipment	0	0	0	0	0	0	0	0	0
TOTAL	0	0	400,000	1,500,000	2,000,000	2,000,000	0	0	5,900,000

REVENUES	Prior Years	Re-Estimate	2022-23	2023-24	2024-25	2025-26	2026-27	Future Yrs	Total
CMF	0	0	400,000	1,500,000	2,000,000	2,000,000	0	0	5,900,000
N/A	0	0	0	0	0	0	0	0	0
N/A	0	0	0	0	0	0	0	0	0
TOTAL	0	0	400,000	1,500,000	2,000,000	2,000,000	0	0	5,900,000

OPERATING BUDGET IMPACT	2022-23	2023-24	2024-25	2025-26	2026-27	Future Yrs	Total
	0	0	0	0	0	0	0

CITY OF PLANO

COMMUNITY INVESTMENT PROGRAM

Project Name: Arterial Pavement Maintenance Requirements Contract

Project Number: 51300

Start Date: Oct. 2021

Description:

Completion Date: Sep. 2024

This project will perform repairs on arterial streets in various locations throughout the City of Plano.



EXPENDITURES	Prior Years	Re-Estimate	2022-23	2023-24	2024-25	2025-26	2026-27	Future Yrs	Total
Land	0	0	0	0	0	0	0	0	0
Design	0	0	0	0	0	0	0	0	0
Construction	0	1,000,000	2,000,000	2,000,000	0	0	0	0	5,000,000
Equipment	0	0	0	0	0	0	0	0	0
TOTAL	0	1,000,000	2,000,000	2,000,000	0	0	0	0	5,000,000

REVENUES	Prior Years	Re-Estimate	2022-23	2023-24	2024-25	2025-26	2026-27	Future Yrs	Total
CMF	0	1,000,000	2,000,000	2,000,000	0	0	0	0	5,000,000
N/A	0	0	0	0	0	0	0	0	0
N/A	0	0	0	0	0	0	0	0	0
TOTAL	0	1,000,000	2,000,000	2,000,000	0	0	0	0	5,000,000

OPERATING BUDGET IMPACT	2022-23	2023-24	2024-25	2025-26	2026-27	Future Yrs	Total
	0	0	0	0	0	0	0

CITY OF PLANO

COMMUNITY INVESTMENT PROGRAM

Project Name: Arterial Pavement Maintenance Requirements Contract 7552

Project Number: 51301

Start Date: Jul. 2022

Description:

Completion Date: Sep. 2025

This project will perform repairs on arterial streets in various locations throughout the City of Plano



EXPENDITURES	Prior Years	Re-Estimate	2022-23	2023-24	2024-25	2025-26	2026-27	Future Yrs	Total
Land	0	0	0	0	0	0	0	0	0
Design	0	0	0	0	0	0	0	0	0
Construction	0	150,000	2,600,000	2,600,000	2,359,000	0	0	0	7,709,000
Equipment	0	0	0	0	0	0	0	0	0
TOTAL	0	150,000	2,600,000	2,600,000	2,359,000	0	0	0	7,709,000

REVENUES	Prior Years	Re-Estimate	2022-23	2023-24	2024-25	2025-26	2026-27	Future Yrs	Total
CMF	0	150,000	2,600,000	2,600,000	2,359,000	0	0	0	7,709,000
N/A	0	0	0	0	0	0	0	0	0
N/A	0	0	0	0	0	0	0	0	0
TOTAL	0	150,000	2,600,000	2,600,000	2,359,000	0	0	0	7,709,000

OPERATING BUDGET IMPACT	2022-23	2023-24	2024-25	2025-26	2026-27	Future Yrs	Total
	0	0	0	0	0	0	0

CITY OF PLANO

COMMUNITY INVESTMENT PROGRAM

Project Name: Cartegraph Sidewalk Repairs - 2021

Project Number: 51501

Start Date: Oct. 2020

Description:

Completion Date: Sep. 2024

This project will complete concrete sidewalk repairs generated by service request from citizens that are in Public Works request system.



EXPENDITURES	Prior Years	Re-Estimate	2022-23	2023-24	2024-25	2025-26	2026-27	Future Yrs	Total
Land	0	0	0	0	0	0	0	0	0
Design	0	0	0	0	0	0	0	0	0
Construction	16,803	900,000	1,300,000	1,300,000	0	0	0	0	3,516,803
Equipment	0	0	0	0	0	0	0	0	0
TOTAL	16,803	900,000	1,300,000	1,300,000	0	0	0	0	3,516,803

REVENUES	Prior Years	Re-Estimate	2022-23	2023-24	2024-25	2025-26	2026-27	Future Yrs	Total
CMF	16,803	900,000	1,300,000	1,300,000	0	0	0	0	3,516,803
N/A	0	0	0	0	0	0	0	0	0
N/A	0	0	0	0	0	0	0	0	0
TOTAL	16,803	900,000	1,300,000	1,300,000	0	0	0	0	3,516,803

OPERATING BUDGET IMPACT	2022-23	2023-24	2024-25	2025-26	2026-27	Future Yrs	Total
	0	0	0	0	0	0	0

CITY OF PLANO

COMMUNITY INVESTMENT PROGRAM

Project Name: Concrete Sidewalk Requirements West- 2021

Project Number: 51500

Start Date: Jun. 2021

Description:

Completion Date: Sep. 2024

Project repairs various sidewalk issues throughout the west side of Plano.

Project number 7339.



EXPENDITURES	Prior Years	Re-Estimate	2022-23	2023-24	2024-25	2025-26	2026-27	Future Yrs	Total
Land	0	0	0	0	0	0	0	0	0
Design	0	0	0	0	0	0	0	0	0
Construction	279,974	750,000	1,400,000	1,400,000	0	0	0	0	3,829,974
Equipment	0	0	0	0	0	0	0	0	0
TOTAL	279,974	750,000	1,400,000	1,400,000	0	0	0	0	3,829,974

REVENUES	Prior Years	Re-Estimate	2022-23	2023-24	2024-25	2025-26	2026-27	Future Yrs	Total
CMF	279,974	750,000	1,400,000	1,400,000	0	0	0	0	3,829,974
N/A	0	0	0	0	0	0	0	0	0
N/A	0	0	0	0	0	0	0	0	0
TOTAL	279,974	750,000	1,400,000	1,400,000	0	0	0	0	3,829,974

OPERATING BUDGET IMPACT	2022-23	2023-24	2024-25	2025-26	2026-27	Future Yrs	Total
	0	0	0	0	0	0	0

CITY OF PLANO

COMMUNITY INVESTMENT PROGRAM

Project Name: Concrete Pavement Undersealing Requirements Contract - 2022

Project Number: 51157

Start Date: Oct. 2021

Description:

Completion Date: Sep. 2025

This project involves the use of 525,000 pounds of high density polyurethane foam under residential street and alley paving as well as under arterial and major thoroughfares street paving for under-sealing. The project locations are identified from citizen and staff requests and verified by Public Works staff prior to construction.



EXPENDITURES	Prior Years	Re-Estimate	2022-23	2023-24	2024-25	2025-26	2026-27	Future Yrs	Total
Land	0	0	0	0	0	0	0	0	0
Design	0	0	0	0	0	0	0	0	0
Construction	0	1,050,000	1,500,000	1,500,000	1,250,000	0	0	0	5,300,000
Equipment	0	0	0	0	0	0	0	0	0
TOTAL	0	1,050,000	1,500,000	1,500,000	1,250,000	0	0	0	5,300,000

REVENUES	Prior Years	Re-Estimate	2022-23	2023-24	2024-25	2025-26	2026-27	Future Yrs	Total
CMF	0	1,050,000	1,500,000	1,500,000	1,250,000	0	0	0	5,300,000
N/A	0	0	0	0	0	0	0	0	0
N/A	0	0	0	0	0	0	0	0	0
TOTAL	0	1,050,000	1,500,000	1,500,000	1,250,000	0	0	0	5,300,000

OPERATING BUDGET IMPACT	2022-23	2023-24	2024-25	2025-26	2026-27	Future Yrs	Total
	0	0	0	0	0	0	0

CITY OF PLANO

COMMUNITY INVESTMENT PROGRAM

Project Name: Concrete Sidewalk Requirements East - 2021

Project Number: 51202

Start Date:

Oct. 2021

Description:

Completion Date:

Sep. 2024

Project repairs various sidewalk issues throughout the east side of Plano.

Project Number 7409.



EXPENDITURES	Prior Years	Re-Estimate	2022-23	2023-24	2024-25	2025-26	2026-27	Future Yrs	Total
Land	0	0	0	0	0	0	0	0	0
Design	0	0	0	0	0	0	0	0	0
Construction	0	700,000	1,300,000	1,300,000	0	0	0	0	3,300,000
Equipment	0	0	0	0	0	0	0	0	0
TOTAL	0	700,000	1,300,000	1,300,000	0	0	0	0	3,300,000

REVENUES	Prior Years	Re-Estimate	2022-23	2023-24	2024-25	2025-26	2026-27	Future Yrs	Total
CMF	0	700,000	1,300,000	1,300,000	0	0	0	0	3,300,000
N/A	0	0	0	0	0	0	0	0	0
N/A	0	0	0	0	0	0	0	0	0
TOTAL	0	700,000	1,300,000	1,300,000	0	0	0	0	3,300,000

OPERATING BUDGET IMPACT	2022-23	2023-24	2024-25	2025-26	2026-27	Future Yrs	Total
	0	0	0	0	0	0	0

CITY OF PLANO

COMMUNITY INVESTMENT PROGRAM

Project Name: Concrete Supply - Streets

Project Number: 51146

Start Date: Oct. 2012

Description:

Completion Date: Sep. 2027

Funds will be used to supplement budgeted operation and maintenance funds to purchase concrete for various existing street pavement, sidewalk and alley repairs performed by Public Works crews.



EXPENDITURES	Prior Years	Re-Estimate	2022-23	2023-24	2024-25	2025-26	2026-27	Future Yrs	Total
Land	0	0	0	0	0	0	0	0	0
Design	0	0	0	0	0	0	0	0	0
Construction	2,504,138	600,000	650,000	650,000	650,000	650,000	650,000	650,000	7,004,138
Equipment	0	0	0	0	0	0	0	0	0
TOTAL	2,504,138	600,000	650,000	650,000	650,000	650,000	650,000	650,000	7,004,138

REVENUES	Prior Years	Re-Estimate	2022-23	2023-24	2024-25	2025-26	2026-27	Future Yrs	Total
CMF	2,504,138	600,000	650,000	650,000	650,000	650,000	650,000	650,000	7,004,138
N/A	0	0	0	0	0	0	0	0	0
N/A	0	0	0	0	0	0	0	0	0
TOTAL	2,504,138	600,000	650,000	650,000	650,000	650,000	650,000	650,000	7,004,138

OPERATING BUDGET IMPACT	2022-23	2023-24	2024-25	2025-26	2026-27	Future Yrs	Total
	0	0	0	0	0	0	0

CITY OF PLANO

COMMUNITY INVESTMENT PROGRAM

Project Name: Design Standards for Streets

Project Number: 51145

Start Date: Oct. 2011

Description:

Completion Date: Sep. 2027

Update standard details for all types of construction.



EXPENDITURES	Prior Years	Re-Estimate	2022-23	2023-24	2024-25	2025-26	2026-27	Future Yrs	Total
Land	0	0	0	0	0	0	0	0	0
Design	83,452	20,000	25,000	25,000	25,000	25,000	25,000	25,000	253,452
Construction	0	0	0	0	0	0	0	0	0
Equipment	0	0	0	0	0	0	0	0	0
TOTAL	83,452	20,000	25,000	25,000	25,000	25,000	25,000	25,000	253,452

REVENUES	Prior Years	Re-Estimate	2022-23	2023-24	2024-25	2025-26	2026-27	Future Yrs	Total
CMF	83,452	20,000	25,000	25,000	25,000	25,000	25,000	25,000	253,452
N/A	0	0	0	0	0	0	0	0	0
N/A	0	0	0	0	0	0	0	0	0
TOTAL	83,452	20,000	25,000	25,000	25,000	25,000	25,000	25,000	253,452

OPERATING BUDGET IMPACT	2022-23	2023-24	2024-25	2025-26	2026-27	Future Yrs	Total
	0	0	0	0	0	0	0

CITY OF PLANO

COMMUNITY INVESTMENT PROGRAM

Project Name: Downtown Brick Pavers Annual Maintenance

Project Number: 51159

Start Date: Oct. 2022

Description:

Completion Date: Sep. 2027

Annual maintenance of brick pavers located in downtown.



EXPENDITURES	Prior Years	Re-Estimate	2022-23	2023-24	2024-25	2025-26	2026-27	Future Yrs	Total
Land	0	0	0	0	0	0	0	0	0
Design	0	0	0	0	0	0	0	0	0
Construction	0	0	250,000	250,000	250,000	250,000	250,000	250,000	1,500,000
Equipment	0	0	0	0	0	0	0	0	0
TOTAL	0	0	250,000	250,000	250,000	250,000	250,000	250,000	1,500,000

REVENUES	Prior Years	Re-Estimate	2022-23	2023-24	2024-25	2025-26	2026-27	Future Yrs	Total
CMF	0	0	250,000	250,000	250,000	250,000	250,000	250,000	1,500,000
N/A	0	0	0	0	0	0	0	0	0
N/A	0	0	0	0	0	0	0	0	0
TOTAL	0	0	250,000	250,000	250,000	250,000	250,000	250,000	1,500,000

OPERATING BUDGET IMPACT	2022-23	2023-24	2024-25	2025-26	2026-27	Future Yrs	Total
	0	0	0	0	0	0	0

CITY OF PLANO

COMMUNITY INVESTMENT PROGRAM

Project Name: Horizontal Concrete Cutting Sidewalk Trip Hazards
Project Number: 51502 **Start Date:** Oct. 2021
Description: **Completion Date:** Sep. 2023
Horizontal saw cutting of sidewalks in various locations to eliminate trip hazards.



EXPENDITURES	Prior Years	Re-Estimate	2022-23	2023-24	2024-25	2025-26	2026-27	Future Yrs	Total
Land	0	0	0	0	0	0	0	0	0
Design	0	0	0	0	0	0	0	0	0
Construction	0	250,000	250,000	0	0	0	0	0	500,000
Equipment	0	0	0	0	0	0	0	0	0
TOTAL	0	250,000	250,000	0	0	0	0	0	500,000

REVENUES	Prior Years	Re-Estimate	2022-23	2023-24	2024-25	2025-26	2026-27	Future Yrs	Total
CMF	0	250,000	250,000	0	0	0	0	0	500,000
N/A	0	0	0	0	0	0	0	0	0
N/A	0	0	0	0	0	0	0	0	0
TOTAL	0	250,000	250,000	0	0	0	0	0	500,000

OPERATING BUDGET IMPACT	2022-23	2023-24	2024-25	2025-26	2026-27	Future Yrs	Total
	0	0	0	0	0	0	0

CITY OF PLANO

COMMUNITY INVESTMENT PROGRAM

Project Name: Joint Sealing/Undersealing

Project Number: 51134

Start Date: Oct. 2012

Description:

Completion Date: Sep. 2027

Underseal and raise the street pavement to improve ride smoothness and prevent moisture deterioration of subgrade along major arterial and residential roads.

Project also includes cleaning and sealing existing concrete joints to prevent water intrusion into road subgrade.



EXPENDITURES	Prior Years	Re-Estimate	2022-23	2023-24	2024-25	2025-26	2026-27	Future Yrs	Total
Land	0	0	0	0	0	0	0	0	0
Design	0	0	0	0	0	0	0	0	0
Construction	31,280,370	2,500,000	3,400,000	3,400,000	3,750,000	5,000,000	5,000,000	5,000,000	59,330,370
Equipment	0	0	0	0	0	0	0	0	0
TOTAL	31,280,370	2,500,000	3,400,000	3,400,000	3,750,000	5,000,000	5,000,000	5,000,000	59,330,370

REVENUES	Prior Years	Re-Estimate	2022-23	2023-24	2024-25	2025-26	2026-27	Future Yrs	Total
CMF	31,279,575	2,500,000	3,400,000	3,400,000	3,750,000	5,000,000	5,000,000	5,000,000	59,329,575
Map Sales	795	0	0	0	0	0	0	0	795
N/A	0	0	0	0	0	0	0	0	0
TOTAL	31,280,370	2,500,000	3,400,000	3,400,000	3,750,000	5,000,000	5,000,000	5,000,000	59,330,370

OPERATING BUDGET IMPACT	2022-23	2023-24	2024-25	2025-26	2026-27	Future Yrs	Total
	0	0	0	0	0	0	0

CITY OF PLANO

COMMUNITY INVESTMENT PROGRAM

Project Name: Pavement Maintenance

Project Number: 51130

Start Date: Oct. 2012

Description:

Completion Date: Sep. 2027

Minor repair of streets throughout the City, both residential and major thoroughfares, under contracted services as determined necessary by Public Works staff.



EXPENDITURES	Prior Years	Re-Estimate	2022-23	2023-24	2024-25	2025-26	2026-27	Future Yrs	Total
Land	0	0	0	0	0	0	0	0	0
Design	6,786	0	0	0	0	0	0	0	6,786
Construction	45,034,636	1,705,000	500,000	2,000,000	1,800,000	3,500,000	5,500,000	5,500,000	65,539,636
Equipment	0	0	0	0	0	0	0	0	0
TOTAL	45,041,422	1,705,000	500,000	2,000,000	1,800,000	3,500,000	5,500,000	5,500,000	65,546,422

REVENUES	Prior Years	Re-Estimate	2022-23	2023-24	2024-25	2025-26	2026-27	Future Yrs	Total
CMF	45,038,697	1,705,000	500,000	2,000,000	1,800,000	3,500,000	5,500,000	5,500,000	65,543,697
Map Sales	2,725	0	0	0	0	0	0	0	2,725
N/A	0	0	0	0	0	0	0	0	0
TOTAL	45,041,422	1,705,000	500,000	2,000,000	1,800,000	3,500,000	5,500,000	5,500,000	65,546,422

OPERATING BUDGET IMPACT	2022-23	2023-24	2024-25	2025-26	2026-27	Future Yrs	Total
	0	0	0	0	0	0	0

CITY OF PLANO

COMMUNITY INVESTMENT PROGRAM

Project Name: Pavement Thermo Markings/Buttons

Project Number: 51150

Start Date: Oct. 2013

Description:

Completion Date: Sep. 2027

Repair and replacement of pavement thermo markings at signalized intersections and school crosswalks and pavement lane marking buttons on major arterial and collector streets. Also includes funds for re-stripping City facilities parking lots and associated expenses.



EXPENDITURES	Prior Years	Re-Estimate	2022-23	2023-24	2024-25	2025-26	2026-27	Future Yrs	Total
Land	0	0	0	0	0	0	0	0	0
Design	0	0	0	0	0	0	0	0	0
Construction	3,503,250	900,000	900,000	900,000	900,000	900,000	900,000	900,000	9,803,250
Equipment	0	0	0	0	0	0	0	0	0
TOTAL	3,503,250	900,000	900,000	900,000	900,000	900,000	900,000	900,000	9,803,250

REVENUES	Prior Years	Re-Estimate	2022-23	2023-24	2024-25	2025-26	2026-27	Future Yrs	Total
CMF	3,503,250	900,000	900,000	900,000	900,000	900,000	900,000	900,000	9,803,250
N/A	0	0	0	0	0	0	0	0	0
N/A	0	0	0	0	0	0	0	0	0
TOTAL	3,503,250	900,000	900,000	900,000	900,000	900,000	900,000	900,000	9,803,250

OPERATING BUDGET IMPACT	2022-23	2023-24	2024-25	2025-26	2026-27	Future Yrs	Total
	0	0	0	0	0	0	0

CITY OF PLANO

COMMUNITY INVESTMENT PROGRAM

Project Name: Public Works Parking Lot

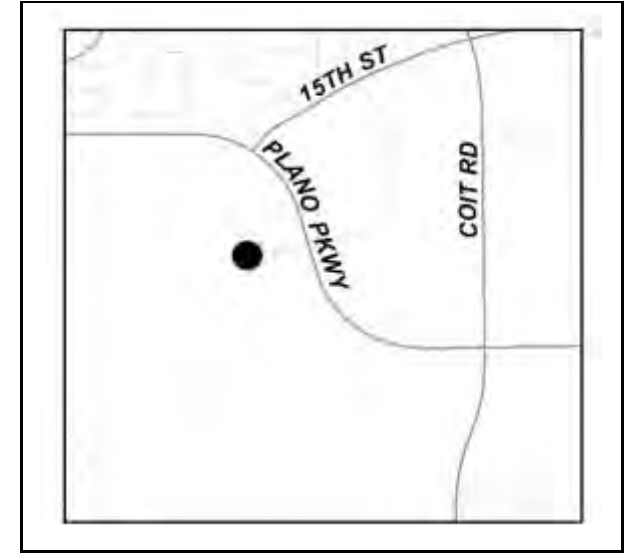
Project Number: 51155

Start Date: Oct. 2020

Description:

Completion Date: Sep. 2024

Expansion of employee parking and city vehicle parking lots and replacement of a portion of the parking lot in front of Parkway Service Center that is not ADA compliant.



EXPENDITURES	Prior Years	Re-Estimate	2022-23	2023-24	2024-25	2025-26	2026-27	Future Yrs	Total
Land	0	0	0	0	0	0	0	0	0
Design	0	25,000	0	0	0	0	0	0	25,000
Construction	0	25,000	500,000	50,000	0	0	0	0	575,000
Equipment	0	0	0	0	0	0	0	0	0
TOTAL	0	50,000	500,000	50,000	0	0	0	0	600,000

REVENUES	Prior Years	Re-Estimate	2022-23	2023-24	2024-25	2025-26	2026-27	Future Yrs	Total
CMF	0	50,000	500,000	50,000	0	0	0	0	600,000
N/A	0	0	0	0	0	0	0	0	0
N/A	0	0	0	0	0	0	0	0	0
TOTAL	0	50,000	500,000	50,000	0	0	0	0	600,000

OPERATING BUDGET IMPACT	2022-23	2023-24	2024-25	2025-26	2026-27	Future Yrs	Total
	0	0	0	0	0	0	0

CITY OF PLANO

COMMUNITY INVESTMENT PROGRAM

Project Name: Residential Pavement Maint Requirements Contract - 2022

Project Number: 51201

Start Date: Oct. 2021

Description:

Completion Date: Sep. 2025

This project will perform repairs on residential streets in various locations throughout the City of Plano.



EXPENDITURES	Prior Years	Re-Estimate	2022-23	2023-24	2024-25	2025-26	2026-27	Future Yrs	Total
Land	0	0	0	0	0	0	0	0	0
Design	0	0	0	0	0	0	0	0	0
Construction	0	800,000	1,500,000	1,500,000	1,200,000	0	0	0	5,000,000
Equipment	0	0	0	0	0	0	0	0	0
TOTAL	0	800,000	1,500,000	1,500,000	1,200,000	0	0	0	5,000,000

REVENUES	Prior Years	Re-Estimate	2022-23	2023-24	2024-25	2025-26	2026-27	Future Yrs	Total
CMF	0	800,000	1,500,000	1,500,000	1,200,000	0	0	0	5,000,000
N/A	0	0	0	0	0	0	0	0	0
N/A	0	0	0	0	0	0	0	0	0
TOTAL	0	800,000	1,500,000	1,500,000	1,200,000	0	0	0	5,000,000

OPERATING BUDGET IMPACT	2022-23	2023-24	2024-25	2025-26	2026-27	Future Yrs	Total
	0	0	0	0	0	0	0

CITY OF PLANO

COMMUNITY INVESTMENT PROGRAM

Project Name: Residential Pavement Maintenance Requirements Contract

Project Number: 51200

Start Date: Oct. 2020

Description:

Completion Date: Sep. 2024

This project will perform repairs on residential streets in various locations throughout the City of Plano.



EXPENDITURES	Prior Years	Re-Estimate	2022-23	2023-24	2024-25	2025-26	2026-27	Future Yrs	Total
Land	0	0	0	0	0	0	0	0	0
Design	0	0	0	0	0	0	0	0	0
Construction	65,257	1,800,000	2,400,000	2,400,000	0	0	0	0	6,665,257
Equipment	0	0	0	0	0	0	0	0	0
TOTAL	65,257	1,800,000	2,400,000	2,400,000	0	0	0	0	6,665,257

REVENUES	Prior Years	Re-Estimate	2022-23	2023-24	2024-25	2025-26	2026-27	Future Yrs	Total
CMF	65,257	1,800,000	2,400,000	2,400,000	0	0	0	0	6,665,257
N/A	0	0	0	0	0	0	0	0	0
N/A	0	0	0	0	0	0	0	0	0
TOTAL	65,257	1,800,000	2,400,000	2,400,000	0	0	0	0	6,665,257

OPERATING BUDGET IMPACT	2022-23	2023-24	2024-25	2025-26	2026-27	Future Yrs	Total
	0	0	0	0	0	0	0

CITY OF PLANO

COMMUNITY INVESTMENT PROGRAM

Project Name: Residential Street & Alley Replacement

Project Number: 51118

Start Date: Oct. 2012

Description:

Completion Date: Sep. 2024

Replacement of various sections of street and alley pavement which have deteriorated.



EXPENDITURES	Prior Years	Re-Estimate	2022-23	2023-24	2024-25	2025-26	2026-27	Future Yrs	Total
Land	298	0	0	0	0	0	0	0	298
Design	189,901	0	0	0	0	0	0	0	189,901
Construction	86,196,061	7,200,000	3,000,000	1,000,000	0	0	0	0	97,396,061
Equipment	3,886	0	0	0	0	0	0	0	3,886
TOTAL	86,390,146	7,200,000	3,000,000	1,000,000	0	0	0	0	97,590,146

REVENUES	Prior Years	Re-Estimate	2022-23	2023-24	2024-25	2025-26	2026-27	Future Yrs	Total
CMF	86,374,502	7,200,000	3,000,000	1,000,000	0	0	0	0	97,574,502
Map Sales	13,545	0	0	0	0	0	0	0	13,545
Misc. Revenue	2,099	0	0	0	0	0	0	0	2,099
TOTAL	86,390,146	7,200,000	3,000,000	1,000,000	0	0	0	0	97,590,146

OPERATING BUDGET IMPACT	2022-23	2023-24	2024-25	2025-26	2026-27	Future Yrs	Total
	0	0	0	0	0	0	0

CITY OF PLANO

COMMUNITY INVESTMENT PROGRAM

Project Name: Screening Wall Reconstruction

Project Number: 51120

Start Date: Oct. 2012

Description:

Completion Date: Sep. 2027

Repair screening walls along major thoroughfares that are experiencing structural issues. Reconstruct thin wall panels that have failed or been damaged by vehicles throughout the City.

Apply new paint to existing painted walls as designated by Public Works Staff.

Entrance attention to aesthetic defects and damage in existing walls.



EXPENDITURES	Prior Years	Re-Estimate	2022-23	2023-24	2024-25	2025-26	2026-27	Future Yrs	Total
Land	2,687	0	0	0	0	0	0	0	2,687
Design	82,008	0	0	0	0	0	0	0	82,008
Construction	13,062,537	1,507,995	2,750,000	2,750,000	2,750,000	3,000,000	3,000,000	3,000,000	31,820,532
Equipment	10,482	0	0	0	0	0	0	0	10,482
TOTAL	13,157,714	1,507,995	2,750,000	2,750,000	2,750,000	3,000,000	3,000,000	3,000,000	31,915,709

REVENUES	Prior Years	Re-Estimate	2022-23	2023-24	2024-25	2025-26	2026-27	Future Yrs	Total
CMF	13,155,493	1,507,995	2,750,000	2,750,000	2,750,000	3,000,000	3,000,000	3,000,000	31,913,488
Map Sales	2,221	0	0	0	0	0	0	0	2,221
N/A	0	0	0	0	0	0	0	0	0
TOTAL	13,157,714	1,507,995	2,750,000	2,750,000	2,750,000	3,000,000	3,000,000	3,000,000	31,915,709

OPERATING BUDGET IMPACT	2022-23	2023-24	2024-25	2025-26	2026-27	Future Yrs	Total
	0	0	0	0	0	0	0

CITY OF PLANO

COMMUNITY INVESTMENT PROGRAM

Project Name: Sidewalk Repairs

Project Number: 51128

Start Date: Oct. 2012

Description:

Completion Date: Sep. 2027

Repair and installation of sidewalks and barrier free ramps in easements and right-of-ways throughout the City.



EXPENDITURES	Prior Years	Re-Estimate	2022-23	2023-24	2024-25	2025-26	2026-27	Future Yrs	Total
Land	1,302	0	0	0	0	0	0	0	1,302
Design	43,812	0	0	0	0	0	0	0	43,812
Construction	35,412,396	1,200,000	1,600,000	1,600,000	3,500,000	3,500,000	3,500,000	3,500,000	53,812,396
Equipment	0	0	0	0	0	0	0	0	0
TOTAL	35,457,510	1,200,000	1,600,000	1,600,000	3,500,000	3,500,000	3,500,000	3,500,000	53,857,510

REVENUES	Prior Years	Re-Estimate	2022-23	2023-24	2024-25	2025-26	2026-27	Future Yrs	Total
CMF	35,446,772	1,200,000	1,600,000	1,600,000	3,500,000	3,500,000	3,500,000	3,500,000	53,846,772
Various Reven	10,738	0	0	0	0	0	0	0	10,738
N/A	0	0	0	0	0	0	0	0	0
TOTAL	35,457,510	1,200,000	1,600,000	1,600,000	3,500,000	3,500,000	3,500,000	3,500,000	53,857,510

OPERATING BUDGET IMPACT	2022-23	2023-24	2024-25	2025-26	2026-27	Future Yrs	Total
	0	0	0	0	0	0	0

CITY OF PLANO

COMMUNITY INVESTMENT PROGRAM

Project Name: Signalization Upgrade

Project Number: 51149

Start Date: Oct. 2013

Description:

Completion Date: Sep. 2027

Repair/maintain/upgrade existing signalized intersections with new signal lights, pedestrian lights, backlit street name signs, opticon equipment, video detection, control cabinets and equipment.



EXPENDITURES	Prior Years	Re-Estimate	2022-23	2023-24	2024-25	2025-26	2026-27	Future Yrs	Total
Land	200	0	0	0	0	0	0	0	200
Design	0	0	0	0	0	0	0	0	0
Construction	1,685,386	600,000	600,000	600,000	600,000	600,000	600,000	600,000	5,885,386
Equipment	2,456,325	0	0	0	0	0	0	0	2,456,325
TOTAL	4,141,911	600,000	600,000	600,000	600,000	600,000	600,000	600,000	8,341,911

REVENUES	Prior Years	Re-Estimate	2022-23	2023-24	2024-25	2025-26	2026-27	Future Yrs	Total
CMF	4,141,911	600,000	600,000	600,000	600,000	600,000	600,000	600,000	8,341,911
N/A	0	0	0	0	0	0	0	0	0
N/A	0	0	0	0	0	0	0	0	0
TOTAL	4,141,911	600,000	600,000	600,000	600,000	600,000	600,000	600,000	8,341,911

OPERATING BUDGET IMPACT	2022-23	2023-24	2024-25	2025-26	2026-27	Future Yrs	Total
	0	0	0	0	0	0	0

CITY OF PLANO

COMMUNITY INVESTMENT PROGRAM

Project Name: Street Condition Investigation

Project Number: 51151

Start Date: Oct. 2013

Description:

Completion Date: Sep. 2027

Evaluation of street conditions to determine what streets need to be rehabilitated through the Capital Reserve or replaced through the Community Investment Program.



EXPENDITURES	Prior Years	Re-Estimate	2022-23	2023-24	2024-25	2025-26	2026-27	Future Yrs	Total
Land	0	0	0	0	0	0	0	0	0
Design	0	200,000	200,000	200,000	200,000	200,000	200,000	200,000	1,400,000
Construction	743,940	0	0	0	0	0	0	0	743,940
Equipment	0	0	0	0	0	0	0	0	0
TOTAL	743,940	200,000	200,000	200,000	200,000	200,000	200,000	200,000	2,143,940

REVENUES	Prior Years	Re-Estimate	2022-23	2023-24	2024-25	2025-26	2026-27	Future Yrs	Total
CMF	743,940	200,000	200,000	200,000	200,000	200,000	200,000	200,000	2,143,940
N/A	0	0	0	0	0	0	0	0	0
N/A	0	0	0	0	0	0	0	0	0
TOTAL	743,940	200,000	200,000	200,000	200,000	200,000	200,000	200,000	2,143,940

OPERATING BUDGET IMPACT	2022-23	2023-24	2024-25	2025-26	2026-27	Future Yrs	Total
	0	0	0	0	0	0	0

CITY OF PLANO

COMMUNITY INVESTMENT PROGRAM

Project Name: Street Lighting

Project Number: 51153

Start Date: May. 2021

Description:

Completion Date: Sep. 2027

Maintenance of existing street light infrastructure throughout the city.



EXPENDITURES	Prior Years	Re-Estimate	2022-23	2023-24	2024-25	2025-26	2026-27	Future Yrs	Total
Land	0	0	0	0	0	0	0	0	0
Design	0	0	0	0	0	0	0	0	0
Construction	0	200,000	200,000	200,000	200,000	200,000	200,000	200,000	1,400,000
Equipment	0	0	0	0	0	0	0	0	0
TOTAL	0	200,000	200,000	200,000	200,000	200,000	200,000	200,000	1,400,000

REVENUES	Prior Years	Re-Estimate	2022-23	2023-24	2024-25	2025-26	2026-27	Future Yrs	Total
CMF	0	200,000	200,000	200,000	200,000	200,000	200,000	200,000	1,400,000
N/A	0	0	0	0	0	0	0	0	0
N/A	0	0	0	0	0	0	0	0	0
TOTAL	0	200,000	200,000	200,000	200,000	200,000	200,000	200,000	1,400,000

OPERATING BUDGET IMPACT	2022-23	2023-24	2024-25	2025-26	2026-27	Future Yrs	Total
	0	0	0	0	0	0	0

CITY OF PLANO

COMMUNITY INVESTMENT PROGRAM

Project Name: Traffic Guardrails

Project Number: 51148

Start Date: Oct. 2013

Description:

Completion Date: Sep. 2027

Contractual repair and replacement of existing traffic guardrails at drainage structures, bridges and other areas requiring barriers for vehicular traffic.

This work will be performed by outside contractors and managed by Public Works.



EXPENDITURES	Prior Years	Re-Estimate	2022-23	2023-24	2024-25	2025-26	2026-27	Future Yrs	Total
Land	0	0	0	0	0	0	0	0	0
Design	0	0	0	0	0	0	0	0	0
Construction	212,780	100,000	100,000	100,000	100,000	100,000	100,000	100,000	912,780
Equipment	0	0	0	0	0	0	0	0	0
TOTAL	212,780	100,000	100,000	100,000	100,000	100,000	100,000	100,000	912,780

REVENUES	Prior Years	Re-Estimate	2022-23	2023-24	2024-25	2025-26	2026-27	Future Yrs	Total
CMF	212,780	100,000	100,000	100,000	100,000	100,000	100,000	100,000	912,780
N/A	0	0	0	0	0	0	0	0	0
N/A	0	0	0	0	0	0	0	0	0
TOTAL	212,780	100,000	100,000	100,000	100,000	100,000	100,000	100,000	912,780

OPERATING BUDGET IMPACT	2022-23	2023-24	2024-25	2025-26	2026-27	Future Yrs	Total
	0	0	0	0	0	0	0

CITY OF PLANO

COMMUNITY INVESTMENT PROGRAM

Project Name: Traffic Sign Replacement

Project Number: 51141

Start Date: Oct. 2012

Description:

Completion Date: Sep. 2027

Replace and /or repair all traffic signs in the City as necessary, including street names, informational signs, and regulatory signs, backlit street signs.



EXPENDITURES	Prior Years	Re-Estimate	2022-23	2023-24	2024-25	2025-26	2026-27	Future Yrs	Total
Land	0	0	0	0	0	0	0	0	0
Design	0	0	0	0	0	0	0	0	0
Construction	383,743	0	0	0	0	0	0	0	383,743
Equipment	436,988	100,000	120,000	120,000	120,000	120,000	120,000	120,000	1,256,988
TOTAL	820,731	100,000	120,000	120,000	120,000	120,000	120,000	120,000	1,640,731

REVENUES	Prior Years	Re-Estimate	2022-23	2023-24	2024-25	2025-26	2026-27	Future Yrs	Total
CMF	820,731	100,000	120,000	120,000	120,000	120,000	120,000	120,000	1,640,731
N/A	0	0	0	0	0	0	0	0	0
N/A	0	0	0	0	0	0	0	0	0
TOTAL	820,731	100,000	120,000	120,000	120,000	120,000	120,000	120,000	1,640,731

OPERATING BUDGET IMPACT	2022-23	2023-24	2024-25	2025-26	2026-27	Future Yrs	Total
	0	0	0	0	0	0	0

CITY OF PLANO

COMMUNITY INVESTMENT PROGRAM

Project Name: Vehicle Detection System

Project Number: 51156

Start Date: Oct. 2021

Description:

Completion Date: Jul. 2025

This project includes the installation of vehicle detection devices at critical intersections for monitoring traffic. Design funding is shown in Street CIP #36757.



EXPENDITURES	Prior Years	Re-Estimate	2022-23	2023-24	2024-25	2025-26	2026-27	Future Yrs	Total
Land	0	0	0	0	0	0	0	0	0
Design	0	0	0	0	0	0	0	0	0
Construction	0	0	2,400,000	3,400,000	2,200,000	0	0	0	8,000,000
Equipment	0	0	0	0	0	0	0	0	0
TOTAL	0	0	2,400,000	3,400,000	2,200,000	0	0	0	8,000,000

REVENUES	Prior Years	Re-Estimate	2022-23	2023-24	2024-25	2025-26	2026-27	Future Yrs	Total
CMF	0	0	2,400,000	3,400,000	2,200,000	0	0	0	8,000,000
N/A	0	0	0	0	0	0	0	0	0
N/A	0	0	0	0	0	0	0	0	0
TOTAL	0	0	2,400,000	3,400,000	2,200,000	0	0	0	8,000,000

OPERATING BUDGET IMPACT	2022-23	2023-24	2024-25	2025-26	2026-27	Future Yrs	Total
	0	0	0	0	0	0	0

CITY OF PLANO

COMMUNITY INVESTMENT PROGRAM

Project Name: Wayfinding Signage Project

Project Number: 52000

Start Date: Feb. 2017

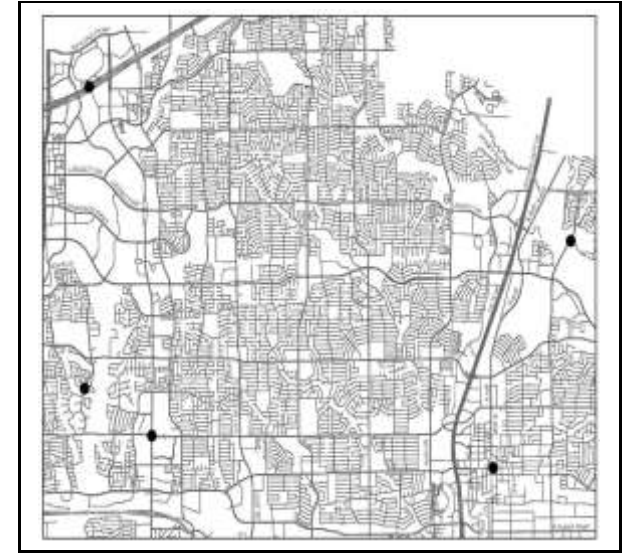
Description:

Completion Date: May. 2023

Phase 1 of the Citywide Wayfinding Signs Project will provide 137 new signs and kiosks throughout the City, focusing on five main districts, and guiding motorists and pedestrians to and throughout these key districts. Included are the following districts across the City:

1. Downtown Plano
2. Oak Point Park and Recreation Area
3. Park Boulevard and Preston Road
4. Willowbend
5. Legacy District

Project Number 7148



EXPENDITURES	Prior Years	Re-Estimate	2022-23	2023-24	2024-25	2025-26	2026-27	Future Yrs	Total
Land	0	0	0	0	0	0	0	0	0
Design	0	100,000	25,000	0	0	0	0	0	125,000
Construction	0	0	1,600,000	0	0	0	0	0	1,600,000
Equipment	0	0	0	0	0	0	0	0	0
TOTAL	0	100,000	1,625,000	0	0	0	0	0	1,725,000
REVENUES	Prior Years	Re-Estimate	2022-23	2023-24	2024-25	2025-26	2026-27	Future Yrs	Total
CMF	0	100,000	1,625,000	0	0	0	0	0	1,725,000
N/A	0	0	0	0	0	0	0	0	0
N/A	0	0	0	0	0	0	0	0	0
TOTAL	0	100,000	1,625,000	0	0	0	0	0	1,725,000
OPERATING BUDGET IMPACT			2022-23	2023-24	2024-25	2025-26	2026-27	Future Yrs	Total
			0	0	0	0	0	0	0

Park Capital Maintenance Projects

Project		Prior Yrs	Re-Est	2022-23	2023-24	2024-25	2025-26	2026-27	Future	Total
53384	Art Facilities Equipment & Renovations	508,130	155,865	416,500	464,000	670,000	65,000	164,000	100,000	2,543,495
53307	Athletic Field Renovations	14,417,778	556,378	517,700	523,950	523,950	523,950	523,950	523,950	18,111,606
53396	Bluebonnet Trail Drainage	0	0	13,300	0	0	0	0	0	13,300
53389	Cheyenne Park Drainage Improvements	0	136,145	0	0	0	0	0	0	136,145
53383	Community Park Renovations	356,214	150,234	150,000	150,000	150,000	150,000	150,000	150,000	1,406,448
55503	Custer Road Living Screen Replacement	0	0	107,250	0	0	0	0	0	107,250
53390	Frank Beverly Drainage Improvements	0	121,370	0	0	0	0	0	0	121,370
53347	High Point Tennis Center	2,379,555	45,169	0	0	0	0	0	0	2,424,724
53353	Irrigation Renovations	6,084,012	44,433	30,000	0	0	0	0	0	6,158,445
53361	Irrigation Technology & Mechanical	1,472,492	606,884	420,000	420,000	420,000	420,000	420,000	420,000	4,599,376
55501	Living Screen Replacements	308,732	223,993	270	296,000	231,400	224,000	214,730	214,730	1,713,855
53373	Median Renovations	826,427	464,960	0	0	0	375,000	375,000	375,000	2,416,387
53378	Neighborhood Park Renovations	2,682,442	124,903	100,000	100,000	100,000	100,000	100,000	100,000	3,407,345
53393	Oak Point Nature Center Pond Level Control &	0	85,000	0	0	0	0	0	0	85,000
53341	Park & Facility Signage Replacement	208,073	35,000	60,000	40,000	40,000	40,000	40,000	40,000	503,073
53365	Park Restoration	1,197,361	127,542	161,700	280,000	250,000	320,000	285,000	235,000	2,856,603

	Project	Prior Yrs	Re-Est	2022-23	2023-24	2024-25	2025-26	2026-27	Future	Total
53363	Park Structures & Equipment	5,745,680	162,454	312,000	412,000	412,000	412,000	412,000	412,000	8,280,134
53392	Parr Library Landscape and Irrigation Renovatio	0	0	375,000	0	0	0	0	0	375,000
53376	Plano Aquatic Center	512,954	0	500,000	0	0	0	0	0	1,012,954
53395	Plano Event Center Collinwood Room LED Ligh	0	356,000	0	0	0	0	0	0	356,000
53394	Plano Event Center Courtyard Renovation	0	800,000	2,000,000	0	0	0	0	0	2,800,000
53382	Plano Event Center Enhancements	4,680,888	97,190	0	550,000	0	0	0	0	5,328,078
53397	Plano Event Center Store Front Doors	0	923,000	0	0	0	0	0	0	923,000
53356	Playground Replacements	4,240,008	169,689	300,000	300,000	300,000	300,000	300,000	300,000	6,209,697
53391	Police & Courts Building Landscape Renovation	0	0	450,000	0	0	0	0	0	450,000
53380	Pool Equipment	2,221,968	551,896	340,000	320,000	300,000	320,000	275,000	250,000	4,578,864
53374	Public Building Landscape Renovations	3,241,838	892,918	259,000	594,000	693,264	420,000	648,200	295,000	7,044,220
53370	Recreation Center Replacements	2,119,865	149,961	100,000	100,000	100,000	100,000	100,000	100,000	2,869,826
53351	Restroom Renovations	746,683	67,077	50,000	50,000	50,000	50,000	50,000	50,000	1,113,760
53388	Shady Brook Trail Retaining Wall Repair	0	0	100,000	0	0	0	0	0	100,000
53357	Trail Repairs	7,188,798	22,921	0	0	0	0	0	0	7,211,719
53342	Tree Replacements	459,384	54,537	100,000	100,000	100,000	100,000	100,000	100,000	1,113,921

Project	Prior Yrs	Re-Est	2022-23	2023-24	2024-25	2025-26	2026-27	Future	Total
TOTAL	61,599,282	7,125,519	6,862,720	4,699,950	4,340,614	3,919,950	4,157,880	3,665,680	96,371,595

CITY OF PLANO

COMMUNITY INVESTMENT PROGRAM

Project Name: Athletic Field Renovations

Project Number: 53307

Start Date: Oct. 2011

Description:

Completion Date: Sep. 2027

General renovation and replacements amongst the sixteen athletic sites throughout the city. Work includes sports field repairs and infield conditioning as needed.



EXPENDITURES	Prior Years	Re-Estimate	2022-23	2023-24	2024-25	2025-26	2026-27	Future Yrs	Total
Land	26,590	0	0	0	0	0	0	0	26,590
Design	1,157,722	0	0	0	0	0	0	0	1,157,722
Construction	13,058,851	556,378	517,700	523,950	523,950	523,950	523,950	523,950	16,752,679
Equipment	174,615	0	0	0	0	0	0	0	174,615
TOTAL	14,417,778	556,378	517,700	523,950	523,950	523,950	523,950	523,950	18,111,606
REVENUES	Prior Years	Re-Estimate	2022-23	2023-24	2024-25	2025-26	2026-27	Future Yrs	Total
CMF	14,208,344	556,378	517,700	523,950	523,950	523,950	523,950	523,950	17,902,172
Damage Receip	209,434	0	0	0	0	0	0	0	209,434
N/A	0	0	0	0	0	0	0	0	0
TOTAL	14,417,778	556,378	517,700	523,950	523,950	523,950	523,950	523,950	18,111,606
OPERATING BUDGET IMPACT			2022-23	2023-24	2024-25	2025-26	2026-27	Future Yrs	Total

0 0 0 0 0 0 0

CITY OF PLANO

COMMUNITY INVESTMENT PROGRAM

Project Name: Park & Facility Signage Replacement

Project Number: 53341

Start Date: Oct. 2011

Description:

Completion Date: Sep. 2027

Replace outdated or non-compliant signage on bike trails, throughout the park system, at recreation centers and arts facilities.



EXPENDITURES	Prior Years	Re-Estimate	2022-23	2023-24	2024-25	2025-26	2026-27	Future Yrs	Total
Land	0	0	0	0	0	0	0	0	0
Design	0	0	0	0	0	0	0	0	0
Construction	207,754	35,000	60,000	40,000	40,000	40,000	40,000	40,000	502,754
Equipment	319	0	0	0	0	0	0	0	319
TOTAL	208,073	35,000	60,000	40,000	40,000	40,000	40,000	40,000	503,073
REVENUES	Prior Years	Re-Estimate	2022-23	2023-24	2024-25	2025-26	2026-27	Future Yrs	Total
CMF	208,073	35,000	60,000	40,000	40,000	40,000	40,000	40,000	503,073
N/A	0	0	0	0	0	0	0	0	0
N/A	0	0	0	0	0	0	0	0	0
TOTAL	208,073	35,000	60,000	40,000	40,000	40,000	40,000	40,000	503,073
OPERATING BUDGET IMPACT			2022-23	2023-24	2024-25	2025-26	2026-27	Future Yrs	Total
			0	0	0	0	0	0	0

CITY OF PLANO

COMMUNITY INVESTMENT PROGRAM

Project Name: Tree Replacements

Project Number: 53342

Start Date: Oct. 2013

Description:

Completion Date: Sep. 2027

Replacement of dead trees in parks throughout Plano. The Plano Parks & Recreation manages 28,000 public trees of the 1.7 million trees that exist in the City. Trees are replaced that are lost over time to the stresses that exist in urban environments, and to maintain and increase the overall tree canopy that provides Plano residents with environmental and quality of life benefits.



EXPENDITURES	Prior Years	Re-Estimate	2022-23	2023-24	2024-25	2025-26	2026-27	Future Yrs	Total
Land	0	0	0	0	0	0	0	0	0
Design	0	0	0	0	0	0	0	0	0
Construction	459,114	54,537	100,000	100,000	100,000	100,000	100,000	100,000	1,113,651
Equipment	270	0	0	0	0	0	0	0	270
TOTAL	459,384	54,537	100,000	100,000	100,000	100,000	100,000	100,000	1,113,921
REVENUES	Prior Years	Re-Estimate	2022-23	2023-24	2024-25	2025-26	2026-27	Future Yrs	Total
CMF	396,384	54,537	100,000	100,000	100,000	100,000	100,000	100,000	1,050,921
Contributions	8,575	0	0	0	0	0	0	0	8,575
Maint Fees	54,425	0	0	0	0	0	0	0	54,425
TOTAL	459,384	54,537	100,000	100,000	100,000	100,000	100,000	100,000	1,113,921
OPERATING BUDGET IMPACT			2022-23	2023-24	2024-25	2025-26	2026-27	Future Yrs	Total
			0	0	0	0	0	0	0

CITY OF PLANO

COMMUNITY INVESTMENT PROGRAM

Project Name: High Point Tennis Center

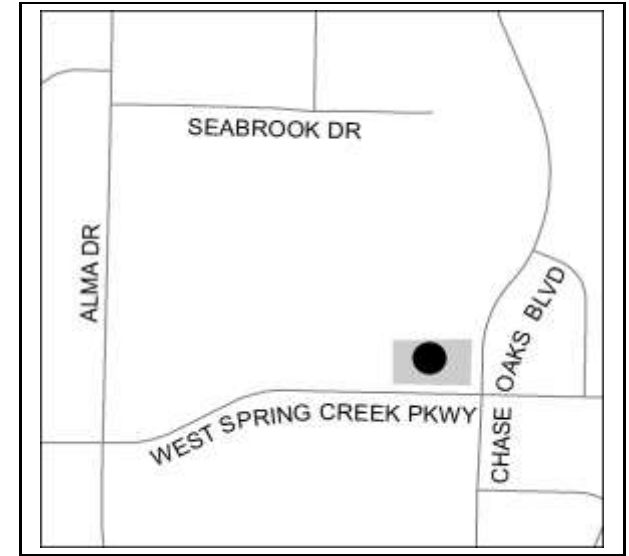
Project Number: 53347

Start Date: Mar. 2016

Description:

Completion Date: Jul. 2022

Renovation of all 21 Tennis Courts in conjunction with construction of a new Proshop which was funded with Recreation Facility Bond funds.



EXPENDITURES	Prior Years	Re-Estimate	2022-23	2023-24	2024-25	2025-26	2026-27	Future Yrs	Total
Land	0	0	0	0	0	0	0	0	0
Design	43,780	0	0	0	0	0	0	0	43,780
Construction	2,323,949	45,169	0	0	0	0	0	0	2,369,118
Equipment	11,826	0	0	0	0	0	0	0	11,826
TOTAL	2,379,555	45,169	0	0	0	0	0	0	2,424,724

REVENUES	Prior Years	Re-Estimate	2022-23	2023-24	2024-25	2025-26	2026-27	Future Yrs	Total
CMF	2,379,555	45,169	0	0	0	0	0	0	2,424,724
N/A	0	0	0	0	0	0	0	0	0
N/A	0	0	0	0	0	0	0	0	0
TOTAL	2,379,555	45,169	0	0	0	0	0	0	2,424,724

OPERATING BUDGET IMPACT	2022-23	2023-24	2024-25	2025-26	2026-27	Future Yrs	Total
	0	0	0	0	0	0	0

CITY OF PLANO

COMMUNITY INVESTMENT PROGRAM

Project Name: Restroom Renovations

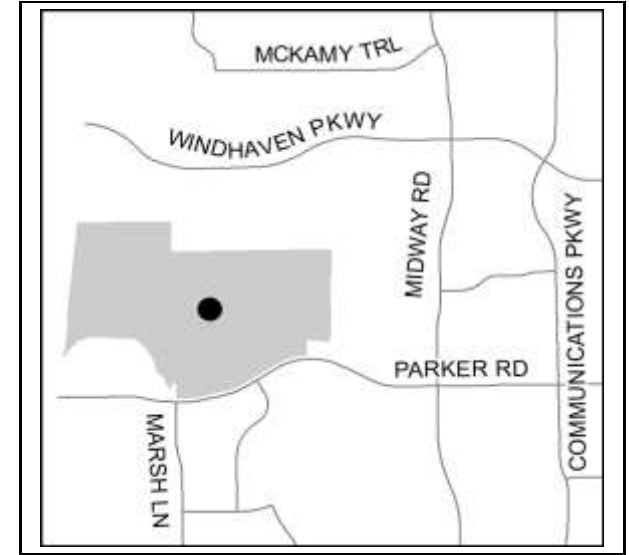
Project Number: 53351

Start Date: Oct. 2011

Description:

Completion Date: Sep. 2027

Replacement of fixtures, doors, roofing and other elements at various restrooms throughout the park system, as well as major renovations to existing restrooms to meet ADA requirements.



EXPENDITURES	Prior Years	Re-Estimate	2022-23	2023-24	2024-25	2025-26	2026-27	Future Yrs	Total
Land	0	0	0	0	0	0	0	0	0
Design	132,134	0	0	0	0	0	0	0	132,134
Construction	614,549	67,077	50,000	50,000	50,000	50,000	50,000	50,000	981,626
Equipment	0	0	0	0	0	0	0	0	0
TOTAL	746,683	67,077	50,000	50,000	50,000	50,000	50,000	50,000	1,113,760
REVENUES	Prior Years	Re-Estimate	2022-23	2023-24	2024-25	2025-26	2026-27	Future Yrs	Total
CMF	746,683	67,077	50,000	50,000	50,000	50,000	50,000	50,000	1,113,760
N/A	0	0	0	0	0	0	0	0	0
N/A	0	0	0	0	0	0	0	0	0
TOTAL	746,683	67,077	50,000	50,000	50,000	50,000	50,000	50,000	1,113,760
OPERATING BUDGET IMPACT			2022-23	2023-24	2024-25	2025-26	2026-27	Future Yrs	Total
			0	0	0	0	0	0	0

CITY OF PLANO

COMMUNITY INVESTMENT PROGRAM

Project Name: Irrigation Renovations

Project Number: 53353

Start Date: Oct. 2011

Description:

Completion Date: Sep. 2023

Irrigation renovations at parks throughout the City. Plano Parks & Recreation oversees more than 1300 acres of irrigated land including park sites, athletic sites, medians, rights of way and at public buildings.



EXPENDITURES	Prior Years	Re-Estimate	2022-23	2023-24	2024-25	2025-26	2026-27	Future Yrs	Total
Land	0	0	0	0	0	0	0	0	0
Design	160,951	0	0	0	0	0	0	0	160,951
Construction	5,904,676	44,433	30,000	0	0	0	0	0	5,979,109
Equipment	18,385	0	0	0	0	0	0	0	18,385
TOTAL	6,084,012	44,433	30,000	0	0	0	0	0	6,158,445

REVENUES	Prior Years	Re-Estimate	2022-23	2023-24	2024-25	2025-26	2026-27	Future Yrs	Total
CMF	6,084,012	44,433	30,000	0	0	0	0	0	6,158,445
N/A	0	0	0	0	0	0	0	0	0
N/A	0	0	0	0	0	0	0	0	0
TOTAL	6,084,012	44,433	30,000	0	0	0	0	0	6,158,445

OPERATING BUDGET IMPACT	2022-23	2023-24	2024-25	2025-26	2026-27	Future Yrs	Total
	0	0	0	0	0	0	0

CITY OF PLANO

COMMUNITY INVESTMENT PROGRAM

Project Name: Playground Replacements

Project Number: 53356

Start Date: Oct. 2011

Description:

Completion Date: Sep. 2027

Replacement of aging playground equipment and playground surfaces to meet ADA requirements as needs arise.



EXPENDITURES	Prior Years	Re-Estimate	2022-23	2023-24	2024-25	2025-26	2026-27	Future Yrs	Total
Land	0	0	0	0	0	0	0	0	0
Design	120,049	0	0	0	0	0	0	0	120,049
Construction	3,867,686	169,689	300,000	300,000	300,000	300,000	300,000	300,000	5,837,375
Equipment	252,273	0	0	0	0	0	0	0	252,273
TOTAL	4,240,008	169,689	300,000	300,000	300,000	300,000	300,000	300,000	6,209,697
REVENUES	Prior Years	Re-Estimate	2022-23	2023-24	2024-25	2025-26	2026-27	Future Yrs	Total
CMF	4,240,008	169,689	300,000	300,000	300,000	300,000	300,000	300,000	6,209,697
N/A	0	0	0	0	0	0	0	0	0
N/A	0	0	0	0	0	0	0	0	0
TOTAL	4,240,008	169,689	300,000	300,000	300,000	300,000	300,000	300,000	6,209,697
OPERATING BUDGET IMPACT			2022-23	2023-24	2024-25	2025-26	2026-27	Future Yrs	Total
			0	0	0	0	0	0	0

CITY OF PLANO

COMMUNITY INVESTMENT PROGRAM

Project Name: Trail Repairs

Project Number: 53357

Start Date: Oct. 2011

Description:

Completion Date: Sep. 2022

Trail repairs throughout the park system.

The Plano Trail System has 85 miles of trail. Of these, 24.66 miles (29%) are 30 years and older, 14.64 (17%) miles are 20-30 years old, and the remaining 45.82 miles (54%) are under 19 years old. The life span of concrete trail is approximately 35 years.



EXPENDITURES	Prior Years	Re-Estimate	2022-23	2023-24	2024-25	2025-26	2026-27	Future Yrs	Total
Land	480	0	0	0	0	0	0	0	480
Design	919,365	0	0	0	0	0	0	0	919,365
Construction	6,268,858	22,921	0	0	0	0	0	0	6,291,779
Equipment	95	0	0	0	0	0	0	0	95
TOTAL	7,188,798	22,921	0	0	0	0	0	0	7,211,719
REVENUES	Prior Years	Re-Estimate	2022-23	2023-24	2024-25	2025-26	2026-27	Future Yrs	Total
CMF	7,184,477	22,921	0	0	0	0	0	0	7,207,398
Damage Receip	2,550	0	0	0	0	0	0	0	2,550
Misc. Fees	1,771	0	0	0	0	0	0	0	1,771
TOTAL	7,188,798	22,921	0	0	0	0	0	0	7,211,719
OPERATING BUDGET IMPACT			2022-23	2023-24	2024-25	2025-26	2026-27	Future Yrs	Total
			0	0	0	0	0	0	0

CITY OF PLANO

COMMUNITY INVESTMENT PROGRAM

Project Name: Irrigation Technology & Mechanical

Project Number: 53361

Start Date: Oct. 2015

Description:

Completion Date: Sep. 2027

Replacement of irrigation controllers, pump systems, master valves, and backflow devices across the Plano Park Systems that have reached the end of their useful lives. Plano Parks & Recreation manages more than 550 irrigation systems.



EXPENDITURES	Prior Years	Re-Estimate	2022-23	2023-24	2024-25	2025-26	2026-27	Future Yrs	Total
Land	0	0	0	0	0	0	0	0	0
Design	45,000	0	0	0	0	0	0	0	45,000
Construction	1,419,328	0	0	0	0	0	0	0	1,419,328
Equipment	8,164	606,884	420,000	420,000	420,000	420,000	420,000	420,000	3,135,048
TOTAL	1,472,492	606,884	420,000	420,000	420,000	420,000	420,000	420,000	4,599,376

REVENUES	Prior Years	Re-Estimate	2022-23	2023-24	2024-25	2025-26	2026-27	Future Yrs	Total
CMF	1,472,492	606,884	420,000	420,000	420,000	420,000	420,000	420,000	4,599,376
N/A	0	0	0	0	0	0	0	0	0
N/A	0	0	0	0	0	0	0	0	0
TOTAL	1,472,492	606,884	420,000	420,000	420,000	420,000	420,000	420,000	4,599,376

OPERATING BUDGET IMPACT	2022-23	2023-24	2024-25	2025-26	2026-27	Future Yrs	Total
	0	0	0	0	0	0	0

CITY OF PLANO

COMMUNITY INVESTMENT PROGRAM

Project Name: Park Structures & Equipment

Project Number: 53363

Start Date: Oct. 2011

Description:

Completion Date: Sep. 2027

Repair and replace park structures and equipment including pavilion repairs, park lighting and electrical replacements, picnic table replacements, utility repairs, trash receptacles, equipment replacements and fence replacements.



EXPENDITURES	Prior Years	Re-Estimate	2022-23	2023-24	2024-25	2025-26	2026-27	Future Yrs	Total
Land	32	0	0	0	0	0	0	0	32
Design	135,635	0	0	0	0	0	0	0	135,635
Construction	5,480,073	162,454	312,000	412,000	412,000	412,000	412,000	412,000	8,014,527
Equipment	129,940	0	0	0	0	0	0	0	129,940
TOTAL	5,745,680	162,454	312,000	412,000	412,000	412,000	412,000	412,000	8,280,134
REVENUES	Prior Years	Re-Estimate	2022-23	2023-24	2024-25	2025-26	2026-27	Future Yrs	Total
CMF	5,685,393	162,454	312,000	412,000	412,000	412,000	412,000	412,000	8,219,847
Damage Receip	59,687	0	0	0	0	0	0	0	59,687
Map Sales	600	0	0	0	0	0	0	0	600
TOTAL	5,745,680	162,454	312,000	412,000	412,000	412,000	412,000	412,000	8,280,134
OPERATING BUDGET IMPACT			2022-23	2023-24	2024-25	2025-26	2026-27	Future Yrs	Total
			0	0	0	0	0	0	0

CITY OF PLANO

COMMUNITY INVESTMENT PROGRAM

Project Name: Park Restoration

Project Number: 53365

Start Date: Oct. 2013

Description:

Completion Date: Sep. 2027

Cleanup after flood events and restoration of turf where impacted or shaded as needed.



EXPENDITURES	Prior Years	Re-Estimate	2022-23	2023-24	2024-25	2025-26	2026-27	Future Yrs	Total
Land	0	0	0	0	0	0	0	0	0
Design	101,614	0	0	0	0	0	0	0	101,614
Construction	1,095,168	127,542	161,700	280,000	250,000	320,000	285,000	235,000	2,754,410
Equipment	579	0	0	0	0	0	0	0	579
TOTAL	1,197,361	127,542	161,700	280,000	250,000	320,000	285,000	235,000	2,856,603
REVENUES	Prior Years	Re-Estimate	2022-23	2023-24	2024-25	2025-26	2026-27	Future Yrs	Total
CMF	1,186,193	127,542	161,700	280,000	250,000	320,000	285,000	235,000	2,845,435
Map Sales	200	0	0	0	0	0	0	0	200
Misc Revenue	10,968	0	0	0	0	0	0	0	10,968
TOTAL	1,197,361	127,542	161,700	280,000	250,000	320,000	285,000	235,000	2,856,603
OPERATING BUDGET IMPACT			2022-23	2023-24	2024-25	2025-26	2026-27	Future Yrs	Total
			0	0	0	0	0	0	0

CITY OF PLANO

COMMUNITY INVESTMENT PROGRAM

Project Name: Recreation Center Replacements

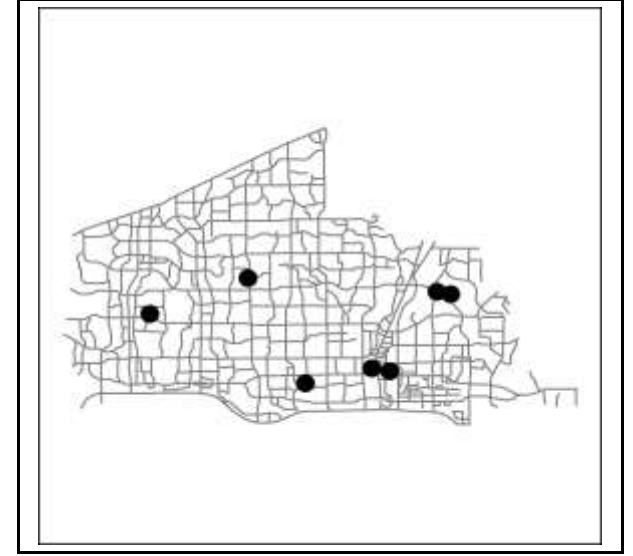
Project Number: 53370

Start Date: Oct. 2011

Description:

Completion Date: Sep. 2027

Replacement of recreation facility equipment and features that have been damaged or reached the end of their useful life.



EXPENDITURES	Prior Years	Re-Estimate	2022-23	2023-24	2024-25	2025-26	2026-27	Future Yrs	Total
Land	0	0	0	0	0	0	0	0	0
Design	197,488	0	0	0	0	0	0	0	197,488
Construction	967,404	0	0	0	0	0	0	0	967,404
Equipment	954,973	149,961	100,000	100,000	100,000	100,000	100,000	100,000	1,704,934
TOTAL	2,119,865	149,961	100,000	100,000	100,000	100,000	100,000	100,000	2,869,826
REVENUES	Prior Years	Re-Estimate	2022-23	2023-24	2024-25	2025-26	2026-27	Future Yrs	Total
CMF	2,119,865	149,961	100,000	100,000	100,000	100,000	100,000	100,000	2,869,826
N/A	0	0	0	0	0	0	0	0	0
N/A	0	0	0	0	0	0	0	0	0
TOTAL	2,119,865	149,961	100,000	100,000	100,000	100,000	100,000	100,000	2,869,826
OPERATING BUDGET IMPACT			2022-23	2023-24	2024-25	2025-26	2026-27	Future Yrs	Total
			0	0	0	0	0	0	0

CITY OF PLANO

COMMUNITY INVESTMENT PROGRAM

Project Name: Median Renovations

Project Number: 53373

Start Date: Oct. 2012

Description:

Completion Date: Sep. 2027

General repairs and renovation of medians throughout the city including tree replacements, turf improvements, leveling of utility boxes and repairs to City-owned entry features.



EXPENDITURES	Prior Years	Re-Estimate	2022-23	2023-24	2024-25	2025-26	2026-27	Future Yrs	Total
Land	0	0	0	0	0	0	0	0	0
Design	141,111	0	0	0	0	50,000	50,000	50,000	291,111
Construction	679,524	464,960	0	0	0	325,000	325,000	325,000	2,119,484
Equipment	5,792	0	0	0	0	0	0	0	5,792
TOTAL	826,427	464,960	0	0	0	375,000	375,000	375,000	2,416,387

REVENUES	Prior Years	Re-Estimate	2022-23	2023-24	2024-25	2025-26	2026-27	Future Yrs	Total
CMF	579,889	460,960	0	0	0	375,000	375,000	375,000	2,165,849
Maint Fees	246,538	4,000	0	0	0	0	0	0	250,538
N/A	0	0	0	0	0	0	0	0	0
TOTAL	826,427	464,960	0	0	0	375,000	375,000	375,000	2,416,387

OPERATING BUDGET IMPACT	2022-23	2023-24	2024-25	2025-26	2026-27	Future Yrs	Total
	0	0	0	0	0	0	0

CITY OF PLANO

COMMUNITY INVESTMENT PROGRAM

Project Name: Public Building Landscape Renovations

Project Number: 53374

Start Date: Oct. 2011

Description:

Completion Date: Sep. 2027

Replace landscape beds, shrubs, trees, irrigation systems and associated improvements at public buildings.

22-23: Holifield Science Center, TMC, Police Academy

23-24: SJRC, OPRC, FS 9, Day Labor Center

24-25: Fire Station 10, Fire Station 8

25-26: Schimelpfenig Library

26-27: Fire Station 3, Fire Station 5



EXPENDITURES	Prior Years	Re-Estimate	2022-23	2023-24	2024-25	2025-26	2026-27	Future Yrs	Total
Land	0	0	0	0	0	0	0	0	0
Design	162,522	0	0	0	0	45,000	69,200	65,000	341,722
Construction	3,075,753	892,918	259,000	594,000	693,264	375,000	579,000	230,000	6,698,935
Equipment	3,563	0	0	0	0	0	0	0	3,563
TOTAL	3,241,838	892,918	259,000	594,000	693,264	420,000	648,200	295,000	7,044,220
REVENUES	Prior Years	Re-Estimate	2022-23	2023-24	2024-25	2025-26	2026-27	Future Yrs	Total
CMF	3,241,838	892,918	259,000	594,000	693,264	420,000	648,200	295,000	7,044,220
N/A	0	0	0	0	0	0	0	0	0
N/A	0	0	0	0	0	0	0	0	0
TOTAL	3,241,838	892,918	259,000	594,000	693,264	420,000	648,200	295,000	7,044,220
OPERATING BUDGET IMPACT			2022-23	2023-24	2024-25	2025-26	2026-27	Future Yrs	Total
			0	0	0	0	0	0	0

CITY OF PLANO

COMMUNITY INVESTMENT PROGRAM

Project Name: Plano Aquatic Center

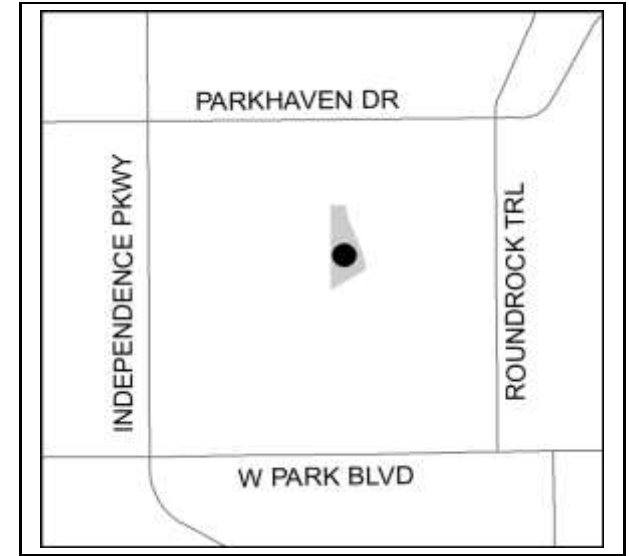
Project Number: 53376

Start Date: Oct. 2021

Description:

Completion Date: Sep. 2023

Funding will renovate and secure the outdoor storage space at the PAC where aquatic maintenance equipment and vehicles are stored due to repeated incidents of equipment damage from theft attempts.



EXPENDITURES	Prior Years	Re-Estimate	2022-23	2023-24	2024-25	2025-26	2026-27	Future Yrs	Total
Land	36	0	0	0	0	0	0	0	36
Design	9,435	0	50,000	0	0	0	0	0	59,435
Construction	469,386	0	450,000	0	0	0	0	0	919,386
Equipment	34,097	0	0	0	0	0	0	0	34,097
TOTAL	512,954	0	500,000	0	0	0	0	0	1,012,954
REVENUES	Prior Years	Re-Estimate	2022-23	2023-24	2024-25	2025-26	2026-27	Future Yrs	Total
CMF	512,954	0	500,000	0	0	0	0	0	1,012,954
N/A	0	0	0	0	0	0	0	0	0
N/A	0	0	0	0	0	0	0	0	0
TOTAL	512,954	0	500,000	0	0	0	0	0	1,012,954
OPERATING BUDGET IMPACT			2022-23	2023-24	2024-25	2025-26	2026-27	Future Yrs	Total
			0	0	0	0	0	0	0

CITY OF PLANO

COMMUNITY INVESTMENT PROGRAM

Project Name: Neighborhood Park Renovations

Project Number: 53378

Start Date: Oct. 2011

Description:

Completion Date: Sep. 2027

Renovation and replacement of backstops, sidewalks, shelters, drinking fountains and other equipment at neighborhood parks throughout the City. The Plano Park System has 45 Neighborhood Parks which are typically 7-10 acres in size and serve residential neighborhoods activity centers and neighborhood focal points.



EXPENDITURES	Prior Years	Re-Estimate	2022-23	2023-24	2024-25	2025-26	2026-27	Future Yrs	Total
Land	0	0	0	0	0	0	0	0	0
Design	279,420	0	0	0	0	0	0	0	279,420
Construction	2,401,145	124,903	100,000	100,000	100,000	100,000	100,000	100,000	3,126,048
Equipment	1,877	0	0	0	0	0	0	0	1,877
TOTAL	2,682,442	124,903	100,000	100,000	100,000	100,000	100,000	100,000	3,407,345
REVENUES	Prior Years	Re-Estimate	2022-23	2023-24	2024-25	2025-26	2026-27	Future Yrs	Total
CMF	2,682,442	124,903	100,000	100,000	100,000	100,000	100,000	100,000	3,407,345
N/A	0	0	0	0	0	0	0	0	0
N/A	0	0	0	0	0	0	0	0	0
TOTAL	2,682,442	124,903	100,000	100,000	100,000	100,000	100,000	100,000	3,407,345
OPERATING BUDGET IMPACT			2022-23	2023-24	2024-25	2025-26	2026-27	Future Yrs	Total
			0	0	0	0	0	0	0

CITY OF PLANO

COMMUNITY INVESTMENT PROGRAM

Project Name: Pool Equipment

Project Number: 53380

Start Date: Oct. 2011

Description:

Completion Date: Sep. 2027

Replacement of pool equipment, such as pumps, chemical controllers, pool plaster, pool vacuums, filters, play equipment, fences and related items.

Restain outdoor splash pad, replaster pool, gel coat and repaint splash pad features at PAC; install micro bulk CO2 systems at TMC, OPC, and PAC



EXPENDITURES	Prior Years	Re-Estimate	2022-23	2023-24	2024-25	2025-26	2026-27	Future Yrs	Total
Land	0	0	0	0	0	0	0	0	0
Design	182,865	0	0	0	0	0	0	0	182,865
Construction	2,030,713	551,896	340,000	320,000	300,000	320,000	275,000	250,000	4,387,609
Equipment	8,390	0	0	0	0	0	0	0	8,390
TOTAL	2,221,968	551,896	340,000	320,000	300,000	320,000	275,000	250,000	4,578,864
REVENUES	Prior Years	Re-Estimate	2022-23	2023-24	2024-25	2025-26	2026-27	Future Yrs	Total
CMF	2,221,968	551,896	340,000	320,000	300,000	320,000	275,000	250,000	4,578,864
N/A	0	0	0	0	0	0	0	0	0
N/A	0	0	0	0	0	0	0	0	0
TOTAL	2,221,968	551,896	340,000	320,000	300,000	320,000	275,000	250,000	4,578,864
OPERATING BUDGET IMPACT			2022-23	2023-24	2024-25	2025-26	2026-27	Future Yrs	Total
			0	0	0	0	0	0	0

CITY OF PLANO

COMMUNITY INVESTMENT PROGRAM

Project Name: Plano Event Center Enhancements

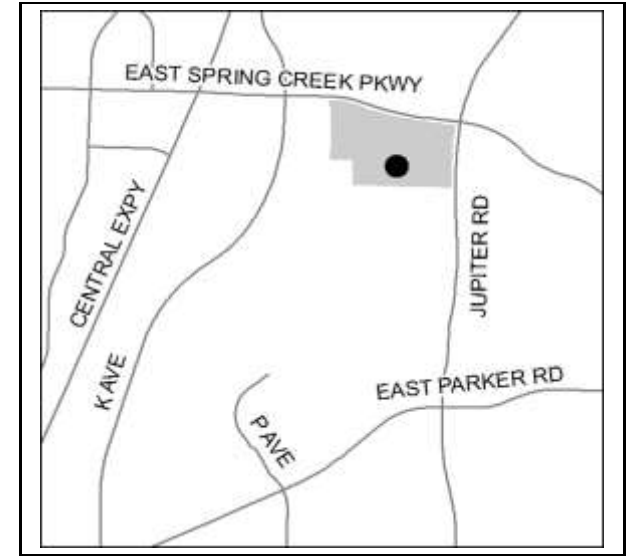
Project Number: 53382

Start Date: Oct. 2012

Description:

Completion Date: Jul. 2024

Re-estimate funding is for renovations and enhancements to the facility to maintain current meeting, convention, trade show and social event business. Interior renovations include the kitchen and office space. Exterior renovations include the court yard.



EXPENDITURES	Prior Years	Re-Estimate	2022-23	2023-24	2024-25	2025-26	2026-27	Future Yrs	Total
Land	0	0	0	0	0	0	0	0	0
Design	574,291	97,190	0	0	0	0	0	0	671,481
Construction	4,001,727	0	0	550,000	0	0	0	0	4,551,727
Equipment	104,870	0	0	0	0	0	0	0	104,870
TOTAL	4,680,888	97,190	0	550,000	0	0	0	0	5,328,078

REVENUES	Prior Years	Re-Estimate	2022-23	2023-24	2024-25	2025-26	2026-27	Future Yrs	Total
CMF	4,680,888	97,190	0	550,000	0	0	0	0	5,328,078
N/A	0	0	0	0	0	0	0	0	0
N/A	0	0	0	0	0	0	0	0	0
TOTAL	4,680,888	97,190	0	550,000	0	0	0	0	5,328,078

OPERATING BUDGET IMPACT	2022-23	2023-24	2024-25	2025-26	2026-27	Future Yrs	Total
	0	0	0	0	0	0	0

CITY OF PLANO

COMMUNITY INVESTMENT PROGRAM

Project Name: Community Park Renovations

Project Number: 53383

Start Date: Oct. 2013

Description:

Completion Date: Sep. 2027

Renovation of community parks throughout the City. The Plano Park System has 23 community parks which are 25+ acres in size and serve an expanded geographic area or specific community needs. These parks usually have parking lots, restrooms and large passive open space.



EXPENDITURES	Prior Years	Re-Estimate	2022-23	2023-24	2024-25	2025-26	2026-27	Future Yrs	Total
Land	0	0	0	0	0	0	0	0	0
Design	308,812	0	0	0	0	0	0	0	308,812
Construction	43,906	150,234	150,000	150,000	150,000	150,000	150,000	150,000	1,094,140
Equipment	3,496	0	0	0	0	0	0	0	3,496
TOTAL	356,214	150,234	150,000	150,000	150,000	150,000	150,000	150,000	1,406,448
REVENUES	Prior Years	Re-Estimate	2022-23	2023-24	2024-25	2025-26	2026-27	Future Yrs	Total
CMF	356,214	150,234	150,000	150,000	150,000	150,000	150,000	150,000	1,406,448
N/A	0	0	0	0	0	0	0	0	0
N/A	0	0	0	0	0	0	0	0	0
TOTAL	356,214	150,234	150,000	150,000	150,000	150,000	150,000	150,000	1,406,448
OPERATING BUDGET IMPACT			2022-23	2023-24	2024-25	2025-26	2026-27	Future Yrs	Total
			0	0	0	0	0	0	0

CITY OF PLANO

COMMUNITY INVESTMENT PROGRAM

Project Name: Art Facilities Equipment & Renovations

Project Number: 53384

Start Date: Oct. 2013

Description:

Completion Date: Dec. 2027

Replacement of outdated sound equipment, lighting systems, stage equipment and soft goods.



EXPENDITURES	Prior Years	Re-Estimate	2022-23	2023-24	2024-25	2025-26	2026-27	Future Yrs	Total
Land	0	0	0	0	0	0	0	0	0
Design	0	0	0	0	0	0	0	0	0
Construction	418,804	155,865	416,500	464,000	670,000	65,000	164,000	100,000	2,454,169
Equipment	89,326	0	0	0	0	0	0	0	89,326
TOTAL	508,130	155,865	416,500	464,000	670,000	65,000	164,000	100,000	2,543,495
REVENUES	Prior Years	Re-Estimate	2022-23	2023-24	2024-25	2025-26	2026-27	Future Yrs	Total
CMF	508,131	155,865	416,500	464,000	670,000	65,000	164,000	100,000	2,543,496
N/A	0	0	0	0	0	0	0	0	0
N/A	0	0	0	0	0	0	0	0	0
TOTAL	508,131	155,865	416,500	464,000	670,000	65,000	164,000	100,000	2,543,496
OPERATING BUDGET IMPACT			2022-23	2023-24	2024-25	2025-26	2026-27	Future Yrs	Total
			0	0	0	0	0	0	0

CITY OF PLANO

COMMUNITY INVESTMENT PROGRAM

Project Name: Shady Brook Trail Retaining Wall Repair

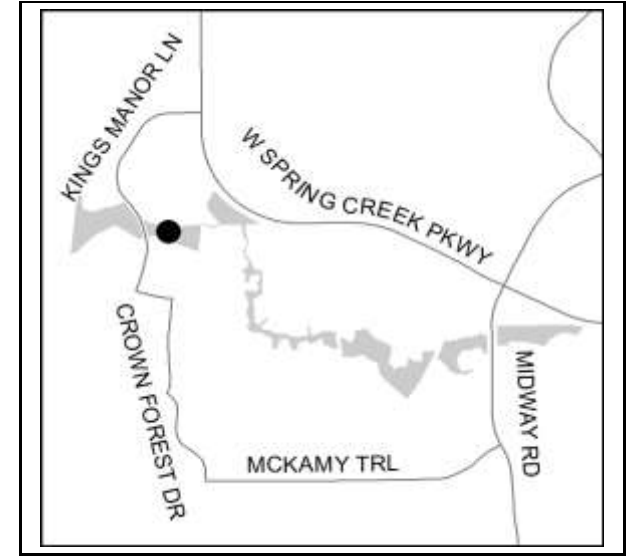
Project Number: 53388

Start Date: Oct. 2022

Description:

Completion Date: Sep. 2024

A construction project to repair retaining wall associated with the trail.



EXPENDITURES	Prior Years	Re-Estimate	2022-23	2023-24	2024-25	2025-26	2026-27	Future Yrs	Total
Land	0	0	0	0	0	0	0	0	0
Design	0	0	0	0	0	0	0	0	0
Construction	0	0	100,000	0	0	0	0	0	100,000
Equipment	0	0	0	0	0	0	0	0	0
TOTAL	0	0	100,000	0	0	0	0	0	100,000

REVENUES	Prior Years	Re-Estimate	2022-23	2023-24	2024-25	2025-26	2026-27	Future Yrs	Total
CMF	0	0	100,000	0	0	0	0	0	100,000
N/A	0	0	0	0	0	0	0	0	0
N/A	0	0	0	0	0	0	0	0	0
TOTAL	0	0	100,000	0	0	0	0	0	100,000

OPERATING BUDGET IMPACT	2022-23	2023-24	2024-25	2025-26	2026-27	Future Yrs	Total
	0	0	0	0	0	0	0

CITY OF PLANO

COMMUNITY INVESTMENT PROGRAM

Project Name: Cheyenne Park Drainage Improvements

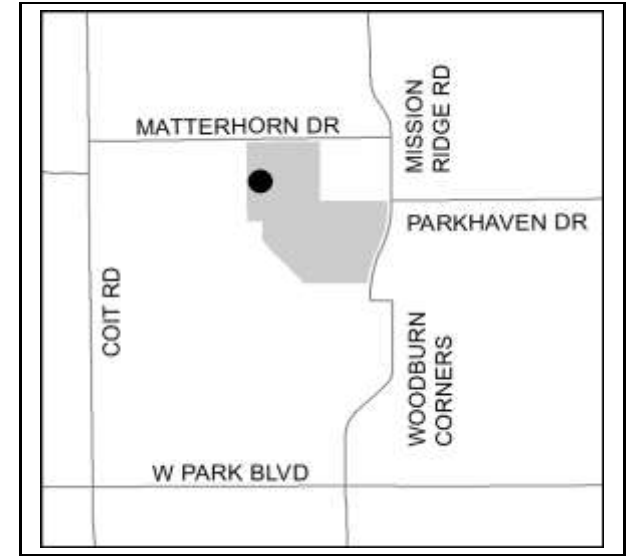
Project Number: 53389

Start Date: Oct. 2022

Description:

Completion Date: Sep. 2024

A construction project to make drainage improvements at the south side of the park.



EXPENDITURES	Prior Years	Re-Estimate	2022-23	2023-24	2024-25	2025-26	2026-27	Future Yrs	Total
Land	0	0	0	0	0	0	0	0	0
Design	0	0	0	0	0	0	0	0	0
Construction	0	136,145	0	0	0	0	0	0	136,145
Equipment	0	0	0	0	0	0	0	0	0
TOTAL	0	136,145	0	0	0	0	0	0	136,145

REVENUES	Prior Years	Re-Estimate	2022-23	2023-24	2024-25	2025-26	2026-27	Future Yrs	Total
CMF	0	136,145	0	0	0	0	0	0	136,145
N/A	0	0	0	0	0	0	0	0	0
N/A	0	0	0	0	0	0	0	0	0
TOTAL	0	136,145	0	0	0	0	0	0	136,145

OPERATING BUDGET IMPACT	2022-23	2023-24	2024-25	2025-26	2026-27	Future Yrs	Total
	0	0	0	0	0	0	0

CITY OF PLANO

COMMUNITY INVESTMENT PROGRAM

Project Name: Frank Beverly Drainage Improvements

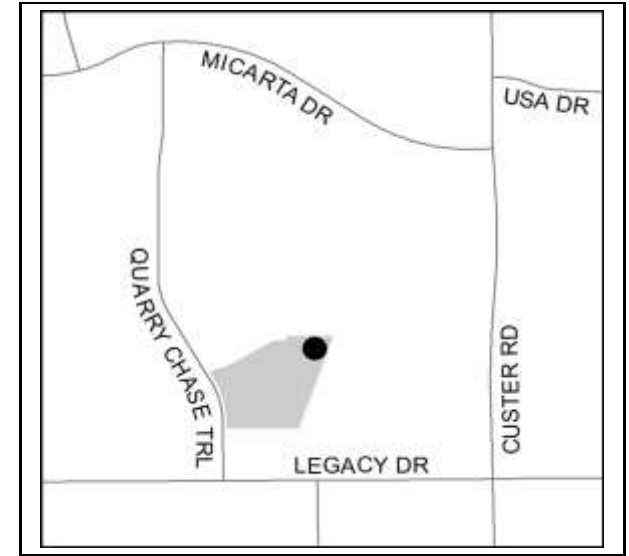
Project Number: 53390

Start Date: Oct. 2022

Description:

Completion Date: Sep. 2024

A construction project to improve drainage at the northwest corner of the park.



EXPENDITURES	Prior Years	Re-Estimate	2022-23	2023-24	2024-25	2025-26	2026-27	Future Yrs	Total
Land	0	0	0	0	0	0	0	0	0
Design	0	0	0	0	0	0	0	0	0
Construction	0	121,370	0	0	0	0	0	0	121,370
Equipment	0	0	0	0	0	0	0	0	0
TOTAL	0	121,370	0	0	0	0	0	0	121,370

REVENUES	Prior Years	Re-Estimate	2022-23	2023-24	2024-25	2025-26	2026-27	Future Yrs	Total
CMF	0	121,370	0	0	0	0	0	0	121,370
N/A	0	0	0	0	0	0	0	0	0
N/A	0	0	0	0	0	0	0	0	0
TOTAL	0	121,370	0	0	0	0	0	0	121,370

OPERATING BUDGET IMPACT	2022-23	2023-24	2024-25	2025-26	2026-27	Future Yrs	Total
	0	0	0	0	0	0	0

CITY OF PLANO

COMMUNITY INVESTMENT PROGRAM

Project Name: Police & Courts Building Landscape Renovation

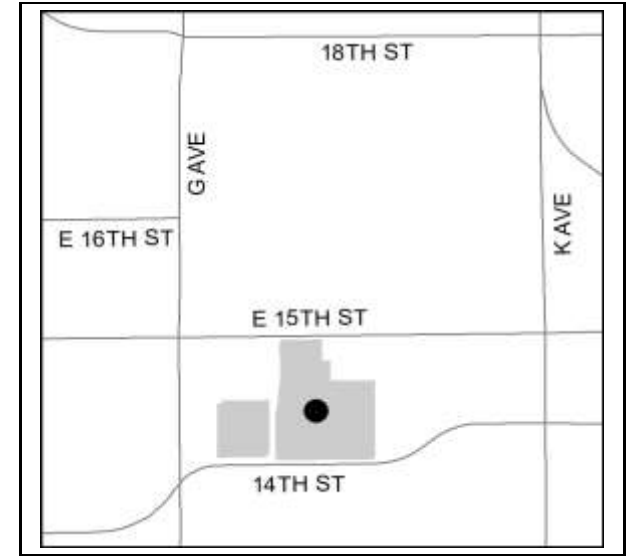
Project Number: 53391

Start Date: Oct. 2022

Description:

Completion Date: Sep. 2024

A construction project to renovate the landscape and irrigation at this facility.



EXPENDITURES	Prior Years	Re-Estimate	2022-23	2023-24	2024-25	2025-26	2026-27	Future Yrs	Total
Land	0	0	0	0	0	0	0	0	0
Design	0	0	0	0	0	0	0	0	0
Construction	0	0	450,000	0	0	0	0	0	450,000
Equipment	0	0	0	0	0	0	0	0	0
TOTAL	0	0	450,000	0	0	0	0	0	450,000

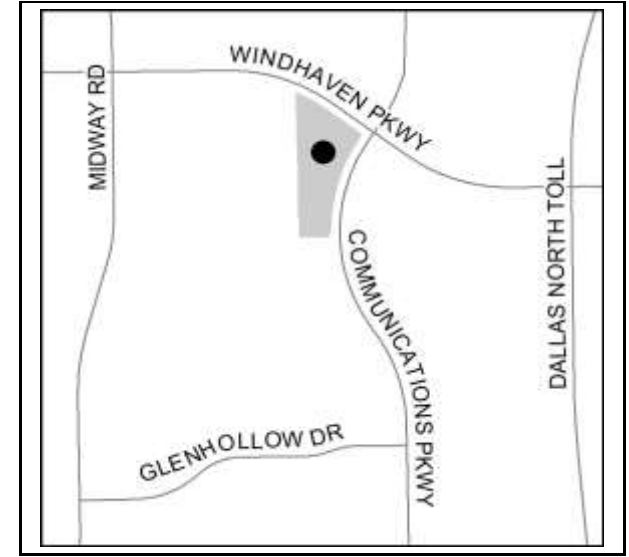
REVENUES	Prior Years	Re-Estimate	2022-23	2023-24	2024-25	2025-26	2026-27	Future Yrs	Total
CMF	0	0	450,000	0	0	0	0	0	450,000
N/A	0	0	0	0	0	0	0	0	0
N/A	0	0	0	0	0	0	0	0	0
TOTAL	0	0	450,000	0	0	0	0	0	450,000

OPERATING BUDGET IMPACT	2022-23	2023-24	2024-25	2025-26	2026-27	Future Yrs	Total
	0	0	0	0	0	0	0

CITY OF PLANO

COMMUNITY INVESTMENT PROGRAM

Project Name: Parr Library Landscape and Irrigation Renovation
Project Number: 53392 **Start Date:** Oct. 2022
Description: **Completion Date:** Sep. 2024
 A construction project to renovate the landscape and irrigation at this facility.



EXPENDITURES	Prior Years	Re-Estimate	2022-23	2023-24	2024-25	2025-26	2026-27	Future Yrs	Total
Land	0	0	0	0	0	0	0	0	0
Design	0	0	0	0	0	0	0	0	0
Construction	0	0	375,000	0	0	0	0	0	375,000
Equipment	0	0	0	0	0	0	0	0	0
TOTAL	0	0	375,000	0	0	0	0	0	375,000
REVENUES	Prior Years	Re-Estimate	2022-23	2023-24	2024-25	2025-26	2026-27	Future Yrs	Total
CMF	0	0	375,000	0	0	0	0	0	375,000
N/A	0	0	0	0	0	0	0	0	0
N/A	0	0	0	0	0	0	0	0	0
TOTAL	0	0	375,000	0	0	0	0	0	375,000
OPERATING BUDGET IMPACT			2022-23	2023-24	2024-25	2025-26	2026-27	Future Yrs	Total
			0	0	0	0	0	0	0

CITY OF PLANO

COMMUNITY INVESTMENT PROGRAM

Project Name: Oak Point Nature Center Pond Level Control & Dechlorination

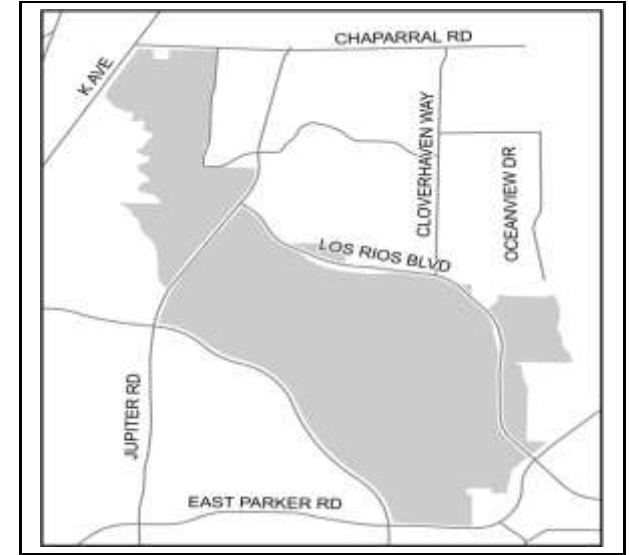
Project Number: 53393

Start Date: Oct. 2022

Description:

Completion Date: Sep. 2023

A project to design a system to control the pond level and dechlorinate added water when needed.



EXPENDITURES	Prior Years	Re-Estimate	2022-23	2023-24	2024-25	2025-26	2026-27	Future Yrs	Total
Land	0	0	0	0	0	0	0	0	0
Design	0	85,000	0	0	0	0	0	0	85,000
Construction	0	0	0	0	0	0	0	0	0
Equipment	0	0	0	0	0	0	0	0	0
TOTAL	0	85,000	0	0	0	0	0	0	85,000

REVENUES	Prior Years	Re-Estimate	2022-23	2023-24	2024-25	2025-26	2026-27	Future Yrs	Total
CMF	0	85,000	0	0	0	0	0	0	85,000
N/A	0	0	0	0	0	0	0	0	0
N/A	0	0	0	0	0	0	0	0	0
TOTAL	0	85,000	0	0	0	0	0	0	85,000

OPERATING BUDGET IMPACT	2022-23	2023-24	2024-25	2025-26	2026-27	Future Yrs	Total
	0	0	0	0	0	0	0

CITY OF PLANO

COMMUNITY INVESTMENT PROGRAM

Project Name: Plano Event Center Courtyard Renovation

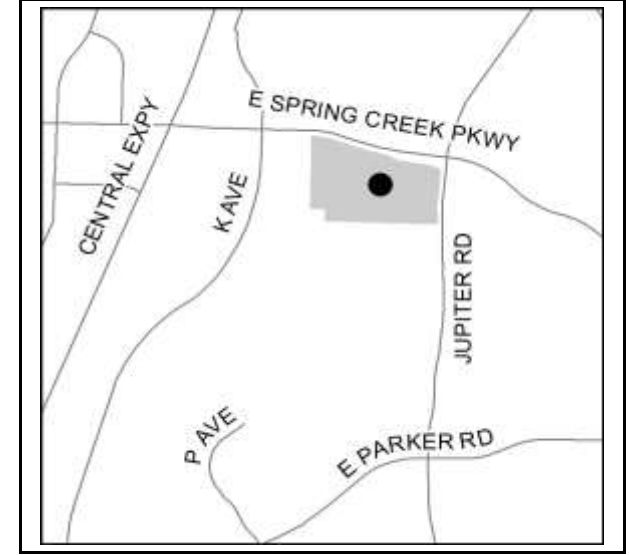
Project Number: 53394

Start Date: Oct. 2021

Description:

Completion Date: Sep. 2024

A construction project to renovate the outdoor courtyard at this facility and increase rental usage.



EXPENDITURES	Prior Years	Re-Estimate	2022-23	2023-24	2024-25	2025-26	2026-27	Future Yrs	Total
Land	0	0	0	0	0	0	0	0	0
Design	0	0	0	0	0	0	0	0	0
Construction	0	800,000	2,000,000	0	0	0	0	0	2,800,000
Equipment	0	0	0	0	0	0	0	0	0
TOTAL	0	800,000	2,000,000	0	0	0	0	0	2,800,000

REVENUES	Prior Years	Re-Estimate	2022-23	2023-24	2024-25	2025-26	2026-27	Future Yrs	Total
CMF	0	800,000	2,000,000	0	0	0	0	0	2,800,000
N/A	0	0	0	0	0	0	0	0	0
N/A	0	0	0	0	0	0	0	0	0
TOTAL	0	800,000	2,000,000	0	0	0	0	0	2,800,000

OPERATING BUDGET IMPACT	2022-23	2023-24	2024-25	2025-26	2026-27	Future Yrs	Total
	0	0	0	0	0	0	0

CITY OF PLANO

COMMUNITY INVESTMENT PROGRAM

Project Name: Plano Event Center Collinwood Room LED Lighting

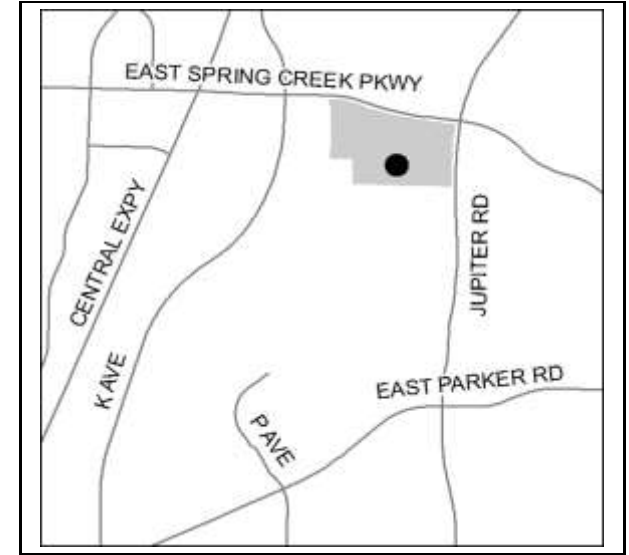
Project Number: 53395

Start Date: Oct. 2022

Description:

Completion Date: Sep. 2023

Renovations and enhancements to the facility to maintain current meeting, convention, trade show and social event business. Interior renovations include the kitchen and office space.



EXPENDITURES	Prior Years	Re-Estimate	2022-23	2023-24	2024-25	2025-26	2026-27	Future Yrs	Total
Land	0	0	0	0	0	0	0	0	0
Design	0	0	0	0	0	0	0	0	0
Construction	0	356,000	0	0	0	0	0	0	356,000
Equipment	0	0	0	0	0	0	0	0	0
TOTAL	0	356,000	0	0	0	0	0	0	356,000

REVENUES	Prior Years	Re-Estimate	2022-23	2023-24	2024-25	2025-26	2026-27	Future Yrs	Total
CMF	0	356,000	0	0	0	0	0	0	356,000
N/A	0	0	0	0	0	0	0	0	0
N/A	0	0	0	0	0	0	0	0	0
TOTAL	0	356,000	0	0	0	0	0	0	356,000

OPERATING BUDGET IMPACT	2022-23	2023-24	2024-25	2025-26	2026-27	Future Yrs	Total
	0	0	0	0	0	0	0

CITY OF PLANO

COMMUNITY INVESTMENT PROGRAM

Project Name: Bluebonnet Trail Drainage

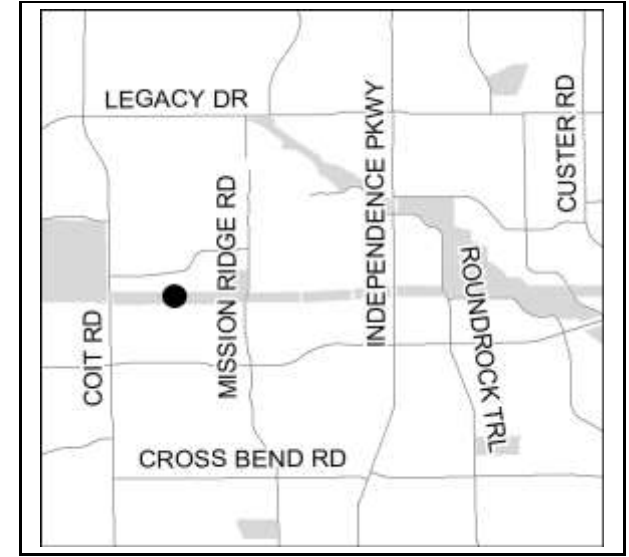
Project Number: 53396

Start Date: Oct. 2022

Description:

Completion Date: Sep. 2023

A project to evaluate drainage along Bluebonnet Trail east of Coit Road.



EXPENDITURES	Prior Years	Re-Estimate	2022-23	2023-24	2024-25	2025-26	2026-27	Future Yrs	Total
Land	0	0	0	0	0	0	0	0	0
Design	0	0	13,300	0	0	0	0	0	13,300
Construction	0	0	0	0	0	0	0	0	0
Equipment	0	0	0	0	0	0	0	0	0
TOTAL	0	0	13,300	0	0	0	0	0	13,300

REVENUES	Prior Years	Re-Estimate	2022-23	2023-24	2024-25	2025-26	2026-27	Future Yrs	Total
CMF	0	0	13,300	0	0	0	0	0	13,300
N/A	0	0	0	0	0	0	0	0	0
N/A	0	0	0	0	0	0	0	0	0
TOTAL	0	0	13,300	0	0	0	0	0	13,300

OPERATING BUDGET IMPACT	2022-23	2023-24	2024-25	2025-26	2026-27	Future Yrs	Total
	0	0	0	0	0	0	0

CITY OF PLANO

COMMUNITY INVESTMENT PROGRAM

Project Name: Plano Event Center Store Front Doors


Project Number: 53397

Start Date: Oct. 2021

Description:

Completion Date: Sep. 2023

Renovations and enhancements to the facility to maintain current meeting, convention, trade show and social event business. Interior renovations include the kitchen and office space.



EXPENDITURES	Prior Years	Re-Estimate	2022-23	2023-24	2024-25	2025-26	2026-27	Future Yrs	Total
Land	0	0	0	0	0	0	0	0	0
Design	0	45,134	0	0	0	0	0	0	45,134
Construction	0	877,866	0	0	0	0	0	0	877,866
Equipment	0	0	0	0	0	0	0	0	0
TOTAL	0	923,000	0	0	0	0	0	0	923,000

REVENUES	Prior Years	Re-Estimate	2022-23	2023-24	2024-25	2025-26	2026-27	Future Yrs	Total
CMF	0	923,000	0	0	0	0	0	0	923,000
N/A	0	0	0	0	0	0	0	0	0
N/A	0	0	0	0	0	0	0	0	0
TOTAL	0	923,000	0	0	0	0	0	0	923,000

OPERATING BUDGET IMPACT	2022-23	2023-24	2024-25	2025-26	2026-27	Future Yrs	Total
	0	0	0	0	0	0	0

CITY OF PLANO

COMMUNITY INVESTMENT PROGRAM

Project Name: Living Screen Replacements

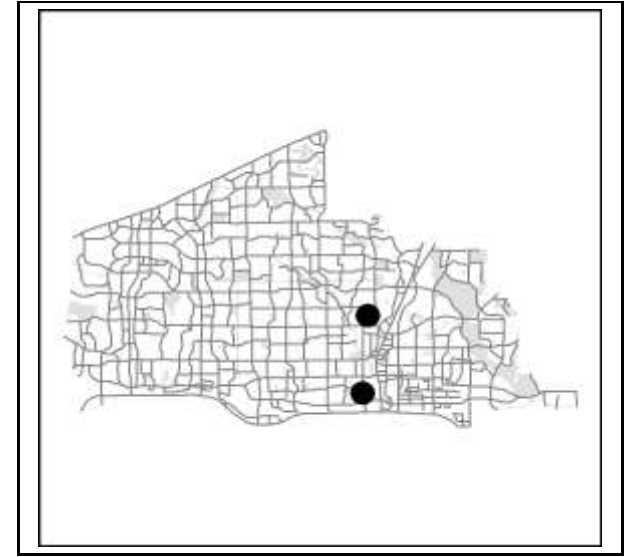
Project Number: 55501

Start Date: Oct. 2013

Description:

Completion Date: Sep. 2027

Replacement of right-of-way hedges that serve as screening as the need arises, especially following drought periods.



EXPENDITURES	Prior Years	Re-Estimate	2022-23	2023-24	2024-25	2025-26	2026-27	Future Yrs	Total
Land	0	0	0	0	0	0	0	0	0
Design	0	0	0	32,000	24,400	24,000	22,980	22,980	126,360
Construction	308,191	223,993	270	264,000	207,000	200,000	191,750	191,750	1,586,954
Equipment	541	0	0	0	0	0	0	0	541
TOTAL	308,732	223,993	270	296,000	231,400	224,000	214,730	214,730	1,713,855
REVENUES	Prior Years	Re-Estimate	2022-23	2023-24	2024-25	2025-26	2026-27	Future Yrs	Total
CMF	308,732	223,993	270	296,000	231,400	224,000	214,730	214,730	1,713,855
N/A	0	0	0	0	0	0	0	0	0
N/A	0	0	0	0	0	0	0	0	0
TOTAL	308,732	223,993	270	296,000	231,400	224,000	214,730	214,730	1,713,855
OPERATING BUDGET IMPACT			2022-23	2023-24	2024-25	2025-26	2026-27	Future Yrs	Total
			40,000	20,000	20,000	20,000	20,000	20,000	140,000

CITY OF PLANO

COMMUNITY INVESTMENT PROGRAM

Project Name: Custer Road Living Screen Replacement

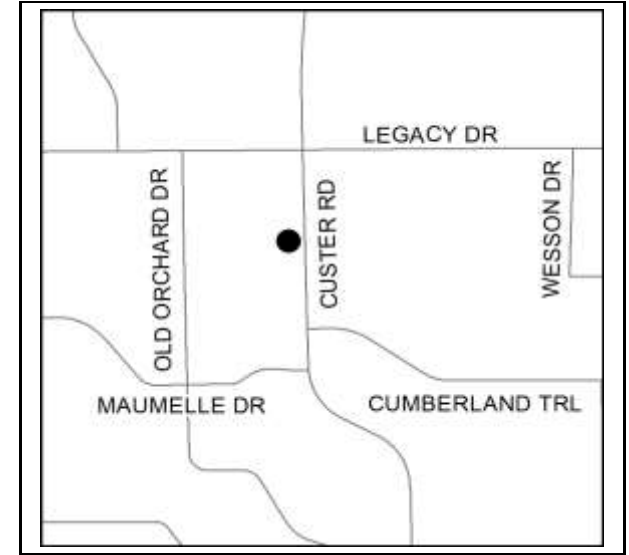
Project Number: 55503

Start Date: Oct. 2022

Description:

Completion Date: Sep. 2024

Remove and replace living screen and irrigation system along Custer Road between Winslow Drive and Glenmont Drive.



EXPENDITURES	Prior Years	Re-Estimate	2022-23	2023-24	2024-25	2025-26	2026-27	Future Yrs	Total
Land	0	0	0	0	0	0	0	0	0
Design	0	0	20,250	0	0	0	0	0	20,250
Construction	0	0	87,000	0	0	0	0	0	87,000
Equipment	0	0	0	0	0	0	0	0	0
TOTAL	0	0	107,250	0	0	0	0	0	107,250

REVENUES	Prior Years	Re-Estimate	2022-23	2023-24	2024-25	2025-26	2026-27	Future Yrs	Total
CMF	0	0	107,250	0	0	0	0	0	107,250
N/A	0	0	0	0	0	0	0	0	0
N/A	0	0	0	0	0	0	0	0	0
TOTAL	0	0	107,250	0	0	0	0	0	107,250

OPERATING BUDGET IMPACT	2022-23	2023-24	2024-25	2025-26	2026-27	Future Yrs	Total
	0	0	0	0	0	0	0

Facility Capital Maintenance Projects

Project		Prior Yrs	Re-Est	2022-23	2023-24	2024-25	2025-26	2026-27	Future	Total
54518	Access Control Systems	263,084	687,269	36,528	36,528	36,528	36,528	36,528	0	1,132,993
54521	Action Center & NPO Office Hardening	0	254,551	0	0	0	0	0	0	254,551
54425	Animal Shelter - Bldg. 30	2,671,957	188,845	40,000	0	450,000	0	205,720	0	3,556,522
54571	Animal Shelter Facility Improvements	0	0	293,920	0	0	0	0	0	293,920
54543	Animal Shelter Generator	0	74,660	0	0	0	0	0	0	74,660
54466	Asbestos Testing & Removal	133,943	64,659	40,000	40,000	40,000	40,000	40,000	0	398,602
54507	Backflow Prevention	112,327	62,624	0	0	0	0	0	0	174,951
54422	Carpenter Park Rec Center - Bldg. 63	1,306,847	636,163	0	200,000	150,000	125,000	205,000	0	2,623,010
54557	Carpenter Park Rec Ctr Generator	0	0	620,000	0	0	0	0	0	620,000
54512	Communications Radio Tower	0	0	0	0	20,000	67,000	0	0	87,000
54497	Courtyard Theater - Bldg. 47	1,096,709	90,026	155,000	0	0	200,000	0	0	1,541,735
54446	Cox Building	262,276	0	0	0	100,000	0	0	0	362,276
54469	Custer Pump Station - Bldg. 14	96,966	0	0	0	0	0	85,000	0	181,966
54493	Davis Library - Bldg. 89	482,367	323,896	50,000	0	300,000	0	12,000	0	1,168,263
54411	Day Labor Center - Bldg.78	108,089	69,500	0	11,400	0	0	25,000	0	213,989
54475	Doghouse/Dozier Radio Tower	26,390	0	0	10,000	0	50,000	0	0	86,390

	Project	Prior Yrs	Re-Est	2022-23	2023-24	2024-25	2025-26	2026-27	Future	Total
54436	Douglass Community Center - Bldg. 57	490,028	255,183	200,000	150,000	155,000	75,000	75,000	0	1,400,211
54528	Douglass Community Center ADA & Paint	0	100,000	0	0	0	0	0	0	100,000
54529	Douglass Community Center Roof	0	139,900	0	0	0	0	0	0	139,900
54498	Douglass Daycare - Bldg. 88	335,922	0	9,500	0	0	50,000	25,000	0	420,422
54438	Drinking Fountain Replacement	144,527	16,000	35,000	35,000	35,000	35,000	35,000	0	335,527
54495	Dublin Road Golf Shop-Bldg #55	29,201	0	0	0	0	45,000	0	0	74,201
54506	Elevator Maintenance & Repairs	0	7,485	0	0	0	0	0	0	7,485
54406	Emergency Operations Center - Bldg. 66	306,142	43,800	50,000	900,000	0	600,000	0	0	1,899,942
54541	Emergency Operations Center Data Air	0	455,200	0	0	0	0	0	0	455,200
54403	Energy Reduction	247,066	148,476	100,000	100,000	100,000	100,000	100,000	0	895,542
54409	Environmental Education Center	104,403	0	0	0	70,000	0	0	0	174,403
54430	Equipment & Fleet Services - Bldg. 04	1,625,364	231,783	0	0	0	20,000	75,000	0	1,952,147
54564	Equipment Services Generator	0	210,000	0	0	0	0	0	0	210,000
54445	Facilities Design Standards	253,252	103,048	0	0	0	0	0	0	356,300
54472	Facilities Maintenance - Bldg. 24	432,829	95,993	0	50,000	6,500	0	0	0	585,322
54530	Facilities Maintenance Generator	0	94,148	0	0	0	0	0	0	94,148
54401	Facility ADA Compliance	111,916	407,079	75,000	60,000	60,000	75,000	60,000	0	848,995

Project		Prior Yrs	Re-Est	2022-23	2023-24	2024-25	2025-26	2026-27	Future	Total
54404	Fire Logistics Warehouse	25,723	0	25,000	0	250,000	0	0	0	300,723
54478	Fire Station 1 - Bldg. 77	2,309,697	189,224	0	0	0	30,000	0	0	2,528,921
54420	Fire Station 2 - Bldg. 16	573,342	1,000	50,000	80,000	20,000	0	0	0	724,342
54405	Fire Station 3 - Bldg. 17	228,346	31,790	0	65,000	0	60,000	0	0	385,136
54415	Fire Station 4 - Bldg. 18	120,573	36,330	0	200,000	0	50,000	0	0	406,903
54447	Fire Station 5 - Bldg. 19	314,625	13,462	0	70,000	0	0	0	0	398,087
54467	Fire Station 7 - Bldg. 59	648,378	41,060	0	0	25,000	170,000	350,000	0	1,234,438
54487	Fire Station 8 - Bldg. 79	342,905	93,742	0	0	0	0	0	0	436,647
54491	Fire Station 9 - Bldg. 90	328,492	15,043	20,000	0	0	0	0	0	363,535
54481	Fire Station 10 - Bldg. 94	380,033	19,962	20,000	135,000	0	15,000	100,000	0	669,995
54548	Fire Station 10 Generator	0	40,113	0	0	0	0	0	0	40,113
54407	Fire Station 11	27,205	8,217	0	110,000	100,000	390,000	491,000	0	1,126,422
54542	Fire Station 11 Generator	0	21,783	170,000	0	0	0	0	0	191,783
54510	Fire Station 12	50,825	27,680	0	0	118,000	80,000	200,000	0	476,505
54532	Fire Station 12 Generator	0	21,620	0	0	0	0	0	0	21,620
54531	Fire Station 12 VRF A/C System	0	209,020	0	0	0	0	0	0	209,020
54513	Fire Station 13 - Bldg. 101	113,409	24,360	0	0	0	152,000	0	0	289,769

Project		Prior Yrs	Re-Est	2022-23	2023-24	2024-25	2025-26	2026-27	Future	Total
54533	Fire Station 13 Daiken System	0	209,020	0	0	0	0	0	0	209,020
54534	Fire Station 13 Generator	0	21,620	0	0	0	0	0	0	21,620
54550	Fire Station 3 Generator	0	133,490	0	0	0	0	0	0	133,490
54540	Fire Station 4 Generator	0	49,470	0	0	0	0	0	0	49,470
54539	Fire Station 4 Restrooms/Gates/Cabinets	0	0	593,201	0	0	0	0	0	593,201
54552	Fire Station 5 Generator	0	35,238	0	0	0	0	0	0	35,238
54448	Fire Station 6 - Bldg	259,066	91,171	60,000	35,000	0	0	0	0	445,237
54553	Fire Station 7 Generator	0	276,648	0	0	0	0	0	0	276,648
54554	Fire Station 8 Generator	0	146,896	0	0	0	0	0	0	146,896
54549	Fire Station 9 Generator	0	31,312	0	0	0	0	0	0	31,312
54523	Fire Stations & Facilities	0	0	325,000	0	0	0	0	0	325,000
54537	Fire Training Center Generator	0	0	360,000	0	0	0	0	0	360,000
54431	Fluorescent Lighting	83,058	100,000	0	0	0	0	0	0	183,058
54461	Furniture Replacement	208,384	194,366	1,700,000	200,000	200,000	200,000	200,000	0	2,902,750
54427	Haggard Library - Bldg. 60	881,515	119,822	0	145,000	700,000	0	300,000	0	2,146,337
54572	Haggard Library Entryway	0	90,000	0	0	0	0	0	0	90,000
54535	Haggard Library HVAC / VAV	0	313,200	0	0	0	0	0	0	313,200

	Project	Prior Yrs	Re-Est	2022-23	2023-24	2024-25	2025-26	2026-27	Future	Total
54440	Harrington Library - Bldg. 10	842,585	708,340	60,000	0	0	0	0	0	1,610,925
54441	Interurban Station Museum - Bldg. 61	218,983	109,627	0	0	0	0	0	0	328,610
54416	Jack Carter Pool Improvements	193,054	10,500	0	0	0	0	0	0	203,554
54408	Joint Use Facility - Bldg. 52	301,386	1,931,870	100,000	0	700,000	16,000	0	0	3,049,256
54558	Joint Use Facility Generator	0	0	260,000	0	0	0	0	0	260,000
54519	Legacy Town Ctr PD Substation	13,970	0	0	0	0	0	28,500	0	42,470
54479	Liberty Recreation Center - Bldg. 45	1,338,486	115,750	0	0	0	4,000	0	0	1,458,236
54538	Liberty Recreation Center Muscle Beach	0	205,130	0	0	0	0	0	0	205,130
54509	Mapleshade Lift Station	33,100	0	0	30,000	0	0	0	0	63,100
54522	Melissa Compost Facility - Building 53	0	0	0	0	0	0	1,000	0	1,000
54474	Mold Testing & Removal	232,313	10,795	47,000	47,000	47,000	47,000	47,000	0	478,108
54424	Municipal Center - Bldg. 71	12,572,684	357,654	509,873	2,035,000	217,000	940,000	75,000	0	16,707,211
54527	Municipal Center Cooling Tower	0	365,200	0	0	0	0	0	0	365,200
54559	Municipal Center Generator	0	0	370,000	0	0	0	0	0	370,000
54511	N Avenue Radio Tower	9,220	25,087	0	0	60,000	29,500	0	0	123,807
54500	Northwest Police Substation	0	94,688	9,500	0	0	50,000	25,000	0	179,188
54536	NW PD Substation & EOC Vehicle Canopies	0	1,786,000	0	0	0	0	0	0	1,786,000

	Project	Prior Yrs	Re-Est	2022-23	2023-24	2024-25	2025-26	2026-27	Future	Total
54505	Oak Point Nature & Retreat Center	56,022	9,978	0	0	0	100,000	0	0	166,000
54556	Oak Point Nature & Retreat Center Tower Leak	0	143,700	0	0	0	0	0	0	143,700
54488	Oak Point Rec Center - Bldg. 92	5,689,928	271,840	230,000	0	160,000	150,000	230,000	0	6,731,768
54560	Oak Point Rec Center Generator	0	0	700,000	0	0	0	0	0	700,000
54504	Pandemic Response	10,217	9,262	0	0	0	0	0	0	19,479
54484	Parkway Operations - Bldg. 74	1,320,304	1,016,648	0	0	0	80,000	0	0	2,416,952
54555	Parkway Operations Generator	0	206,216	0	0	0	0	0	0	206,216
54490	Parkway Parks Maintenance - Bldg 06	151,798	1,000	0	15,000	0	60,000	0	0	227,798
54477	Parkway Radio Tower	23,445	13,000	0	0	0	0	0	0	36,445
54561	Parkway Radio Tower Generator	0	0	170,000	0	0	0	0	0	170,000
54483	Parr Library - Bldg. 97	517,318	0	80,000	0	200,000	0	400,000	0	1,197,318
54463	Pecan Hollow Clubhouse	337,868	27,360	110,000	0	0	173,000	65,000	0	713,228
54426	Plano Aquatic Center - Bldg. 25	1,472,390	15,696	0	0	0	0	0	0	1,488,086
54423	Plano Event Center - Bldg. 62	2,381,022	1,061,154	250,000	700,000	250,000	110,000	0	0	4,752,176
54526	Plano Event Center Generators	0	421,374	800,000	0	0	0	0	0	1,221,374
54525	Plano Event Center HVAC Phase III	0	792,400	0	0	0	0	0	0	792,400
54524	Plano Event Center HVAC Phase I&II	0	807,484	0	0	0	0	0	0	807,484

	Project	Prior Yrs	Re-Est	2022-23	2023-24	2024-25	2025-26	2026-27	Future	Total
54458	Police Central - Bldg. 05	1,807,483	409,912	715,000	0	0	0	900,000	0	3,832,395
54545	Police Central Generator	0	0	180,000	0	0	0	0	0	180,000
54544	Police Central Toler Room Reno & Foundation	0	1,421,815	0	0	0	0	0	0	1,421,815
54485	Police Gun Range - Bldg. 86	408,855	5,500	0	0	0	0	0	0	414,355
54451	Police Storefront - Bldg 81	187	9,150	0	0	0	0	0	0	9,337
54429	Police Training Center - Bldg. 70	534,188	208,091	50,000	0	175,000	500,000	0	0	1,467,279
54402	Radio Maintenance Building	19,129	0	0	0	12,000	30,000	0	0	61,129
54437	Reuse Center - Building 69	0	0	0	0	0	0	7,500	0	7,500
54459	Ridgeview Pump Station - Bldg. 73	402,956	86,988	45,000	345,000	0	0	0	0	879,944
54546	Ridgeview Pump Station Generator	0	3,200,000	0	0	0	0	0	0	3,200,000
54515	Ridgeview Radio Tower	1,687	25,313	0	0	0	12,500	0	0	39,500
54492	Robinson Justice Center - Bldg. 82	2,545,142	124,234	20,000	0	400,000	770,000	85,000	0	3,944,376
54471	Rowlinson Natatorium - Bldg. 27	1,506,522	2,500	0	0	0	0	0	0	1,509,022
54502	Saigling House	1,856,786	0	0	0	0	0	110,000	0	1,966,786
54482	Sam Johnson Recreation Center - Bldg. 93	2,343,629	64,768	250,000	0	0	335,000	100,000	0	3,093,397
54432	Schimelpfenig Library - Bldg. 09	1,803,534	113,979	0	0	600,000	82,500	40,000	0	2,640,013
54551	Schimelpfenig Library Dumpster Enclosure	0	48,450	0	0	0	0	0	0	48,450

	Project	Prior Yrs	Re-Est	2022-23	2023-24	2024-25	2025-26	2026-27	Future	Total
54476	Schoolhouse Radio Tower	19,874	9,682	0	0	0	22,000	0	0	51,556
54547	Schoolhouse Radio Tower Generator	0	0	170,000	0	0	0	0	0	170,000
54470	Shiloh Pump Station - Bldg. 12	2,022	0	0	35,000	0	0	0	0	37,022
54563	Shiloh Pump Station Generator	0	350,000	0	0	0	0	0	0	350,000
54465	Stadium Pump Station - Bldg. 13	226,406	108,669	0	0	0	145,000	0	0	480,075
54494	Technology Services Building - Bldg. 03	2,385,240	60,375	150,000	0	0	0	150,000	0	2,745,615
54562	Tom Muchlenbeck Rec Center Generator	0	0	1,200,000	0	0	0	0	0	1,200,000
54435	Tom Muchlenbeck Recreation Center - Bldg. 50	2,558,535	54,533	98,000	0	26,000	176,000	0	0	2,913,068
54418	Warehouse - Bldg. 68	659,861	35,000	0	0	0	50,000	225,000	0	969,861
	TOTAL	64,335,310	24,223,659	11,602,522	5,839,928	5,783,028	6,548,028	5,109,248	0	123,441,723

CITY OF PLANO

COMMUNITY INVESTMENT PROGRAM

Project Name: Access Control Systems

Project Number: 54518

Start Date: Oct. 2017

Description:

Completion Date: Sep. 2027

Upgrade Access Control Systems at various City of Plano facilities.

2021-22: Card Reader boards & software



EXPENDITURES	Prior Years	Re-Estimate	2022-23	2023-24	2024-25	2025-26	2026-27	Future Yrs	Total
Land	0	0	0	0	0	0	0	0	0
Design	4,130	0	0	0	0	0	0	0	4,130
Construction	258,954	687,269	0	0	0	0	0	0	946,223
Equipment	0	0	36,528	36,528	36,528	36,528	36,528	0	182,640
TOTAL	263,084	687,269	36,528	36,528	36,528	36,528	36,528	0	1,132,993
REVENUES	Prior Years	Re-Estimate	2022-23	2023-24	2024-25	2025-26	2026-27	Future Yrs	Total
CMF	263,084	687,269	36,528	36,528	36,528	36,528	36,528	0	1,132,993
N/A	0	0	0	0	0	0	0	0	0
N/A	0	0	0	0	0	0	0	0	0
TOTAL	263,084	687,269	36,528	36,528	36,528	36,528	36,528	0	1,132,993
OPERATING BUDGET IMPACT			2022-23	2023-24	2024-25	2025-26	2026-27	Future Yrs	Total
			0	0	0	0	0	0	0

CITY OF PLANO

COMMUNITY INVESTMENT PROGRAM

Project Name: Action Center & NPO Office Hardening

Project Number: 54521

Start Date: Oct. 2021

Description:

Completion Date: Sep. 2022

Installation of protective material at the Municipal Center main reception desk and Neighborhood Police Office.



EXPENDITURES	Prior Years	Re-Estimate	2022-23	2023-24	2024-25	2025-26	2026-27	Future Yrs	Total
Land	0	0	0	0	0	0	0	0	0
Design	0	0	0	0	0	0	0	0	0
Construction	0	254,551	0	0	0	0	0	0	254,551
Equipment	0	0	0	0	0	0	0	0	0
TOTAL	0	254,551	0	0	0	0	0	0	254,551

REVENUES	Prior Years	Re-Estimate	2022-23	2023-24	2024-25	2025-26	2026-27	Future Yrs	Total
CMF	0	254,551	0	0	0	0	0	0	254,551
N/A	0	0	0	0	0	0	0	0	0
N/A	0	0	0	0	0	0	0	0	0
TOTAL	0	254,551	0	0	0	0	0	0	254,551

OPERATING BUDGET IMPACT	2022-23	2023-24	2024-25	2025-26	2026-27	Future Yrs	Total
	0	0	0	0	0	0	0

CITY OF PLANO

COMMUNITY INVESTMENT PROGRAM

Project Name: Animal Shelter - Bldg. 30

Project Number: 54425

Start Date: Oct. 2012

Description:

Completion Date: Sep. 2027

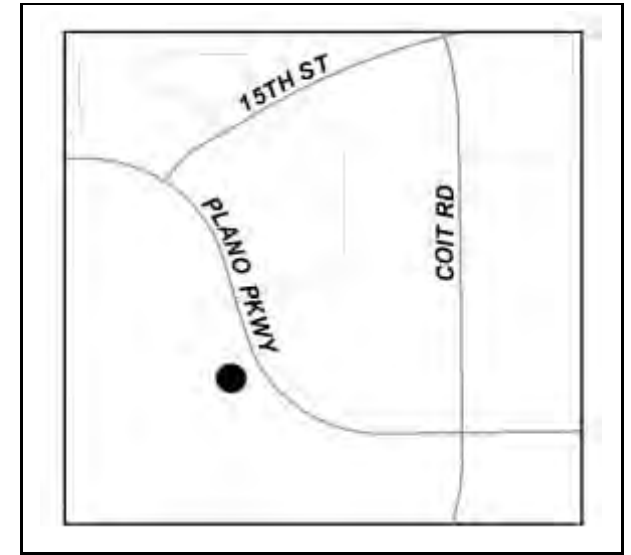
Routine repair and maintenance of facility located at 4028 West Plano Parkway that was built in 2003 and upgraded in 2008. The shelter currently covers approximately 20,000 square feet.

2021-22: 150 kW diesel generator & ATS (CMF 54543); Replacement of cages - \$35,074

2022-23: Hot Water Heater Replacement - \$35K; Replace kennel doors & cat condos, Enclose sallyport area & Repair outdoor kennel runs (CMF 54571)

2024-25: Interior & Exterior Paint - \$200K; Replace folding partition wall - \$100K, Replace VCT Tile - \$150K

2026-27: Replace Sprinkler Heads - \$205,720



EXPENDITURES	Prior Years	Re-Estimate	2022-23	2023-24	2024-25	2025-26	2026-27	Future Yrs	Total
Land	0	0	0	0	0	0	0	0	0
Design	174,862	0	0	0	0	0	0	0	174,862
Construction	2,201,067	5,040	5,000	0	450,000	0	205,720	0	2,866,827
Equipment	296,028	183,805	35,000	0	0	0	0	0	514,833
TOTAL	2,671,957	188,845	40,000	0	450,000	0	205,720	0	3,556,522

REVENUES	Prior Years	Re-Estimate	2022-23	2023-24	2024-25	2025-26	2026-27	Future Yrs	Total
CMF	2,520,707	188,845	40,000	0	450,000	0	205,720	0	3,405,272
Insurance Rece	151,250	0	0	0	0	0	0	0	151,250
N/A	0	0	0	0	0	0	0	0	0
TOTAL	2,671,957	188,845	40,000	0	450,000	0	205,720	0	3,556,522

OPERATING BUDGET IMPACT	2022-23	2023-24	2024-25	2025-26	2026-27	Future Yrs	Total
	0	0	0	0	0	0	0

CITY OF PLANO

COMMUNITY INVESTMENT PROGRAM

Project Name: Animal Shelter Facility Improvements

Project Number: 54571

Start Date: Oct. 2022

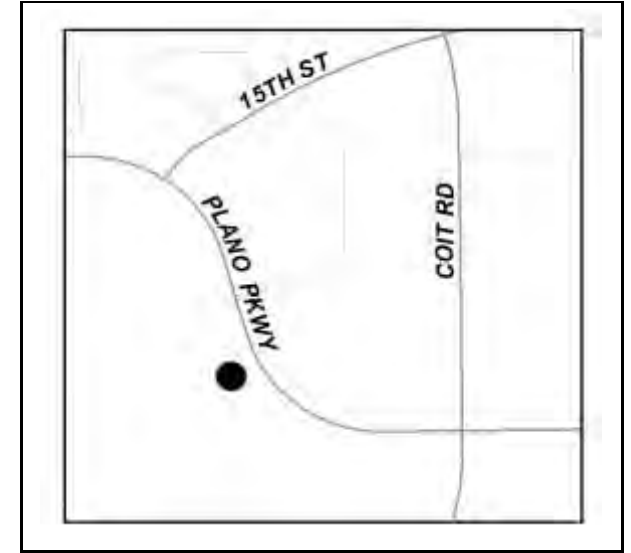
Description:

Completion Date: Sep. 2024

Replace kennel doors & cat condos, Enclose sallyport area, &; Repair outdoor kennel runs Routine at the facility located at 4028 West Plano Parkway

Project Number TBD

(CMF parent account 54471)



EXPENDITURES	Prior Years	Re-Estimate	2022-23	2023-24	2024-25	2025-26	2026-27	Future Yrs	Total
Land	0	0	0	0	0	0	0	0	0
Design	0	0	0	0	0	0	0	0	0
Construction	0	0	293,920	0	0	0	0	0	293,920
Equipment	0	0	0	0	0	0	0	0	0
TOTAL	0	0	293,920	0	0	0	0	0	293,920

REVENUES	Prior Years	Re-Estimate	2022-23	2023-24	2024-25	2025-26	2026-27	Future Yrs	Total
CMF	0	0	293,920	0	0	0	0	0	293,920
N/A	0	0	0	0	0	0	0	0	0
N/A	0	0	0	0	0	0	0	0	0
TOTAL	0	0	293,920	0	0	0	0	0	293,920

OPERATING BUDGET IMPACT	2022-23	2023-24	2024-25	2025-26	2026-27	Future Yrs	Total
	0	0	0	0	0	0	0

CITY OF PLANO

COMMUNITY INVESTMENT PROGRAM

Project Name: Animal Shelter Generator

Project Number: 54543

Start Date: Oct. 2021

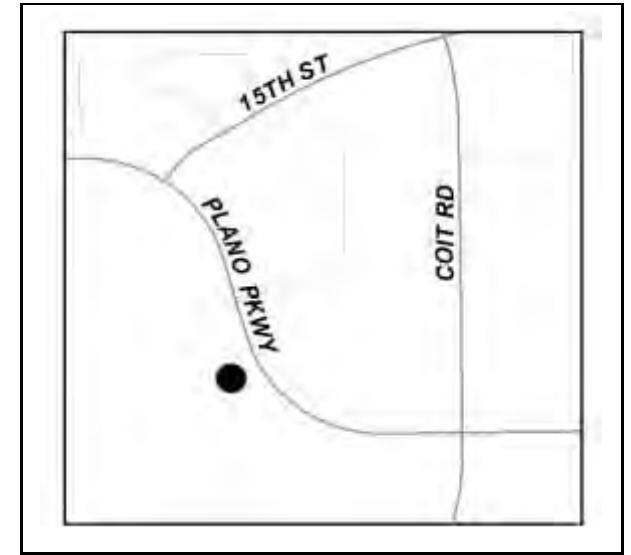
Description:

Completion Date: Sep. 2024

Installation of 150 kW diesel generator & ATS at facility located at 4028 West Plano Parkway.

Project Number 7437

(CMF parent account 54425)



EXPENDITURES	Prior Years	Re-Estimate	2022-23	2023-24	2024-25	2025-26	2026-27	Future Yrs	Total
Land	0	0	0	0	0	0	0	0	0
Design	0	0	0	0	0	0	0	0	0
Construction	0	74,660	0	0	0	0	0	0	74,660
Equipment	0	0	0	0	0	0	0	0	0
TOTAL	0	74,660	0	0	0	0	0	0	74,660

REVENUES	Prior Years	Re-Estimate	2022-23	2023-24	2024-25	2025-26	2026-27	Future Yrs	Total
CMF	0	74,660	0	0	0	0	0	0	74,660
N/A	0	0	0	0	0	0	0	0	0
N/A	0	0	0	0	0	0	0	0	0
TOTAL	0	74,660	0	0	0	0	0	0	74,660

OPERATING BUDGET IMPACT	2022-23	2023-24	2024-25	2025-26	2026-27	Future Yrs	Total
	0	0	0	0	0	0	0

CITY OF PLANO

COMMUNITY INVESTMENT PROGRAM

Project Name: Asbestos Testing & Removal

Project Number: 54466

Start Date: Oct. 2012

Description:

Completion Date: Sep. 2027

Annual asbestos testing, inspection and removal as required in various buildings to meet State requirements.



EXPENDITURES	Prior Years	Re-Estimate	2022-23	2023-24	2024-25	2025-26	2026-27	Future Yrs	Total
Land	0	0	0	0	0	0	0	0	0
Design	81,958	0	0	0	0	0	0	0	81,958
Construction	50,931	64,659	40,000	40,000	40,000	40,000	40,000	0	315,590
Equipment	1,054	0	0	0	0	0	0	0	1,054
TOTAL	133,943	64,659	40,000	40,000	40,000	40,000	40,000	0	398,602

REVENUES	Prior Years	Re-Estimate	2022-23	2023-24	2024-25	2025-26	2026-27	Future Yrs	Total
CMF	133,943	64,659	40,000	40,000	40,000	40,000	40,000	0	398,602
N/A	0	0	0	0	0	0	0	0	0
N/A	0	0	0	0	0	0	0	0	0
TOTAL	133,943	64,659	40,000	40,000	40,000	40,000	40,000	0	398,602

OPERATING BUDGET IMPACT	2022-23	2023-24	2024-25	2025-26	2026-27	Future Yrs	Total
	0	0	0	0	0	0	0

CITY OF PLANO

COMMUNITY INVESTMENT PROGRAM

Project Name: Backflow Prevention

Project Number: 54507

Start Date: Oct. 2013

Description:

Completion Date: Sep. 2022

Install backflow valves to various building fire sprinklers.



EXPENDITURES	Prior Years	Re-Estimate	2022-23	2023-24	2024-25	2025-26	2026-27	Future Yrs	Total
Land	0	0	0	0	0	0	0	0	0
Design	2,922	0	0	0	0	0	0	0	2,922
Construction	103,269	62,624	0	0	0	0	0	0	165,893
Equipment	6,136	0	0	0	0	0	0	0	6,136
TOTAL	112,327	62,624	0	0	0	0	0	0	174,951

REVENUES	Prior Years	Re-Estimate	2022-23	2023-24	2024-25	2025-26	2026-27	Future Yrs	Total
CMF	112,327	62,624	0	0	0	0	0	0	174,951
N/A	0	0	0	0	0	0	0	0	0
N/A	0	0	0	0	0	0	0	0	0
TOTAL	112,327	62,624	0	0	0	0	0	0	174,951

OPERATING BUDGET IMPACT	2022-23	2023-24	2024-25	2025-26	2026-27	Future Yrs	Total
	0	0	0	0	0	0	0

CITY OF PLANO

COMMUNITY INVESTMENT PROGRAM

Project Name: Carpenter Park Rec Center - Bldg. 63

Project Number: 54422

Start Date: Oct. 2012

Description:

Completion Date: Sep. 2027

Routine repair and maintenance of facility located at 6701 Coit Road that was constructed in 1990 and upgraded in 2011. The center has 63,340 square feet of floor space.

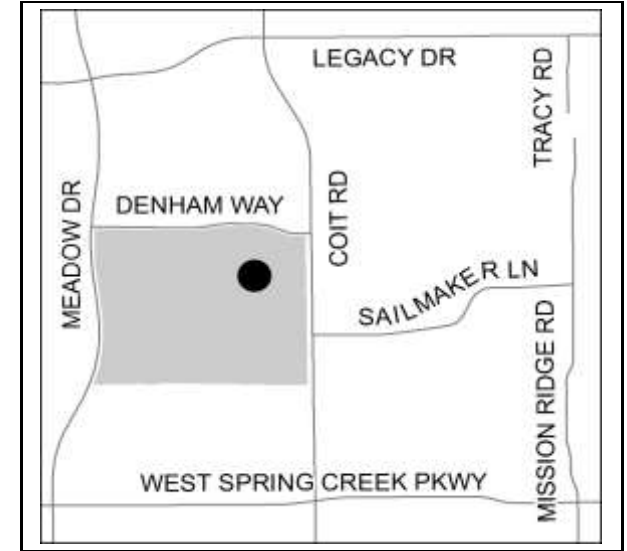
2022-23: 6000 kW diesel generator (CMF 54557)

2023-24: Interior Paint - \$200K

2024-25: Replace Running Tack - \$150

2025-26: Replace gym floors - \$125K

2026-27: Replace carpet - \$90K; Interior Paint - \$95K; Replace LVT in Game Room - \$20K



EXPENDITURES	Prior Years	Re-Estimate	2022-23	2023-24	2024-25	2025-26	2026-27	Future Yrs	Total
Land	0	0	0	0	0	0	0	0	0
Design	34,333	17,500	0	0	0	0	0	0	51,833
Construction	929,869	618,663	0	200,000	150,000	125,000	205,000	0	2,228,532
Equipment	342,645	0	0	0	0	0	0	0	342,645
TOTAL	1,306,847	636,163	0	200,000	150,000	125,000	205,000	0	2,623,010
REVENUES	Prior Years	Re-Estimate	2022-23	2023-24	2024-25	2025-26	2026-27	Future Yrs	Total
CMF	1,306,847	636,163	0	200,000	150,000	125,000	205,000	0	2,623,010
N/A	0	0	0	0	0	0	0	0	0
N/A	0	0	0	0	0	0	0	0	0
TOTAL	1,306,847	636,163	0	200,000	150,000	125,000	205,000	0	2,623,010
OPERATING BUDGET IMPACT			2022-23	2023-24	2024-25	2025-26	2026-27	Future Yrs	Total
			0	0	0	0	0	0	0

CITY OF PLANO

COMMUNITY INVESTMENT PROGRAM

Project Name: Carpenter Park Rec Ctr Generator

Project Number: 54557

Start Date: Oct. 2022

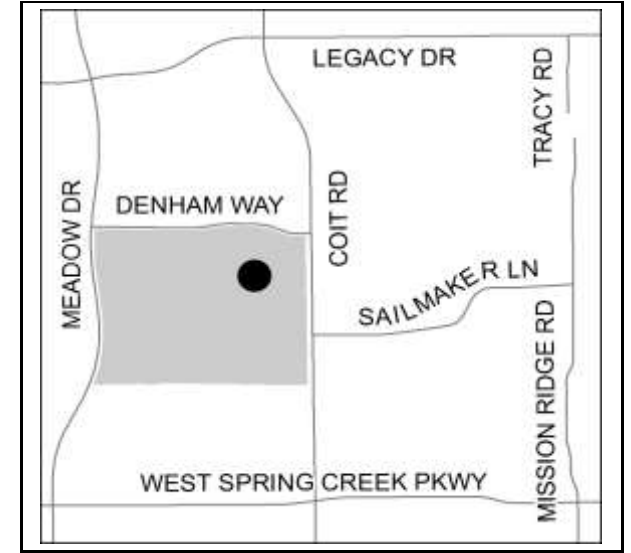
Description:

Completion Date: Sep. 2024

Install 6000 kW diesel generator at the facility located at 6701 Coit Road.

Project Number TBD

(CMF parent account 54422)



EXPENDITURES	Prior Years	Re-Estimate	2022-23	2023-24	2024-25	2025-26	2026-27	Future Yrs	Total
Land	0	0	0	0	0	0	0	0	0
Design	0	0	0	0	0	0	0	0	0
Construction	0	0	620,000	0	0	0	0	0	620,000
Equipment	0	0	0	0	0	0	0	0	0
TOTAL	0	0	620,000	0	0	0	0	0	620,000
REVENUES	Prior Years	Re-Estimate	2022-23	2023-24	2024-25	2025-26	2026-27	Future Yrs	Total
CMF	0	0	620,000	0	0	0	0	0	620,000
N/A	0	0	0	0	0	0	0	0	0
N/A	0	0	0	0	0	0	0	0	0
TOTAL	0	0	620,000	0	0	0	0	0	620,000
OPERATING BUDGET IMPACT			2022-23	2023-24	2024-25	2025-26	2026-27	Future Yrs	Total
			0	0	0	0	0	0	0

CITY OF PLANO

COMMUNITY INVESTMENT PROGRAM

Project Name: Communications Radio Tower

Project Number: 54512

Start Date: Oct. 2024

Description:

Completion Date: Sep. 2026

Routine repair and maintenance of radio tower located at 1115 E. 15th Street.

2024-25: Replace A/C Units - \$20K

2025-26: Replace roof - \$22K; Replace UPS - \$45K



EXPENDITURES	Prior Years	Re-Estimate	2022-23	2023-24	2024-25	2025-26	2026-27	Future Yrs	Total
Land	0	0	0	0	0	0	0	0	0
Design	0	0	0	0	0	0	0	0	0
Construction	0	0	0	0	0	67,000	0	0	67,000
Equipment	0	0	0	0	20,000	0	0	0	20,000
TOTAL	0	0	0	0	20,000	67,000	0	0	87,000
REVENUES	Prior Years	Re-Estimate	2022-23	2023-24	2024-25	2025-26	2026-27	Future Yrs	Total
CMF	0	0	0	0	20,000	67,000	0	0	87,000
N/A	0	0	0	0	0	0	0	0	0
N/A	0	0	0	0	0	0	0	0	0
TOTAL	0	0	0	0	20,000	67,000	0	0	87,000
OPERATING BUDGET IMPACT			2022-23	2023-24	2024-25	2025-26	2026-27	Future Yrs	Total
			0	0	0	0	0	0	0

CITY OF PLANO

COMMUNITY INVESTMENT PROGRAM

Project Name: Courtyard Theater - Bldg. 47

Project Number: 54497

Start Date: Oct. 2012

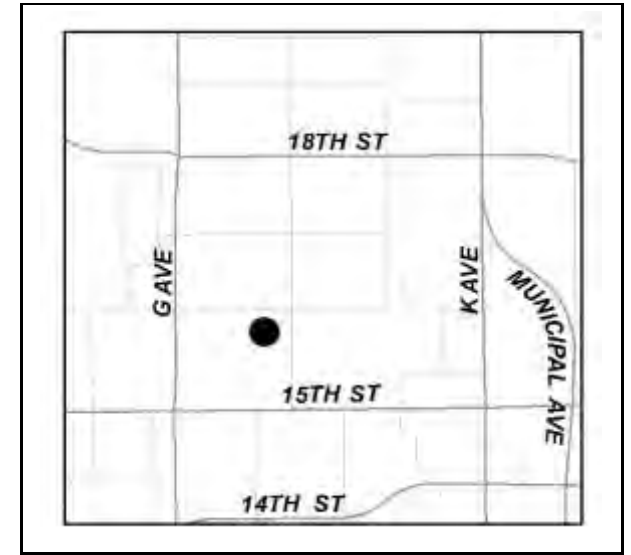
Description:

Completion Date: Sep. 2026

Routine repair and maintenance of facility located at 1517 H Avenue that was built in 1932 and renovated to a theater in 2002 covering 16,193 square feet.

2022-23: New Carpet & fabric-wrapped panels - \$85K; Interior Paint - \$50K; Upgrade Controls - \$20K

2025-26: Auditorium seat replacement - \$200K



EXPENDITURES	Prior Years	Re-Estimate	2022-23	2023-24	2024-25	2025-26	2026-27	Future Yrs	Total
Land	0	0	0	0	0	0	0	0	0
Design	70,833	0	0	0	0	0	0	0	70,833
Construction	983,803	90,026	155,000	0	0	200,000	0	0	1,428,829
Equipment	42,073	0	0	0	0	0	0	0	42,073
TOTAL	1,096,709	90,026	155,000	0	0	200,000	0	0	1,541,735
REVENUES	Prior Years	Re-Estimate	2022-23	2023-24	2024-25	2025-26	2026-27	Future Yrs	Total
CMF	1,096,709	90,026	155,000	0	0	200,000	0	0	1,541,735
N/A	0	0	0	0	0	0	0	0	0
N/A	0	0	0	0	0	0	0	0	0
TOTAL	1,096,709	90,026	155,000	0	0	200,000	0	0	1,541,735
OPERATING BUDGET IMPACT			2022-23	2023-24	2024-25	2025-26	2026-27	Future Yrs	Total
			0	0	0	0	0	0	0

CITY OF PLANO

COMMUNITY INVESTMENT PROGRAM

Project Name: Cox Building

Project Number: 54446

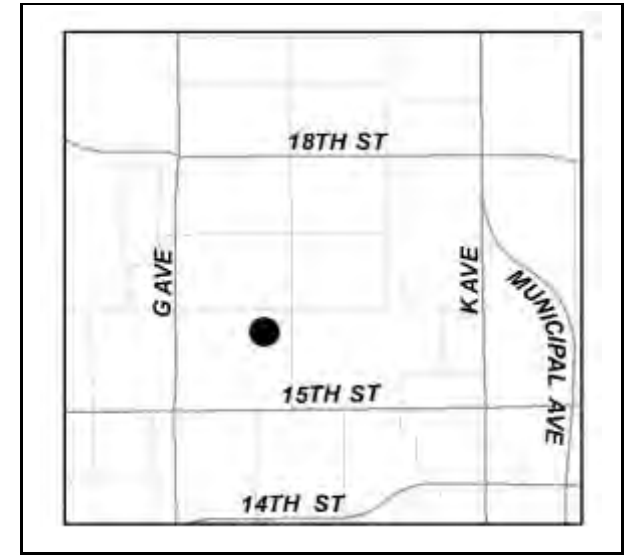
Start Date: Oct. 2014

Description:

Completion Date: Sep. 2026

Routine repair and maintenance of City facility located at 1517 H Avenue.

2024-25: Replace Seating, Platform Supports & Guardrails - \$100K



EXPENDITURES	Prior Years	Re-Estimate	2022-23	2023-24	2024-25	2025-26	2026-27	Future Yrs	Total
Land	0	0	0	0	0	0	0	0	0
Design	0	0	0	0	0	0	0	0	0
Construction	262,276	0	0	0	100,000	0	0	0	362,276
Equipment	0	0	0	0	0	0	0	0	0
TOTAL	262,276	0	0	0	100,000	0	0	0	362,276

REVENUES	Prior Years	Re-Estimate	2022-23	2023-24	2024-25	2025-26	2026-27	Future Yrs	Total
CMF	262,276	0	0	0	100,000	0	0	0	362,276
N/A	0	0	0	0	0	0	0	0	0
N/A	0	0	0	0	0	0	0	0	0
TOTAL	262,276	0	0	0	100,000	0	0	0	362,276

OPERATING BUDGET IMPACT	2022-23	2023-24	2024-25	2025-26	2026-27	Future Yrs	Total
	0	0	0	0	0	0	0

CITY OF PLANO

COMMUNITY INVESTMENT PROGRAM

Project Name: Custer Pump Station - Bldg. 14

Project Number: 54469

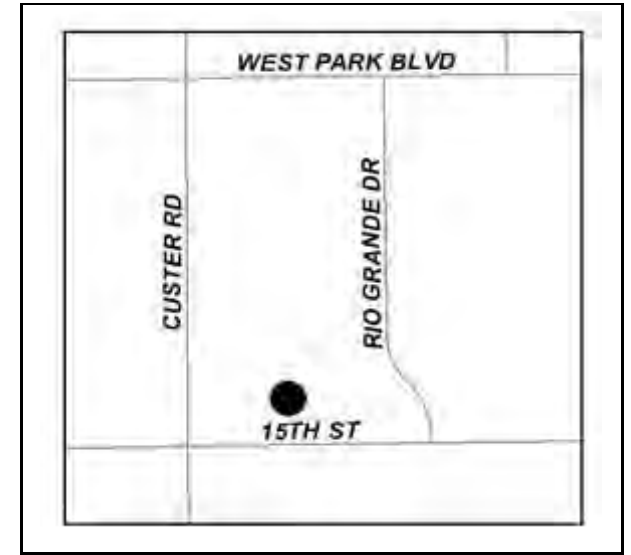
Start Date: Oct. 2012

Description:

Completion Date: Sep. 2027

Routine repair and maintenance of facility located at 1001 West 15th Street that was built in 1990 and covers 4,956 square feet.

2026-27: Replace Split System & Heaters - \$85K



EXPENDITURES	Prior Years	Re-Estimate	2022-23	2023-24	2024-25	2025-26	2026-27	Future Yrs	Total
Land	0	0	0	0	0	0	0	0	0
Design	11,946	0	0	0	0	0	0	0	11,946
Construction	69,741	0	0	0	0	0	0	0	69,741
Equipment	15,279	0	0	0	0	0	85,000	0	100,279
TOTAL	96,966	0	0	0	0	0	85,000	0	181,966

REVENUES	Prior Years	Re-Estimate	2022-23	2023-24	2024-25	2025-26	2026-27	Future Yrs	Total
CMF	96,966	0	0	0	0	0	85,000	0	181,966
N/A	0	0	0	0	0	0	0	0	0
N/A	0	0	0	0	0	0	0	0	0
TOTAL	96,966	0	0	0	0	0	85,000	0	181,966

OPERATING BUDGET IMPACT	2022-23	2023-24	2024-25	2025-26	2026-27	Future Yrs	Total
	0	0	0	0	0	0	0

CITY OF PLANO

COMMUNITY INVESTMENT PROGRAM

Project Name: Davis Library - Bldg. 89

Project Number: 54493

Start Date: Oct. 2012

Description:

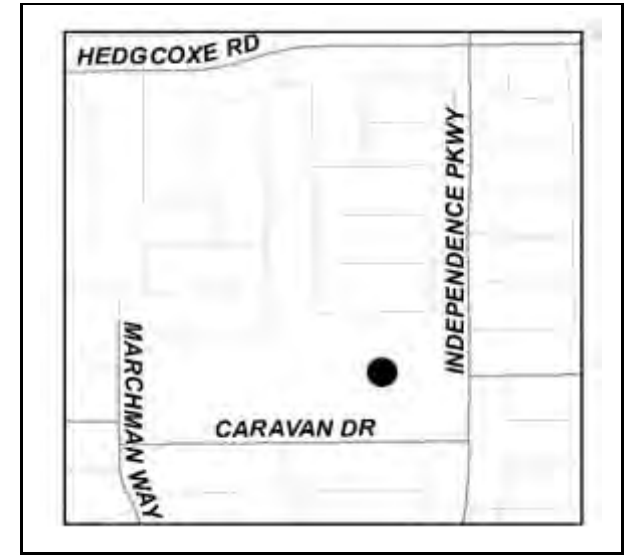
Completion Date: Sep. 2027

Routine repair and maintenance of facility located at 7501 N. Independence that was built in 1997 and covers 30,000 square feet.

2022-23: Paint Archway - \$50K

2024-25: Replace stamped concrete and sidewalk - \$300K

2026-27: Replace Hot Water Heater - \$12K



EXPENDITURES	Prior Years	Re-Estimate	2022-23	2023-24	2024-25	2025-26	2026-27	Future Yrs	Total
Land	0	0	0	0	0	0	0	0	0
Design	20,870	4,500	0	0	0	0	0	0	25,370
Construction	278,570	319,396	50,000	0	300,000	0	0	0	947,966
Equipment	182,927	0	0	0	0	0	12,000	0	194,927
TOTAL	482,367	323,896	50,000	0	300,000	0	12,000	0	1,168,263

REVENUES	Prior Years	Re-Estimate	2022-23	2023-24	2024-25	2025-26	2026-27	Future Yrs	Total
CMF	482,367	323,896	50,000	0	300,000	0	12,000	0	1,168,263
N/A	0	0	0	0	0	0	0	0	0
N/A	0	0	0	0	0	0	0	0	0
TOTAL	482,367	323,896	50,000	0	300,000	0	12,000	0	1,168,263

OPERATING BUDGET IMPACT	2022-23	2023-24	2024-25	2025-26	2026-27	Future Yrs	Total
	0	0	0	0	0	0	0

CITY OF PLANO

COMMUNITY INVESTMENT PROGRAM

Project Name: Day Labor Center - Bldg.78

Project Number: 54411

Start Date: Oct. 2023

Description:

Completion Date: Sep. 2027

Routine repair and maintenance of facility located at 805 Ozark Drive, which was built in 1994 and covers 3,470 square feet.

2021-22: Facility Re-Naming Signage - \$69.5K

2023-24: Replace shingle roof - \$11.4K

2026-27: Replace 2-split air conditioning system - \$25K



EXPENDITURES	Prior Years	Re-Estimate	2022-23	2023-24	2024-25	2025-26	2026-27	Future Yrs	Total
Land	0	0	0	0	0	0	0	0	0
Design	2,048	4,500	0	0	0	0	0	0	6,548
Construction	106,041	65,000	0	11,400	0	0	0	0	182,441
Equipment	0	0	0	0	0	0	25,000	0	25,000
TOTAL	108,089	69,500	0	11,400	0	0	25,000	0	213,989

REVENUES	Prior Years	Re-Estimate	2022-23	2023-24	2024-25	2025-26	2026-27	Future Yrs	Total
CMF	108,089	69,500	0	11,400	0	0	25,000	0	213,989
N/A	0	0	0	0	0	0	0	0	0
N/A	0	0	0	0	0	0	0	0	0
TOTAL	108,089	69,500	0	11,400	0	0	25,000	0	213,989

OPERATING BUDGET IMPACT	2022-23	2023-24	2024-25	2025-26	2026-27	Future Yrs	Total
	0	0	0	0	0	0	0

CITY OF PLANO

COMMUNITY INVESTMENT PROGRAM

Project Name: Doghouse/Dozier Radio Tower

Project Number: 54475

Start Date: Oct. 2014

Description:

Completion Date: Sep. 2026

Routine repair and maintenance of the radio tower located at 2429 West Parker Road.

2023-24: UPS Battery Replacement - \$10K

2025-26: Replace A/C Units - \$28K; Replace Roof - \$22K



EXPENDITURES	Prior Years	Re-Estimate	2022-23	2023-24	2024-25	2025-26	2026-27	Future Yrs	Total
Land	0	0	0	0	0	0	0	0	0
Design	0	0	0	0	0	0	0	0	0
Construction	26,390	0	0	10,000	0	22,000	0	0	58,390
Equipment	0	0	0	0	0	28,000	0	0	28,000
TOTAL	26,390	0	0	10,000	0	50,000	0	0	86,390

REVENUES	Prior Years	Re-Estimate	2022-23	2023-24	2024-25	2025-26	2026-27	Future Yrs	Total
CMF	26,390	0	0	10,000	0	50,000	0	0	86,390
N/A	0	0	0	0	0	0	0	0	0
N/A	0	0	0	0	0	0	0	0	0
TOTAL	26,390	0	0	10,000	0	50,000	0	0	86,390

OPERATING BUDGET IMPACT	2022-23	2023-24	2024-25	2025-26	2026-27	Future Yrs	Total
	0	0	0	0	0	0	0

CITY OF PLANO

COMMUNITY INVESTMENT PROGRAM

Project Name: Douglass Community Center - Bldg. 57

Project Number: 54436

Start Date: Oct. 2012

Description:

Completion Date: Sep. 2027

Routine repair and maintenance of facility located at 1111 H Avenue that was built in 1988 and covers 21,100 square feet.

2021-22: Replace Back Section Roof (CMF 54529); Interior Paint (CMF 54528); Rescreen Gym Floor - \$6K

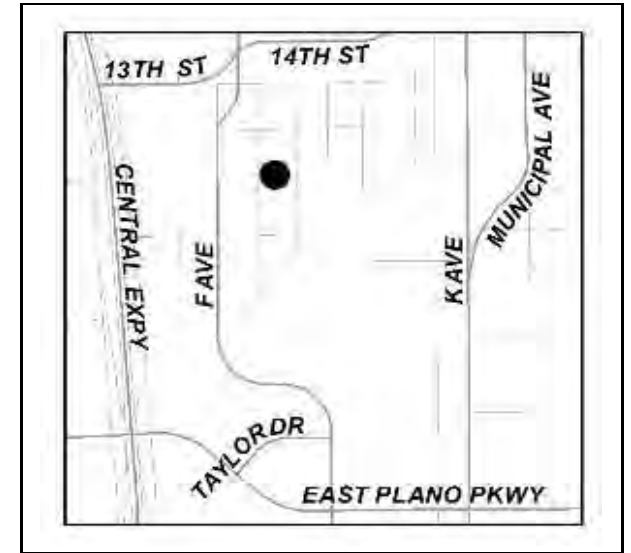
2022-23: Door & Door Hardware Replacement - \$100K; Ceiling Tile Replacement - \$100K

2023-24: Replace Tile Flooring - \$150K

2024-25: Replace Rooftop A/C Units - \$155K

2025-26: Replace toilet partitions - \$75K

2026-27: Replace VCT Tile Floor - \$75K



EXPENDITURES	Prior Years	Re-Estimate	2022-23	2023-24	2024-25	2025-26	2026-27	Future Yrs	Total
Land	0	0	0	0	0	0	0	0	0
Design	38,745	50,000	0	0	0	0	0	0	88,745
Construction	438,566	205,183	200,000	150,000	0	75,000	75,000	0	1,143,749
Equipment	12,717	0	0	0	155,000	0	0	0	167,717
TOTAL	490,028	255,183	200,000	150,000	155,000	75,000	75,000	0	1,400,211

REVENUES	Prior Years	Re-Estimate	2022-23	2023-24	2024-25	2025-26	2026-27	Future Yrs	Total
CMF	490,028	255,183	200,000	150,000	155,000	75,000	75,000	0	1,400,211
N/A	0	0	0	0	0	0	0	0	0
N/A	0	0	0	0	0	0	0	0	0
TOTAL	490,028	255,183	200,000	150,000	155,000	75,000	75,000	0	1,400,211

OPERATING BUDGET IMPACT	2022-23	2023-24	2024-25	2025-26	2026-27	Future Yrs	Total
	0	0	0	0	0	0	0

CITY OF PLANO

COMMUNITY INVESTMENT PROGRAM

Project Name: Douglass Community Center ADA & Paint

Project Number: 54528

Start Date: Oct. 2021

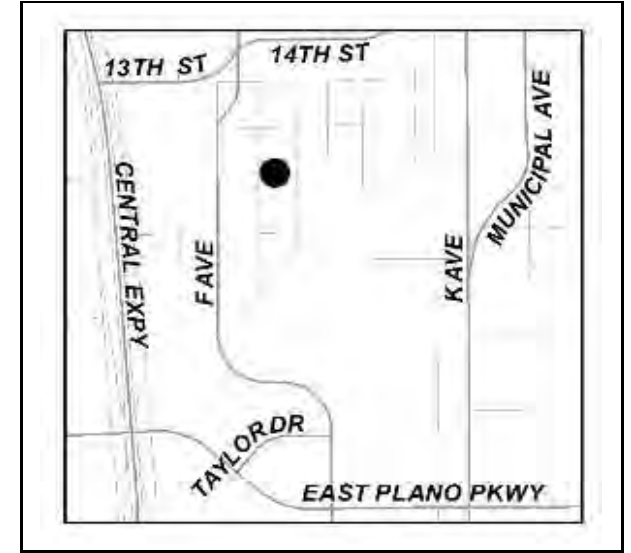
Description:

Completion Date: Sep. 2022

ADA improvements and interior painting of the facility located at 1111 H Avenue.

Project Number 7489

(CMF parent account 54436)



EXPENDITURES	Prior Years	Re-Estimate	2022-23	2023-24	2024-25	2025-26	2026-27	Future Yrs	Total
Land	0	0	0	0	0	0	0	0	0
Design	0	0	0	0	0	0	0	0	0
Construction	0	100,000	0	0	0	0	0	0	100,000
Equipment	0	0	0	0	0	0	0	0	0
TOTAL	0	100,000	0	0	0	0	0	0	100,000
REVENUES	Prior Years	Re-Estimate	2022-23	2023-24	2024-25	2025-26	2026-27	Future Yrs	Total
CMF	0	100,000	0	0	0	0	0	0	100,000
N/A	0	0	0	0	0	0	0	0	0
N/A	0	0	0	0	0	0	0	0	0
TOTAL	0	100,000	0	0	0	0	0	0	100,000
OPERATING BUDGET IMPACT			2022-23	2023-24	2024-25	2025-26	2026-27	Future Yrs	Total
			0	0	0	0	0	0	0

CITY OF PLANO

COMMUNITY INVESTMENT PROGRAM

Project Name: Douglass Community Center Roof

Project Number: 54529

Start Date: Oct. 2021

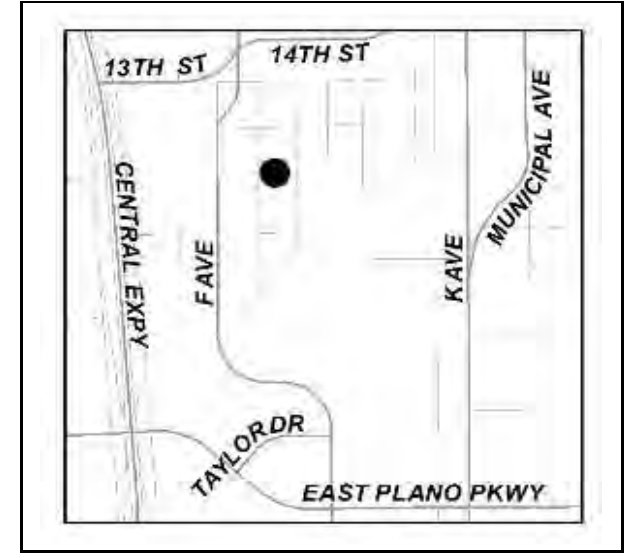
Description:

Completion Date: Sep. 2023

Replace Back Section Roof at the facility located at 1111 H Avenue.

Project Number 7453

(CMF parent account 54436)



EXPENDITURES	Prior Years	Re-Estimate	2022-23	2023-24	2024-25	2025-26	2026-27	Future Yrs	Total
Land	0	0	0	0	0	0	0	0	0
Design	0	0	0	0	0	0	0	0	0
Construction	0	139,900	0	0	0	0	0	0	139,900
Equipment	0	0	0	0	0	0	0	0	0
TOTAL	0	139,900	0	0	0	0	0	0	139,900
REVENUES	Prior Years	Re-Estimate	2022-23	2023-24	2024-25	2025-26	2026-27	Future Yrs	Total
CMF	0	139,900	0	0	0	0	0	0	139,900
N/A	0	0	0	0	0	0	0	0	0
N/A	0	0	0	0	0	0	0	0	0
TOTAL	0	139,900	0	0	0	0	0	0	139,900
OPERATING BUDGET IMPACT			2022-23	2023-24	2024-25	2025-26	2026-27	Future Yrs	Total
			0	0	0	0	0	0	0

CITY OF PLANO

COMMUNITY INVESTMENT PROGRAM

Project Name: Douglass Daycare - Bldg. 88

Project Number: 54498

Start Date: Oct. 2012

Description:

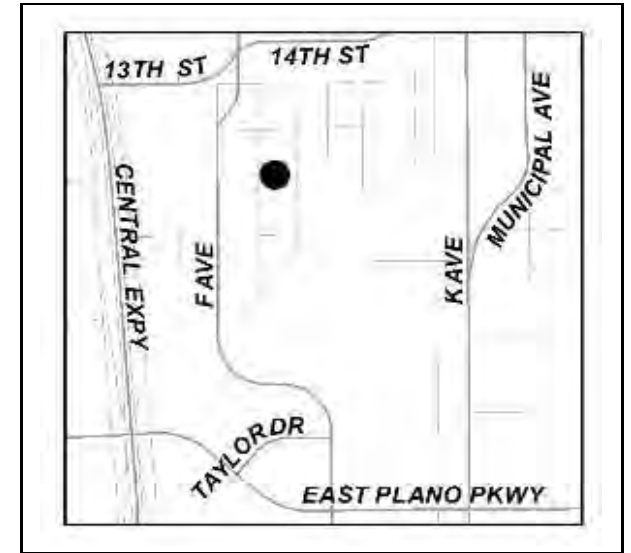
Completion Date: Sep. 2027

Routine repair and maintenance of facility located at 1111 H Avenue built in 1984 and upgraded in 2008. This facility covers 4,600 square feet.

2022-23: Replace Wood Fence - \$9.5K

2025-26: Replace LVT Tile Floor - \$50K

2026-27: Replace 2 Rooftop A/C Units - \$25K



EXPENDITURES	Prior Years	Re-Estimate	2022-23	2023-24	2024-25	2025-26	2026-27	Future Yrs	Total
Land	0	0	0	0	0	0	0	0	0
Design	3,076	0	0	0	0	0	0	0	3,076
Construction	326,586	0	9,500	0	0	50,000	0	0	386,086
Equipment	6,260	0	0	0	0	0	25,000	0	31,260
TOTAL	335,922	0	9,500	0	0	50,000	25,000	0	420,422

REVENUES	Prior Years	Re-Estimate	2022-23	2023-24	2024-25	2025-26	2026-27	Future Yrs	Total
CMF	335,922	0	9,500	0	0	50,000	25,000	0	420,422
N/A	0	0	0	0	0	0	0	0	0
N/A	0	0	0	0	0	0	0	0	0
TOTAL	335,922	0	9,500	0	0	50,000	25,000	0	420,422

OPERATING BUDGET IMPACT	2022-23	2023-24	2024-25	2025-26	2026-27	Future Yrs	Total
	0	0	0	0	0	0	0

CITY OF PLANO

COMMUNITY INVESTMENT PROGRAM

Project Name: Drinking Fountain Replacement

Project Number: 54438

Start Date: Oct. 2015

Description:

Completion Date: Sep. 2027

Replacement of aging drinking fountains at various buildings.



EXPENDITURES	Prior Years	Re-Estimate	2022-23	2023-24	2024-25	2025-26	2026-27	Future Yrs	Total
Land	0	0	0	0	0	0	0	0	0
Design	0	0	0	0	0	0	0	0	0
Construction	139,302	16,000	0	0	0	0	0	0	155,302
Equipment	5,225	0	35,000	35,000	35,000	35,000	35,000	0	180,225
TOTAL	144,527	16,000	35,000	35,000	35,000	35,000	35,000	0	335,527

REVENUES	Prior Years	Re-Estimate	2022-23	2023-24	2024-25	2025-26	2026-27	Future Yrs	Total
CMF	144,527	16,000	35,000	35,000	35,000	35,000	35,000	0	335,527
N/A	0	0	0	0	0	0	0	0	0
N/A	0	0	0	0	0	0	0	0	0
TOTAL	144,527	16,000	35,000	35,000	35,000	35,000	35,000	0	335,527

OPERATING BUDGET IMPACT	2022-23	2023-24	2024-25	2025-26	2026-27	Future Yrs	Total
	0	0	0	0	0	0	0

CITY OF PLANO

COMMUNITY INVESTMENT PROGRAM

Project Name: Dublin Road Golf Shop-Bldg #55

Project Number: 54495

Start Date: Oct. 2014

Description:

Completion Date: Sep. 2026

Routine repair and maintenance of facility located at 1501 Dublin Rd.

2025-26: Clean metal roof and install 20 year coating - \$45K



EXPENDITURES	Prior Years	Re-Estimate	2022-23	2023-24	2024-25	2025-26	2026-27	Future Yrs	Total
Land	0	0	0	0	0	0	0	0	0
Design	1,358	0	0	0	0	0	0	0	1,358
Construction	21,144	0	0	0	0	45,000	0	0	66,144
Equipment	6,699	0	0	0	0	0	0	0	6,699
TOTAL	29,201	0	0	0	0	45,000	0	0	74,201

REVENUES	Prior Years	Re-Estimate	2022-23	2023-24	2024-25	2025-26	2026-27	Future Yrs	Total
CMF	29,201	0	0	0	0	45,000	0	0	74,201
N/A	0	0	0	0	0	0	0	0	0
N/A	0	0	0	0	0	0	0	0	0
TOTAL	29,201	0	0	0	0	45,000	0	0	74,201

OPERATING BUDGET IMPACT	2022-23	2023-24	2024-25	2025-26	2026-27	Future Yrs	Total
	0	0	0	0	0	0	0

CITY OF PLANO

COMMUNITY INVESTMENT PROGRAM

Project Name: Elevator Maintenance & Repairs

Project Number: 54506

Start Date: Oct. 2019

Description:

Completion Date: Sep. 2022

Funding to extend the useful life of elevators at various city facilities as needed.



EXPENDITURES	Prior Years	Re-Estimate	2022-23	2023-24	2024-25	2025-26	2026-27	Future Yrs	Total
Land	0	0	0	0	0	0	0	0	0
Design	0	0	0	0	0	0	0	0	0
Construction	0	7,485	0	0	0	0	0	0	7,485
Equipment	0	0	0	0	0	0	0	0	0
TOTAL	0	7,485	0	0	0	0	0	0	7,485

REVENUES	Prior Years	Re-Estimate	2022-23	2023-24	2024-25	2025-26	2026-27	Future Yrs	Total
CMF	0	7,485	0	0	0	0	0	0	7,485
N/A	0	0	0	0	0	0	0	0	0
N/A	0	0	0	0	0	0	0	0	0
TOTAL	0	7,485	0	0	0	0	0	0	7,485

OPERATING BUDGET IMPACT	2022-23	2023-24	2024-25	2025-26	2026-27	Future Yrs	Total
	0	0	0	0	0	0	0

CITY OF PLANO

COMMUNITY INVESTMENT PROGRAM

Project Name: Emergency Operations Center - Bldg. 66

Project Number: 54406

Start Date: Oct. 2012

Description:

Completion Date: Sep. 2026

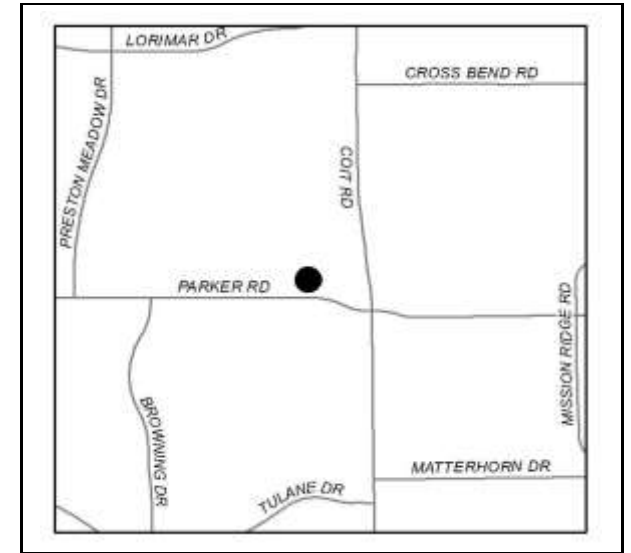
Routine repair and maintenance at the facility located at 4125 West Parker Road built in 2009 and covering 6,000 square feet.

2021-22: Replace data air (CMF 54541); UPS capacitor & fan replacement - \$34K

2022-23: Replace batteries on UPS system - \$50K

2023-24: Replace UPS unit - \$500K; Replace A/C Systems - \$400K

2025-26: Replace Generator - \$600K



EXPENDITURES	Prior Years	Re-Estimate	2022-23	2023-24	2024-25	2025-26	2026-27	Future Yrs	Total
Land	0	0	0	0	0	0	0	0	0
Design	39,425	14,000	0	0	0	0	0	0	53,425
Construction	250,112	29,800	50,000	0	0	0	0	0	329,912
Equipment	16,605	0	0	900,000	0	600,000	0	0	1,516,605
TOTAL	306,142	43,800	50,000	900,000	0	600,000	0	0	1,899,942

REVENUES	Prior Years	Re-Estimate	2022-23	2023-24	2024-25	2025-26	2026-27	Future Yrs	Total
CMF	306,142	29,800	50,000	900,000	0	600,000	0	0	1,885,942
N/A	0	0	0	0	0	0	0	0	0
N/A	0	0	0	0	0	0	0	0	0
TOTAL	306,142	29,800	50,000	900,000	0	600,000	0	0	1,885,942

OPERATING BUDGET IMPACT	2022-23	2023-24	2024-25	2025-26	2026-27	Future Yrs	Total
	0	0	0	0	0	0	0

CITY OF PLANO

COMMUNITY INVESTMENT PROGRAM

Project Name: Emergency Operations Center Data Air

Project Number: 54541

Start Date: Oct. 2021

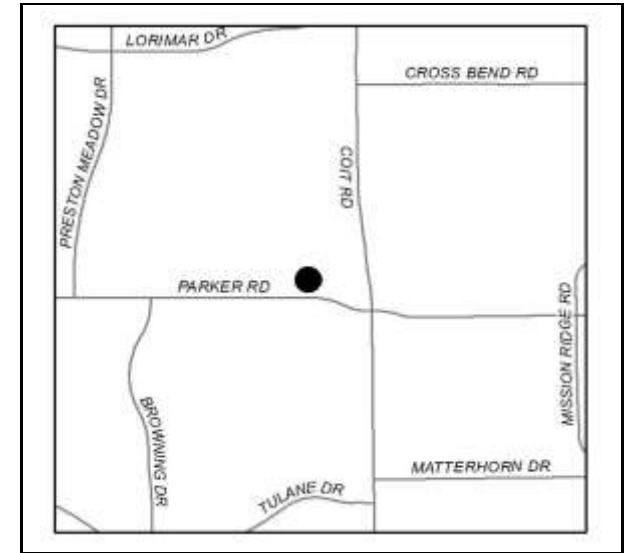
Description:

Completion Date: Sep. 2023

Replace data air at this facility located at 4125 West Parker Road

Project Number 7445

(CMF parent account 54541)



EXPENDITURES	Prior Years	Re-Estimate	2022-23	2023-24	2024-25	2025-26	2026-27	Future Yrs	Total
Land	0	0	0	0	0	0	0	0	0
Design	0	0	0	0	0	0	0	0	0
Construction	0	455,200	0	0	0	0	0	0	455,200
Equipment	0	0	0	0	0	0	0	0	0
TOTAL	0	455,200	0	0	0	0	0	0	455,200

REVENUES	Prior Years	Re-Estimate	2022-23	2023-24	2024-25	2025-26	2026-27	Future Yrs	Total
CMF	0	455,200	0	0	0	0	0	0	455,200
N/A	0	0	0	0	0	0	0	0	0
N/A	0	0	0	0	0	0	0	0	0
TOTAL	0	455,200	0	0	0	0	0	0	455,200

OPERATING BUDGET IMPACT	2022-23	2023-24	2024-25	2025-26	2026-27	Future Yrs	Total
	0	0	0	0	0	0	0

CITY OF PLANO

COMMUNITY INVESTMENT PROGRAM

Project Name: Energy Reduction

Project Number: 54403

Start Date: Oct. 2012

Description:

Completion Date: Sep. 2027

Energy reduction projects at various City buildings to meet Senate Bill 12 requirements.

FY 2021-22: Energy Saving LED Fixtures



EXPENDITURES	Prior Years	Re-Estimate	2022-23	2023-24	2024-25	2025-26	2026-27	Future Yrs	Total
Land	0	0	0	0	0	0	0	0	0
Design	10,850	0	0	0	0	0	0	0	10,850
Construction	210,876	148,476	100,000	100,000	100,000	100,000	100,000	0	859,352
Equipment	25,340	0	0	0	0	0	0	0	25,340
TOTAL	247,066	148,476	100,000	100,000	100,000	100,000	100,000	0	895,542

REVENUES	Prior Years	Re-Estimate	2022-23	2023-24	2024-25	2025-26	2026-27	Future Yrs	Total
CMF	247,066	148,476	100,000	100,000	100,000	100,000	100,000	0	895,542
N/A	0	0	0	0	0	0	0	0	0
N/A	0	0	0	0	0	0	0	0	0
TOTAL	247,066	148,476	100,000	100,000	100,000	100,000	100,000	0	895,542

OPERATING BUDGET IMPACT	2022-23	2023-24	2024-25	2025-26	2026-27	Future Yrs	Total
	0	0	0	0	0	0	0

CITY OF PLANO

COMMUNITY INVESTMENT PROGRAM

Project Name: Environmental Education Center

Project Number: 54409

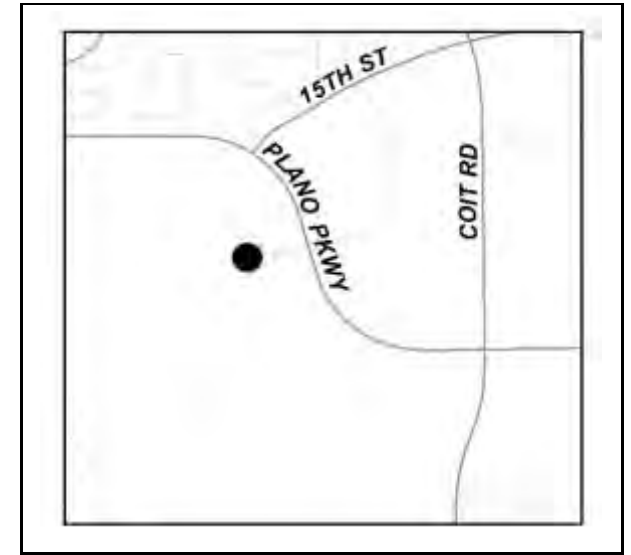
Start Date: Oct. 2024

Description:

Completion Date: Sep. 2025

Routine repair and maintenance of facility located at 4116 West Plano Parkway that was built in 1998 and covers 2,500 square feet.

2024-25: Replace VRF A/C System - \$70K



EXPENDITURES	Prior Years	Re-Estimate	2022-23	2023-24	2024-25	2025-26	2026-27	Future Yrs	Total
Land	0	0	0	0	0	0	0	0	0
Design	18,600	0	0	0	0	0	0	0	18,600
Construction	85,803	0	0	0	0	0	0	0	85,803
Equipment	0	0	0	0	70,000	0	0	0	70,000
TOTAL	104,403	0	0	0	70,000	0	0	0	174,403

REVENUES	Prior Years	Re-Estimate	2022-23	2023-24	2024-25	2025-26	2026-27	Future Yrs	Total
CMF	104,403	0	0	0	70,000	0	0	0	174,403
N/A	0	0	0	0	0	0	0	0	0
N/A	0	0	0	0	0	0	0	0	0
TOTAL	104,403	0	0	0	70,000	0	0	0	174,403

OPERATING BUDGET IMPACT	2022-23	2023-24	2024-25	2025-26	2026-27	Future Yrs	Total
	0	0	0	0	0	0	0

CITY OF PLANO

COMMUNITY INVESTMENT PROGRAM

Project Name: Equipment & Fleet Services - Bldg. 04

Project Number: 54430

Start Date: Oct. 2012

Description:

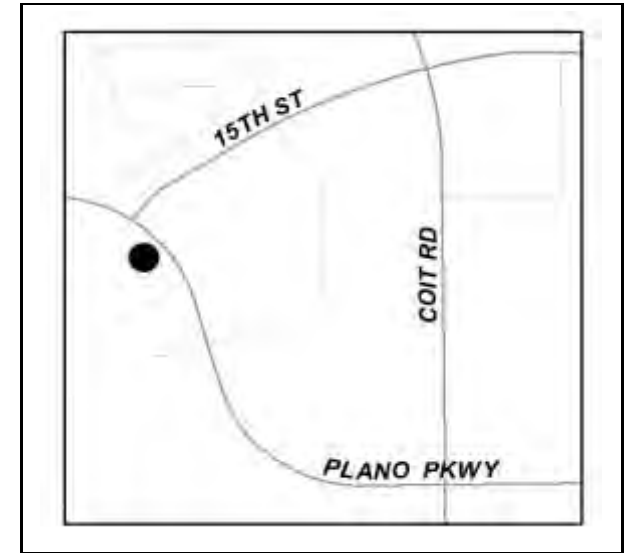
Completion Date: Sep. 2027

Routine repair and maintenance of facility located at 4200 West Plano Parkway that was built in 1993 and covers 55,810 square feet.

2021-22: 150 kW generator (CMF 54464) - this project utilizes ARPA funding; Facility Re-Naming Signage - \$200K

2025-26: Replace ice machine - \$20K

2026-27: Replace 3 Hotsy Systems at Car Wash - \$75K



EXPENDITURES	Prior Years	Re-Estimate	2022-23	2023-24	2024-25	2025-26	2026-27	Future Yrs	Total
Land	0	0	0	0	0	0	0	0	0
Design	131,949	0	0	0	0	0	0	0	131,949
Construction	1,379,455	231,783	0	0	0	0	75,000	0	1,686,238
Equipment	113,960	0	0	0	0	20,000	0	0	133,960
TOTAL	1,625,364	231,783	0	0	0	20,000	75,000	0	1,952,147

REVENUES	Prior Years	Re-Estimate	2022-23	2023-24	2024-25	2025-26	2026-27	Future Yrs	Total
CMF	1,177,996	231,783	0	0	0	20,000	75,000	0	1,504,779
Insurance Rece	447,368	0	0	0	0	0	0	0	447,368
N/A	0	0	0	0	0	0	0	0	0
TOTAL	1,625,364	231,783	0	0	0	20,000	75,000	0	1,952,147

OPERATING BUDGET IMPACT	2022-23	2023-24	2024-25	2025-26	2026-27	Future Yrs	Total
	0	0	0	0	0	0	0

CITY OF PLANO

COMMUNITY INVESTMENT PROGRAM

Project Name: Equipment Services Generator

Project Number: 54564

Start Date: Oct. 2021

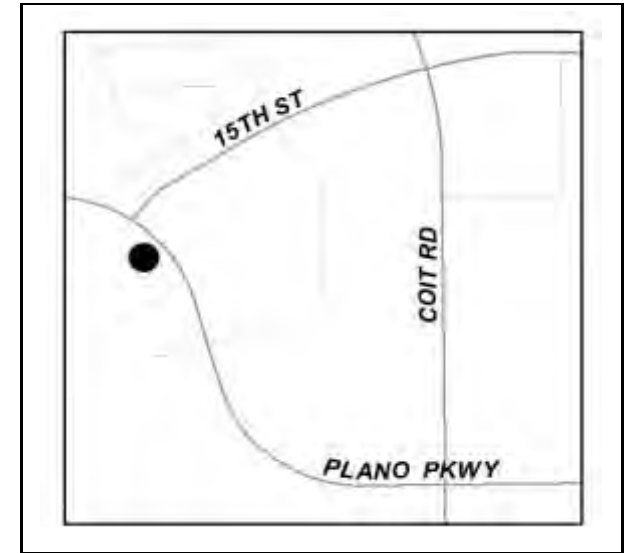
Description:

Completion Date: Sep. 2023

Install 150 kW generator at the facility located at 4200 West Plano Parkway.

Project Number 7435

(CMF parent account 54430)



EXPENDITURES	Prior Years	Re-Estimate	2022-23	2023-24	2024-25	2025-26	2026-27	Future Yrs	Total
Land	0	0	0	0	0	0	0	0	0
Design	0	0	0	0	0	0	0	0	0
Construction	0	210,000	0	0	0	0	0	0	210,000
Equipment	0	0	0	0	0	0	0	0	0
TOTAL	0	210,000	0	0	0	0	0	0	210,000
REVENUES	Prior Years	Re-Estimate	2022-23	2023-24	2024-25	2025-26	2026-27	Future Yrs	Total
CMF	0	210,000	0	0	0	0	0	0	210,000
N/A	0	0	0	0	0	0	0	0	0
N/A	0	0	0	0	0	0	0	0	0
TOTAL	0	210,000	0	0	0	0	0	0	210,000
OPERATING BUDGET IMPACT			2022-23	2023-24	2024-25	2025-26	2026-27	Future Yrs	Total
			0	0	0	0	0	0	0

CITY OF PLANO

COMMUNITY INVESTMENT PROGRAM

Project Name: Facilities Design Standards

Project Number: 54445

Start Date: Jan. 2016

Description:

Completion Date: Sep. 2022

Funding for design of facilities standards and digitization of existing building plans.



EXPENDITURES	Prior Years	Re-Estimate	2022-23	2023-24	2024-25	2025-26	2026-27	Future Yrs	Total
Land	0	0	0	0	0	0	0	0	0
Design	238,452	0	0	0	0	0	0	0	238,452
Construction	14,800	103,048	0	0	0	0	0	0	117,848
Equipment	0	0	0	0	0	0	0	0	0
TOTAL	253,252	103,048	0	0	0	0	0	0	356,300

REVENUES	Prior Years	Re-Estimate	2022-23	2023-24	2024-25	2025-26	2026-27	Future Yrs	Total
CMF	253,252	103,048	0	0	0	0	0	0	356,300
N/A	0	0	0	0	0	0	0	0	0
N/A	0	0	0	0	0	0	0	0	0
TOTAL	253,252	103,048	0	0	0	0	0	0	356,300

OPERATING BUDGET IMPACT	2022-23	2023-24	2024-25	2025-26	2026-27	Future Yrs	Total
	0	0	0	0	0	0	0

CITY OF PLANO

COMMUNITY INVESTMENT PROGRAM

Project Name: Facilities Maintenance - Bldg. 24

Project Number: 54472

Start Date: Oct. 2012

Description:

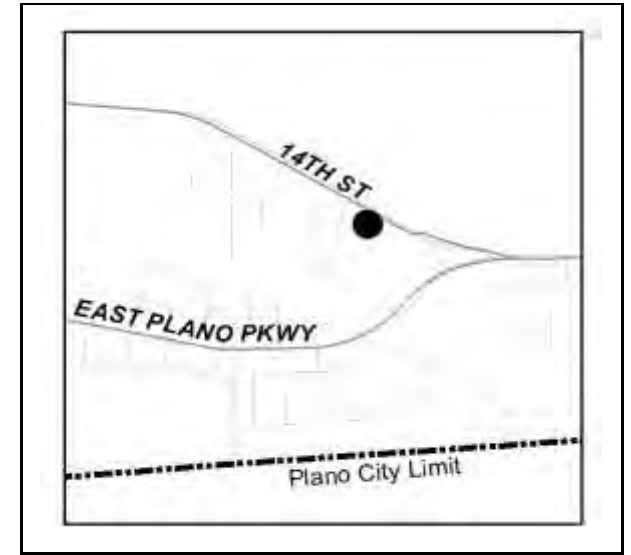
Completion Date: Sep. 2025

Routine repair and maintenance at facility located at 4850 East 14th Street that was built in 1979 and upgraded in 1995. The facility covers 5,934 square feet.

2021-22: Replace refractory on backup incinerator - \$75K; Install new 40 kW generator & ATS (CMF 54530)

2023-24: Ceiling Tile Replacement - \$50K

2024-25: Replace Hot Water Heater - \$6.5K



EXPENDITURES	Prior Years	Re-Estimate	2022-23	2023-24	2024-25	2025-26	2026-27	Future Yrs	Total
Land	0	0	0	0	0	0	0	0	0
Design	2,850	0	0	0	0	0	0	0	2,850
Construction	371,408	95,993	0	50,000	0	0	0	0	517,401
Equipment	58,571	0	0	0	6,500	0	0	0	65,071
TOTAL	432,829	95,993	0	50,000	6,500	0	0	0	585,322

REVENUES	Prior Years	Re-Estimate	2022-23	2023-24	2024-25	2025-26	2026-27	Future Yrs	Total
CMF	432,829	95,993	0	50,000	6,500	0	0	0	585,322
N/A	0	0	0	0	0	0	0	0	0
N/A	0	0	0	0	0	0	0	0	0
TOTAL	432,829	95,993	0	50,000	6,500	0	0	0	585,322

OPERATING BUDGET IMPACT	2022-23	2023-24	2024-25	2025-26	2026-27	Future Yrs	Total
	0	0	0	0	0	0	0

CITY OF PLANO

COMMUNITY INVESTMENT PROGRAM

Project Name: Facilities Maintenance Generator

Project Number: 54530

Start Date: Oct. 2021

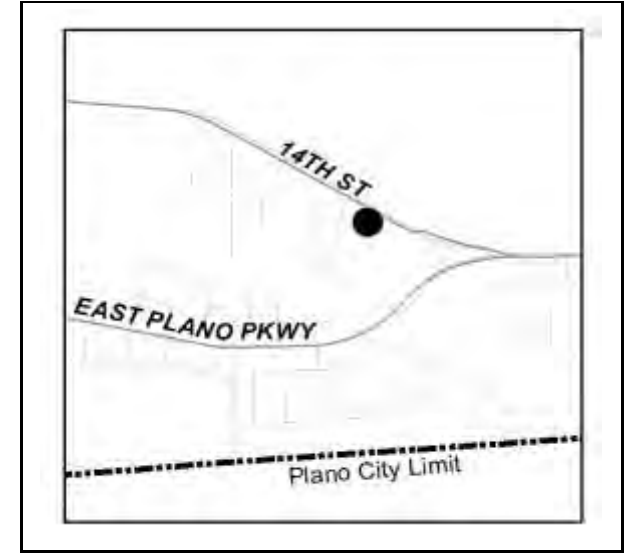
Description:

Completion Date: Sep. 2023

Install new 40 kW generator & ATS at facility located at 4850 East 14th Street.

Project Number 7428

(CMF parent account 54472)



EXPENDITURES	Prior Years	Re-Estimate	2022-23	2023-24	2024-25	2025-26	2026-27	Future Yrs	Total
Land	0	0	0	0	0	0	0	0	0
Design	0	0	0	0	0	0	0	0	0
Construction	0	94,148	0	0	0	0	0	0	94,148
Equipment	0	0	0	0	0	0	0	0	0
TOTAL	0	94,148	0	0	0	0	0	0	94,148

REVENUES	Prior Years	Re-Estimate	2022-23	2023-24	2024-25	2025-26	2026-27	Future Yrs	Total
CMF	0	94,148	0	0	0	0	0	0	94,148
N/A	0	0	0	0	0	0	0	0	0
N/A	0	0	0	0	0	0	0	0	0
TOTAL	0	94,148	0	0	0	0	0	0	94,148

OPERATING BUDGET IMPACT	2022-23	2023-24	2024-25	2025-26	2026-27	Future Yrs	Total
	0	0	0	0	0	0	0

CITY OF PLANO

COMMUNITY INVESTMENT PROGRAM

Project Name: Facility ADA Compliance

Project Number: 54401

Start Date: Oct. 2012

Description:

Completion Date: Sep. 2027

Funding to bring City of Plano facilities into compliance with Americans with Disabilities Act mandates.



EXPENDITURES	Prior Years	Re-Estimate	2022-23	2023-24	2024-25	2025-26	2026-27	Future Yrs	Total
Land	0	0	0	0	0	0	0	0	0
Design	6,900	1,800	0	0	0	0	0	0	8,700
Construction	103,733	405,279	75,000	60,000	60,000	75,000	60,000	0	839,012
Equipment	1,283	0	0	0	0	0	0	0	1,283
TOTAL	111,916	407,079	75,000	60,000	60,000	75,000	60,000	0	848,995

REVENUES	Prior Years	Re-Estimate	2022-23	2023-24	2024-25	2025-26	2026-27	Future Yrs	Total
CMF	111,916	407,079	75,000	60,000	60,000	75,000	60,000	0	848,995
N/A	0	0	0	0	0	0	0	0	0
N/A	0	0	0	0	0	0	0	0	0
TOTAL	111,916	407,079	75,000	60,000	60,000	75,000	60,000	0	848,995

OPERATING BUDGET IMPACT	2022-23	2023-24	2024-25	2025-26	2026-27	Future Yrs	Total
	0	0	0	0	0	0	0

CITY OF PLANO

COMMUNITY INVESTMENT PROGRAM

Project Name: Fire Logistics Warehouse

Project Number: 54404

Start Date: Oct. 2019

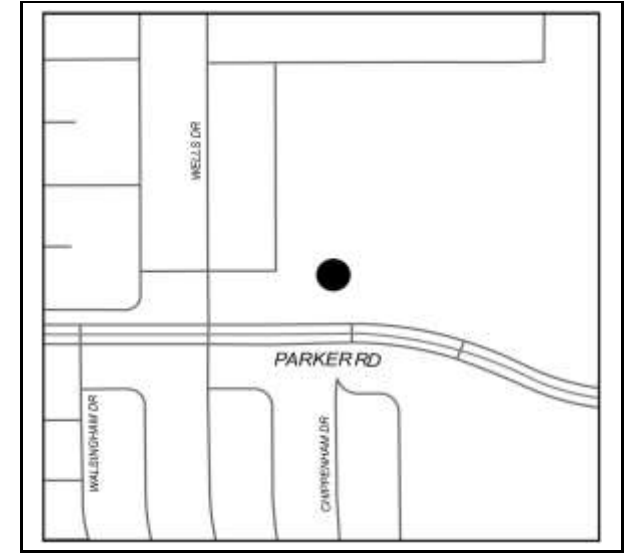
Description:

Completion Date: Sep. 2025

Routine repair and maintenance of City facility located at 4121 W. Parker Road

2022-23: Replace gate operators - \$25,000

2024-25: Replace VRF A/C System & Unit Heater - \$250K



EXPENDITURES	Prior Years	Re-Estimate	2022-23	2023-24	2024-25	2025-26	2026-27	Future Yrs	Total
Land	0	0	0	0	0	0	0	0	0
Design	2,610	0	0	0	0	0	0	0	2,610
Construction	23,113	0	0	0	0	0	0	0	23,113
Equipment	0	0	25,000	0	250,000	0	0	0	275,000
TOTAL	25,723	0	25,000	0	250,000	0	0	0	300,723
REVENUES	Prior Years	Re-Estimate	2022-23	2023-24	2024-25	2025-26	2026-27	Future Yrs	Total
CMF	25,723	0	25,000	0	250,000	0	0	0	300,723
N/A	0	0	0	0	0	0	0	0	0
N/A	0	0	0	0	0	0	0	0	0
TOTAL	25,723	0	25,000	0	250,000	0	0	0	300,723
OPERATING BUDGET IMPACT			2022-23	2023-24	2024-25	2025-26	2026-27	Future Yrs	Total
			0	0	0	0	0	0	0

CITY OF PLANO

COMMUNITY INVESTMENT PROGRAM

Project Name: Fire Station 1 - Bldg. 77

Project Number: 54478

Start Date: Oct. 2012

Description:

Completion Date: Sep. 2026

Routine repair and maintenance of facility located at 1901 K Avenue built in 1994. This fire station covers 11,077 square feet with four apparatus bays and can accommodate up to 14 personnel.

2021-22: Replace rooftop A/C units - \$100K

2025-26: Replace Hot Water Heater - \$30K



EXPENDITURES	Prior Years	Re-Estimate	2022-23	2023-24	2024-25	2025-26	2026-27	Future Yrs	Total
Land	0	0	0	0	0	0	0	0	0
Design	163,815	0	0	0	0	0	0	0	163,815
Construction	1,964,926	89,224	0	0	0	0	0	0	2,054,150
Equipment	180,956	100,000	0	0	0	30,000	0	0	310,956
TOTAL	2,309,697	189,224	0	0	0	30,000	0	0	2,528,921

REVENUES	Prior Years	Re-Estimate	2022-23	2023-24	2024-25	2025-26	2026-27	Future Yrs	Total
CMF	2,309,697	189,224	0	0	0	30,000	0	0	2,528,921
N/A	0	0	0	0	0	0	0	0	0
N/A	0	0	0	0	0	0	0	0	0
TOTAL	2,309,697	189,224	0	0	0	30,000	0	0	2,528,921

OPERATING BUDGET IMPACT	2022-23	2023-24	2024-25	2025-26	2026-27	Future Yrs	Total
	0	0	0	0	0	0	0

CITY OF PLANO

COMMUNITY INVESTMENT PROGRAM

Project Name: Fire Station 2 - Bldg. 16

Project Number: 54420

Start Date: Oct. 2012

Description:

Completion Date: Sep. 2025

Routine repair and maintenance of facility located at 2630 West 15th Street built in 1973 and upgraded in 1998 and 2016. This fire station covers 7,740 square feet with three apparatus bays and accomodates 10 personnel.

2022-23: Replace lighting control - \$50K

2023-24: Replace Bay floor - \$80K

2024-25: Replace A/C Units - \$20K



EXPENDITURES	Prior Years	Re-Estimate	2022-23	2023-24	2024-25	2025-26	2026-27	Future Yrs	Total
Land	0	0	0	0	0	0	0	0	0
Design	43,733	0	0	0	0	0	0	0	43,733
Construction	450,687	1,000	50,000	80,000	0	0	0	0	581,687
Equipment	78,922	0	0	0	20,000	0	0	0	98,922
TOTAL	573,342	1,000	50,000	80,000	20,000	0	0	0	724,342
REVENUES	Prior Years	Re-Estimate	2022-23	2023-24	2024-25	2025-26	2026-27	Future Yrs	Total
CMF	573,342	1,000	50,000	80,000	20,000	0	0	0	724,342
N/A	0	0	0	0	0	0	0	0	0
N/A	0	0	0	0	0	0	0	0	0
TOTAL	573,342	1,000	50,000	80,000	20,000	0	0	0	724,342
OPERATING BUDGET IMPACT			2022-23	2023-24	2024-25	2025-26	2026-27	Future Yrs	Total
			0	0	0	0	0	0	0

CITY OF PLANO

COMMUNITY INVESTMENT PROGRAM

Project Name: Fire Station 3 - Bldg. 17

Project Number: 54405

Start Date: Oct. 2012

Description:

Completion Date: Sep. 2026

Routine repair and maintenance of facility located at 3520 Sherrye Drive built in 1976. This facility covers 5,230 square feet with two apparatus bays and accomates up to 7 personnel.

2021-22: Replace existing generator & ATS (CMF 54550)

2023-24: HVAC Replacement - \$65K

2025-26: Replace Fence - \$30K; Replace ceiling tiles - \$30K



EXPENDITURES	Prior Years	Re-Estimate	2022-23	2023-24	2024-25	2025-26	2026-27	Future Yrs	Total
Land	0	0	0	0	0	0	0	0	0
Design	14,308	0	0	0	0	0	0	0	14,308
Construction	98,270	31,790	0	0	0	60,000	0	0	190,060
Equipment	115,768	0	0	65,000	0	0	0	0	180,768
TOTAL	228,346	31,790	0	65,000	0	60,000	0	0	385,136

REVENUES	Prior Years	Re-Estimate	2022-23	2023-24	2024-25	2025-26	2026-27	Future Yrs	Total
CMF	228,346	31,790	0	65,000	0	60,000	0	0	385,136
N/A	0	0	0	0	0	0	0	0	0
N/A	0	0	0	0	0	0	0	0	0
TOTAL	228,346	31,790	0	65,000	0	60,000	0	0	385,136

OPERATING BUDGET IMPACT	2022-23	2023-24	2024-25	2025-26	2026-27	Future Yrs	Total
	0	0	0	0	0	0	0

CITY OF PLANO

COMMUNITY INVESTMENT PROGRAM

Project Name: Fire Station 4 - Bldg. 18

Project Number: 54415

Start Date: Oct. 2012

Description:

Completion Date: Sep. 2026

Routine repair and maintenance of fire station located at 6000 Roundrock Drive that was built in 1978 and upgraded in 2002. This facility covers 7,200 square feet has six apparatus bays and can accommodate up to 16 personnel.

2021-22: Hot Water Heater Replacement - \$28K; Re-utilize generator to service entire station and replace ATS & electric main panel (CMF 54540)

2022-23: Remodel Restrooms; Replace Bay Door Gates; Replace cabinets, doors, & drawers (CMF 54539)

2023-24: HVAC Replacement - \$90K; Interior paint - \$60K; Replace ceiling tiles - \$50K

2025-26: Replace carpet - \$50K



EXPENDITURES	Prior Years	Re-Estimate	2022-23	2023-24	2024-25	2025-26	2026-27	Future Yrs	Total
Land	0	0	0	0	0	0	0	0	0
Design	6,734	0	0	0	0	0	0	0	6,734
Construction	76,278	0	0	200,000	0	50,000	0	0	326,278
Equipment	37,561	36,330	0	0	0	0	0	0	73,891
TOTAL	120,573	36,330	0	200,000	0	50,000	0	0	406,903

REVENUES	Prior Years	Re-Estimate	2022-23	2023-24	2024-25	2025-26	2026-27	Future Yrs	Total
CMF	120,573	36,330	0	200,000	0	50,000	0	0	406,903
N/A	0	0	0	0	0	0	0	0	0
N/A	0	0	0	0	0	0	0	0	0
TOTAL	120,573	36,330	0	200,000	0	50,000	0	0	406,903

OPERATING BUDGET IMPACT	2022-23	2023-24	2024-25	2025-26	2026-27	Future Yrs	Total
	0	0	0	0	0	0	0

CITY OF PLANO

COMMUNITY INVESTMENT PROGRAM

Project Name: Fire Station 5 - Bldg. 19

Project Number: 54447

Start Date: Oct. 2012

Description:

Completion Date: Sep. 2024

Routine repair and maintenance of the fire station located at 5115 West Park Boulevard that was built in 1983 and upgraded in 1998. This 7,200 square foot facility has three apparatus bays and can accommodate up to 10 personnel.

2021-22: Re-utilize generator for entire station & replace ATS (CMF 54552)

2023-24: HVAC Replacement - \$70K



EXPENDITURES	Prior Years	Re-Estimate	2022-23	2023-24	2024-25	2025-26	2026-27	Future Yrs	Total
Land	0	0	0	0	0	0	0	0	0
Design	12,740	0	0	0	0	0	0	0	12,740
Construction	285,217	13,462	0	0	0	0	0	0	298,679
Equipment	16,668	0	0	70,000	0	0	0	0	86,668
TOTAL	314,625	13,462	0	70,000	0	0	0	0	398,087

REVENUES	Prior Years	Re-Estimate	2022-23	2023-24	2024-25	2025-26	2026-27	Future Yrs	Total
CMF	314,625	13,462	0	70,000	0	0	0	0	398,087
N/A	0	0	0	0	0	0	0	0	0
N/A	0	0	0	0	0	0	0	0	0
TOTAL	314,625	13,462	0	70,000	0	0	0	0	398,087

OPERATING BUDGET IMPACT	2022-23	2023-24	2024-25	2025-26	2026-27	Future Yrs	Total
	0	0	0	0	0	0	0

CITY OF PLANO

COMMUNITY INVESTMENT PROGRAM

Project Name: Fire Station 7 - Bldg. 59

Project Number: 54467

Start Date: Oct. 2012

Description:

Completion Date: Sep. 2027

Routine repair and maintenance of fire station located at 5602 Democracy Drive which was built in 1988. This facility covers 9,300 square feet with three apparatus bays and accomodates up to 10 personnel.

2021-22: Hot Water Heater Replacement \$25K; Replace generator & ATS (CMF 54553)

2024-25: Clean & Seal Exterior Walls - \$25K

2025-26: Replace wall vinyl - \$80K; Replace Carpet - \$90K

2026-27: Replace Overhead Doors - \$350K



EXPENDITURES	Prior Years	Re-Estimate	2022-23	2023-24	2024-25	2025-26	2026-27	Future Yrs	Total
Land	0	0	0	0	0	0	0	0	0
Design	27,556	0	0	0	0	0	0	0	27,556
Construction	604,360	16,060	0	0	25,000	170,000	350,000	0	1,165,420
Equipment	16,462	25,000	0	0	0	0	0	0	41,462
TOTAL	648,378	41,060	0	0	25,000	170,000	350,000	0	1,234,438

REVENUES	Prior Years	Re-Estimate	2022-23	2023-24	2024-25	2025-26	2026-27	Future Yrs	Total
CMF	648,378	41,060	0	0	25,000	170,000	350,000	0	1,234,438
N/A	0	0	0	0	0	0	0	0	0
N/A	0	0	0	0	0	0	0	0	0
TOTAL	648,378	41,060	0	0	25,000	170,000	350,000	0	1,234,438

OPERATING BUDGET IMPACT	2022-23	2023-24	2024-25	2025-26	2026-27	Future Yrs	Total
	0	0	0	0	0	0	0

CITY OF PLANO

COMMUNITY INVESTMENT PROGRAM

Project Name: Fire Station 8 - Bldg. 79

Project Number: 54487

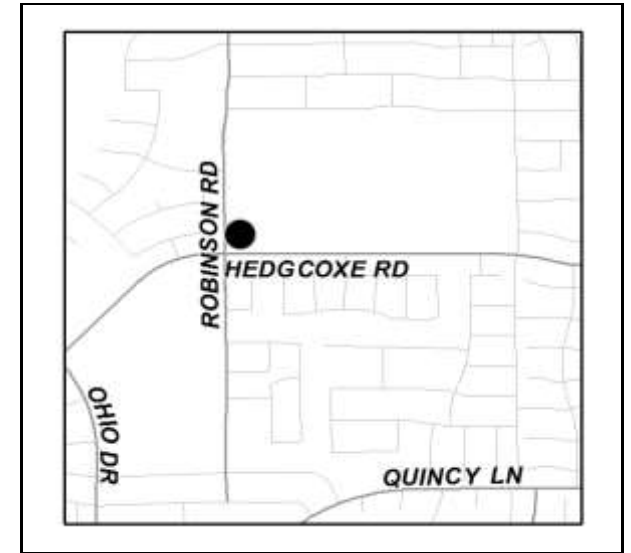
Start Date: Oct. 2012

Description:

Completion Date: Sep. 2022

Routine repair and maintenance of facility located at 4621 Hedgcoxe that was built in 1994. This fire station covers 8,754 square feet with two apparatus bays and accommodates up to 9 personnel.

2021-22: Replace generator & ATS (CMF 54554); Refinish Apparatus Bay Floor - \$47K



EXPENDITURES	Prior Years	Re-Estimate	2022-23	2023-24	2024-25	2025-26	2026-27	Future Yrs	Total
Land	0	0	0	0	0	0	0	0	0
Design	19,721	250	0	0	0	0	0	0	19,971
Construction	292,869	93,492	0	0	0	0	0	0	386,361
Equipment	30,315	0	0	0	0	0	0	0	30,315
TOTAL	342,905	93,742	0	0	0	0	0	0	436,647

REVENUES	Prior Years	Re-Estimate	2022-23	2023-24	2024-25	2025-26	2026-27	Future Yrs	Total
CMF	342,905	93,742	0	0	0	0	0	0	436,647
N/A	0	0	0	0	0	0	0	0	0
N/A	0	0	0	0	0	0	0	0	0
TOTAL	342,905	93,742	0	0	0	0	0	0	436,647

OPERATING BUDGET IMPACT	2022-23	2023-24	2024-25	2025-26	2026-27	Future Yrs	Total
	0	0	0	0	0	0	0

CITY OF PLANO

COMMUNITY INVESTMENT PROGRAM

Project Name: Fire Station 9 - Bldg. 90

Project Number: 54491

Start Date: Oct. 2012

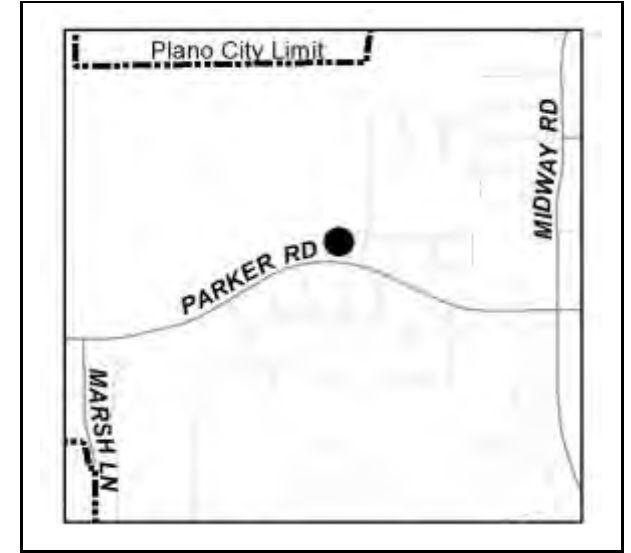
Description:

Completion Date: Sep. 2023

Routine repair and maintenance of facility located at 6625 Parker Road built in 1998. This fire station covers 8,204 square feet with two apparatus bays and accomodates 8 personnel.

2021-22: Re-utilize generator to service entire station & replace ATS (CMF 54549)

2022-23: Fire Alarm System Replacement - \$20K



EXPENDITURES	Prior Years	Re-Estimate	2022-23	2023-24	2024-25	2025-26	2026-27	Future Yrs	Total
Land	0	0	0	0	0	0	0	0	0
Design	26,360	0	0	0	0	0	0	0	26,360
Construction	267,347	15,043	20,000	0	0	0	0	0	302,390
Equipment	34,785	0	0	0	0	0	0	0	34,785
TOTAL	328,492	15,043	20,000	0	0	0	0	0	363,535

REVENUES	Prior Years	Re-Estimate	2022-23	2023-24	2024-25	2025-26	2026-27	Future Yrs	Total
CMF	328,492	15,043	20,000	0	0	0	0	0	363,535
N/A	0	0	0	0	0	0	0	0	0
N/A	0	0	0	0	0	0	0	0	0
TOTAL	328,492	15,043	20,000	0	0	0	0	0	363,535

OPERATING BUDGET IMPACT	2022-23	2023-24	2024-25	2025-26	2026-27	Future Yrs	Total
	0	0	0	0	0	0	0

CITY OF PLANO

COMMUNITY INVESTMENT PROGRAM

Project Name: Fire Station 10 - Bldg. 94

Project Number: 54481

Start Date: Oct. 2012

Description:

Completion Date: Sep. 2027

Routine repair and maintenance of fire station located at 3540 McDermott Road which was built in 1999. This facility covers 8,304 square feet with two apparatus bays and accomodates up to 8 personnel.

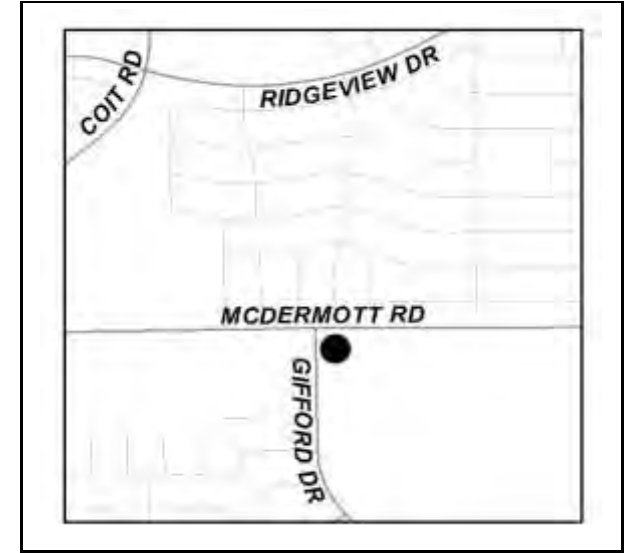
2021-22: Re-utilize generator to service entire station & replace ATS (CMF 54548)

2022-23: Fire Alarm System Replacement \$20K

2023-24: Carpet Replacement \$75K; Interior Paint - \$60K

2025-26: Replace fence - \$15K

2026-27: Refinish Bay Floor With Epoxy - \$100K



EXPENDITURES	Prior Years	Re-Estimate	2022-23	2023-24	2024-25	2025-26	2026-27	Future Yrs	Total
Land	0	0	0	0	0	0	0	0	0
Design	30,875	10,075	0	0	0	0	0	0	40,950
Construction	302,934	9,887	20,000	135,000	0	15,000	100,000	0	582,821
Equipment	46,224	0	0	0	0	0	0	0	46,224
TOTAL	380,033	19,962	20,000	135,000	0	15,000	100,000	0	669,995

REVENUES	Prior Years	Re-Estimate	2022-23	2023-24	2024-25	2025-26	2026-27	Future Yrs	Total
CMF	380,033	19,962	20,000	135,000	0	15,000	100,000	0	669,995
N/A	0	0	0	0	0	0	0	0	0
N/A	0	0	0	0	0	0	0	0	0
TOTAL	380,033	19,962	20,000	135,000	0	15,000	100,000	0	669,995

OPERATING BUDGET IMPACT	2022-23	2023-24	2024-25	2025-26	2026-27	Future Yrs	Total
	0	0	0	0	0	0	0

CITY OF PLANO

COMMUNITY INVESTMENT PROGRAM

Project Name: Fire Station 10 Generator

Project Number: 54548

Start Date: Oct. 2021

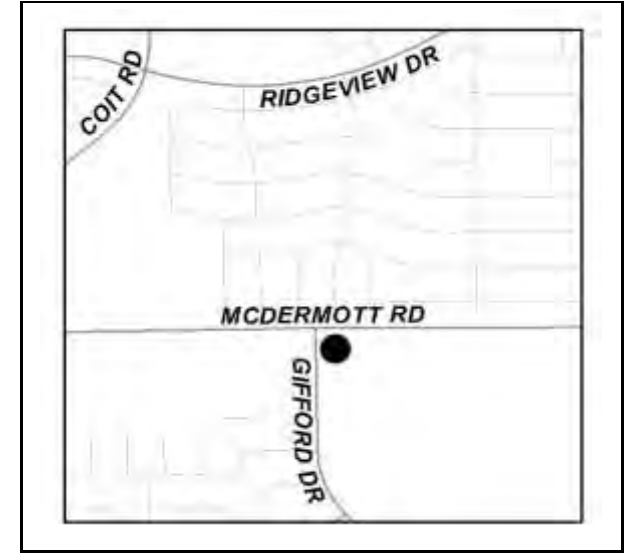
Description:

Completion Date: Sep. 2023

Replace ATS and re-utilize generator to service entire fire station located at 3540 McDermott Road.

Project Number 7427

(CMF parent account 54481)



EXPENDITURES	Prior Years	Re-Estimate	2022-23	2023-24	2024-25	2025-26	2026-27	Future Yrs	Total
Land	0	0	0	0	0	0	0	0	0
Design	0	0	0	0	0	0	0	0	0
Construction	0	40,113	0	0	0	0	0	0	40,113
Equipment	0	0	0	0	0	0	0	0	0
TOTAL	0	40,113	0	0	0	0	0	0	40,113

REVENUES	Prior Years	Re-Estimate	2022-23	2023-24	2024-25	2025-26	2026-27	Future Yrs	Total
CMF	0	40,113	0	0	0	0	0	0	40,113
N/A	0	0	0	0	0	0	0	0	0
N/A	0	0	0	0	0	0	0	0	0
TOTAL	0	40,113	0	0	0	0	0	0	40,113

OPERATING BUDGET IMPACT	2022-23	2023-24	2024-25	2025-26	2026-27	Future Yrs	Total
	0	0	0	0	0	0	0

CITY OF PLANO

COMMUNITY INVESTMENT PROGRAM

Project Name: Fire Station 11

Project Number: 54407

Start Date: Oct. 2023

Description:

Completion Date: Sep. 2027

Routine repair and maintenance at the fire station located at 4800 Los Rios Blvd.

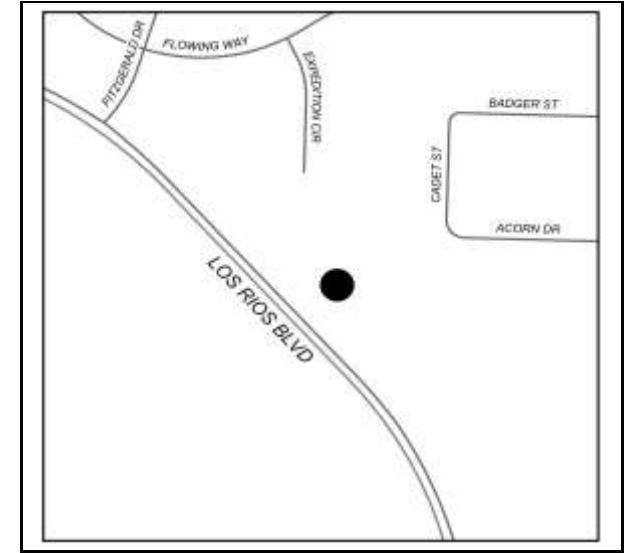
2022-23: Replace 80 kW generator (CMF 54542)

2023-24: HVAC Replacement - \$110K

2024-25: Refinish Bay Floors - \$100K

2025-26: Roof Replacement - \$300K; Replace carpet - \$80K; Interior paint - \$10K

2026-27: Replace 80 kW generator -\$150K; Exterior waterproofing & paint - \$75K; Replace carpet & floor finishes - \$210K; Replace exhaust fans - \$16K; Replace hot water heater - \$40K



EXPENDITURES	Prior Years	Re-Estimate	2022-23	2023-24	2024-25	2025-26	2026-27	Future Yrs	Total
Land	0	0	0	0	0	0	0	0	0
Design	2,463	0	0	0	0	0	0	0	2,463
Construction	24,742	8,217	0	0	100,000	390,000	491,000	0	1,013,959
Equipment	0	0	0	110,000	0	0	0	0	110,000
TOTAL	27,205	8,217	0	110,000	100,000	390,000	491,000	0	1,126,422

REVENUES	Prior Years	Re-Estimate	2022-23	2023-24	2024-25	2025-26	2026-27	Future Yrs	Total
CMF	27,205	8,217	0	110,000	100,000	390,000	491,000	0	1,126,422
N/A	0	0	0	0	0	0	0	0	0
N/A	0	0	0	0	0	0	0	0	0
TOTAL	27,205	8,217	0	110,000	100,000	390,000	491,000	0	1,126,422

OPERATING BUDGET IMPACT	2022-23	2023-24	2024-25	2025-26	2026-27	Future Yrs	Total
	0	0	0	0	0	0	0

CITY OF PLANO

COMMUNITY INVESTMENT PROGRAM

Project Name: Fire Station 11 Generator

Project Number: 54542

Start Date: Oct. 2021

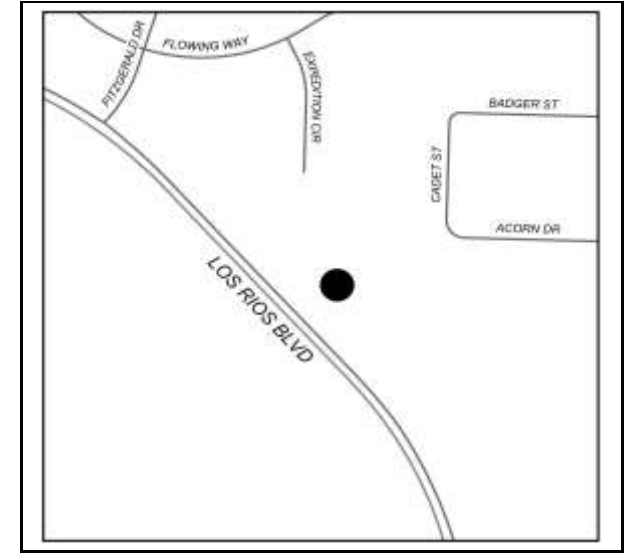
Description:

Completion Date: Sep. 2023

Replace 80 kW generator at the fire station located at 4800 Los Rios Blvd.

Project Number TBD

(CMF parent account 54407)



EXPENDITURES	Prior Years	Re-Estimate	2022-23	2023-24	2024-25	2025-26	2026-27	Future Yrs	Total
Land	0	0	0	0	0	0	0	0	0
Design	0	0	0	0	0	0	0	0	0
Construction	0	21,783	170,000	0	0	0	0	0	191,783
Equipment	0	0	0	0	0	0	0	0	0
TOTAL	0	21,783	170,000	0	0	0	0	0	191,783

REVENUES	Prior Years	Re-Estimate	2022-23	2023-24	2024-25	2025-26	2026-27	Future Yrs	Total
CMF	0	21,783	170,000	0	0	0	0	0	191,783
N/A	0	0	0	0	0	0	0	0	0
N/A	0	0	0	0	0	0	0	0	0
TOTAL	0	21,783	170,000	0	0	0	0	0	191,783

OPERATING BUDGET IMPACT	2022-23	2023-24	2024-25	2025-26	2026-27	Future Yrs	Total
	0	0	0	0	0	0	0

CITY OF PLANO

COMMUNITY INVESTMENT PROGRAM

Project Name: Fire Station 12

Project Number: 54510

Start Date: Oct. 2014

Description:

Completion Date: Sep. 2027

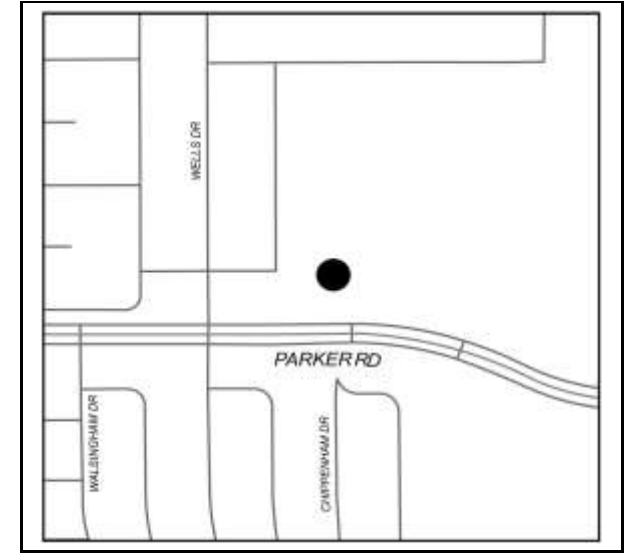
Routine repair and maintenance of the fire station located at 4125 West Parker Road.

2021-22: Re-utilize existing generator & modify ATS (CMF 54532); Replace VRF Air Conditioning System (CMF 54531); Vehicle Canopies for Parking Lot (CMF 54536)

2024-25: Replace Hot Water Heater - \$18K; Replace Bay Heaters - \$50K; Replace AAON System - \$50K

2025-26: Replace Carpet - \$80K

2026-27: Replace Generator - \$200K



EXPENDITURES	Prior Years	Re-Estimate	2022-23	2023-24	2024-25	2025-26	2026-27	Future Yrs	Total
Land	0	0	0	0	0	0	0	0	0
Design	28,800	0	0	0	0	0	0	0	28,800
Construction	22,025	27,680	0	0	50,000	80,000	200,000	0	379,705
Equipment	0	0	0	0	68,000	0	0	0	68,000
TOTAL	50,825	27,680	0	0	118,000	80,000	200,000	0	476,505

REVENUES	Prior Years	Re-Estimate	2022-23	2023-24	2024-25	2025-26	2026-27	Future Yrs	Total
CMF	50,825	27,680	0	0	118,000	80,000	200,000	0	476,505
N/A	0	0	0	0	0	0	0	0	0
N/A	0	0	0	0	0	0	0	0	0
TOTAL	50,825	27,680	0	0	118,000	80,000	200,000	0	476,505

OPERATING BUDGET IMPACT	2022-23	2023-24	2024-25	2025-26	2026-27	Future Yrs	Total
	0	0	0	0	0	0	0

CITY OF PLANO

COMMUNITY INVESTMENT PROGRAM

Project Name: Fire Station 12 Generator

Project Number: 54532

Start Date: Oct. 2021

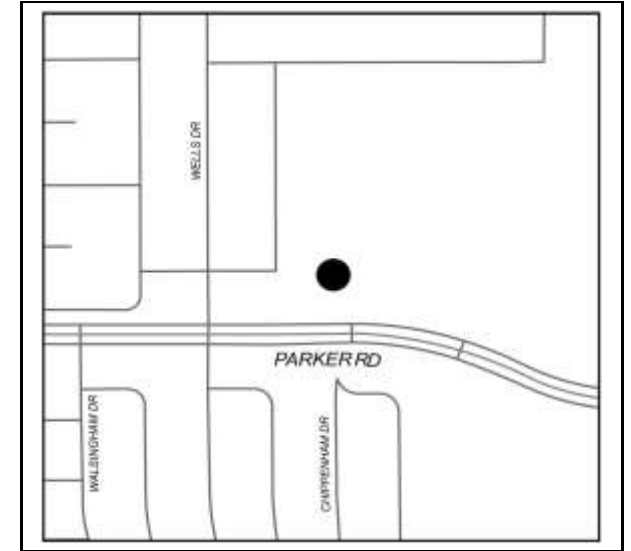
Description:

Completion Date: Sep. 2023

Modify ATS & re-utilitze existing generator at the fire station located at 4125 West Parker Road.

Project Number 7464

(CMF parent account 54510)



EXPENDITURES	Prior Years	Re-Estimate	2022-23	2023-24	2024-25	2025-26	2026-27	Future Yrs	Total
Land	0	0	0	0	0	0	0	0	0
Design	0	0	0	0	0	0	0	0	0
Construction	0	21,620	0	0	0	0	0	0	21,620
Equipment	0	0	0	0	0	0	0	0	0
TOTAL	0	21,620	0	0	0	0	0	0	21,620

REVENUES	Prior Years	Re-Estimate	2022-23	2023-24	2024-25	2025-26	2026-27	Future Yrs	Total
CMF	0	21,620	0	0	0	0	0	0	21,620
N/A	0	0	0	0	0	0	0	0	0
N/A	0	0	0	0	0	0	0	0	0
TOTAL	0	21,620	0	0	0	0	0	0	21,620

OPERATING BUDGET IMPACT	2022-23	2023-24	2024-25	2025-26	2026-27	Future Yrs	Total
	0	0	0	0	0	0	0

CITY OF PLANO

COMMUNITY INVESTMENT PROGRAM

Project Name: Fire Station 12 VRF A/C System

Project Number: 54531

Start Date: Oct. 2021

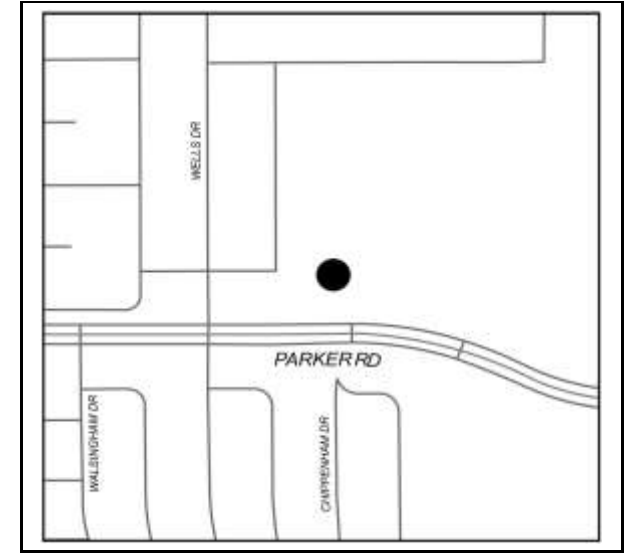
Description:

Completion Date: Sep. 2023

Replace VRF Air Conditioning System at the fire station located at 4125 West Parker Road.

Project Number 7444

(CMF parent account 54510)



EXPENDITURES	Prior Years	Re-Estimate	2022-23	2023-24	2024-25	2025-26	2026-27	Future Yrs	Total
Land	0	0	0	0	0	0	0	0	0
Design	0	0	0	0	0	0	0	0	0
Construction	0	209,020	0	0	0	0	0	0	209,020
Equipment	0	0	0	0	0	0	0	0	0
TOTAL	0	209,020	0	0	0	0	0	0	209,020

REVENUES	Prior Years	Re-Estimate	2022-23	2023-24	2024-25	2025-26	2026-27	Future Yrs	Total
CMF	0	209,020	0	0	0	0	0	0	209,020
N/A	0	0	0	0	0	0	0	0	0
N/A	0	0	0	0	0	0	0	0	0
TOTAL	0	209,020	0	0	0	0	0	0	209,020

OPERATING BUDGET IMPACT	2022-23	2023-24	2024-25	2025-26	2026-27	Future Yrs	Total
	0	0	0	0	0	0	0

CITY OF PLANO

COMMUNITY INVESTMENT PROGRAM

Project Name: Fire Station 13 - Bldg. 101

Project Number: 54513

Start Date: Oct. 2015

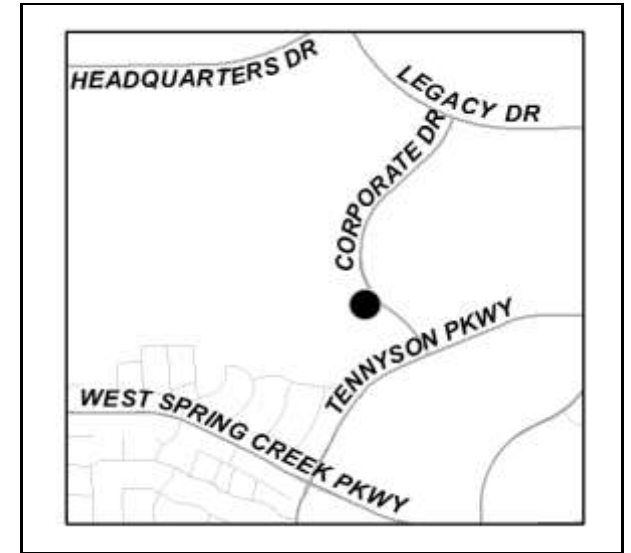
Description:

Completion Date: Sep. 2026

Repairs at the fire station located at 6901 Corporate Dr built in 2011. This facility covers 11,300 square feet with three apparatus bays and accomodates up to 11 fire personnel.

2021-22: Re-utilized existing generator & modify ATS (CMF 54534); Upgrade Daiken system (CMF 54533)

2025-26: Replace ceiling tiles - \$60K; Replace Carpet - \$80K; Replace Hot Water Heater - \$12K



EXPENDITURES	Prior Years	Re-Estimate	2022-23	2023-24	2024-25	2025-26	2026-27	Future Yrs	Total
Land	0	0	0	0	0	0	0	0	0
Design	0	0	0	0	0	0	0	0	0
Construction	103,709	8,380	0	0	0	140,000	0	0	252,089
Equipment	9,700	15,980	0	0	0	12,000	0	0	37,680
TOTAL	113,409	24,360	0	0	0	152,000	0	0	289,769

REVENUES	Prior Years	Re-Estimate	2022-23	2023-24	2024-25	2025-26	2026-27	Future Yrs	Total
CMF	113,409	24,360	0	0	0	152,000	0	0	289,769
N/A	0	0	0	0	0	0	0	0	0
N/A	0	0	0	0	0	0	0	0	0
TOTAL	113,409	24,360	0	0	0	152,000	0	0	289,769

OPERATING BUDGET IMPACT	2022-23	2023-24	2024-25	2025-26	2026-27	Future Yrs	Total
	0	0	0	0	0	0	0

CITY OF PLANO

COMMUNITY INVESTMENT PROGRAM

Project Name: Fire Station 13 Daiken System

Project Number: 54533

Start Date: Oct. 2021

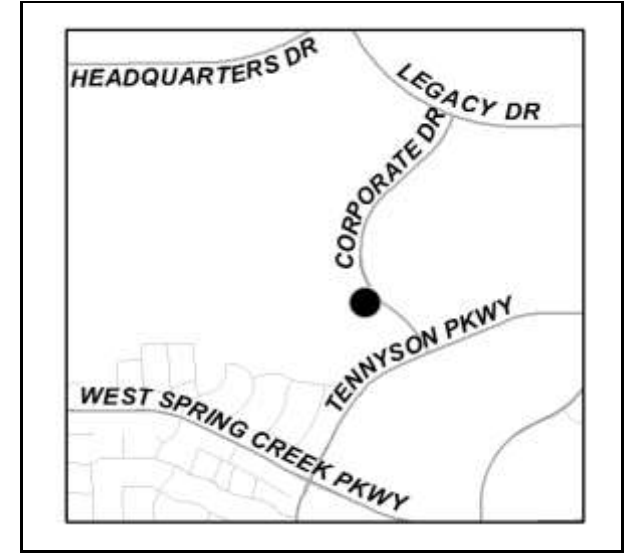
Description:

Completion Date: Sep. 2023

Upgrade Daiken system at the fire station located at 6901 Corporate Dr.

Project Number 7498

(CMF parent account 54513)



EXPENDITURES	Prior Years	Re-Estimate	2022-23	2023-24	2024-25	2025-26	2026-27	Future Yrs	Total
Land	0	0	0	0	0	0	0	0	0
Design	0	0	0	0	0	0	0	0	0
Construction	0	209,020	0	0	0	0	0	0	209,020
Equipment	0	0	0	0	0	0	0	0	0
TOTAL	0	209,020	0	0	0	0	0	0	209,020

REVENUES	Prior Years	Re-Estimate	2022-23	2023-24	2024-25	2025-26	2026-27	Future Yrs	Total
CMF	0	209,020	0	0	0	0	0	0	209,020
N/A	0	0	0	0	0	0	0	0	0
N/A	0	0	0	0	0	0	0	0	0
TOTAL	0	209,020	0	0	0	0	0	0	209,020

OPERATING BUDGET IMPACT	2022-23	2023-24	2024-25	2025-26	2026-27	Future Yrs	Total
	0	0	0	0	0	0	0

CITY OF PLANO

COMMUNITY INVESTMENT PROGRAM

Project Name: Fire Station 13 Generator

Project Number: 54534

Start Date: Oct. 2021

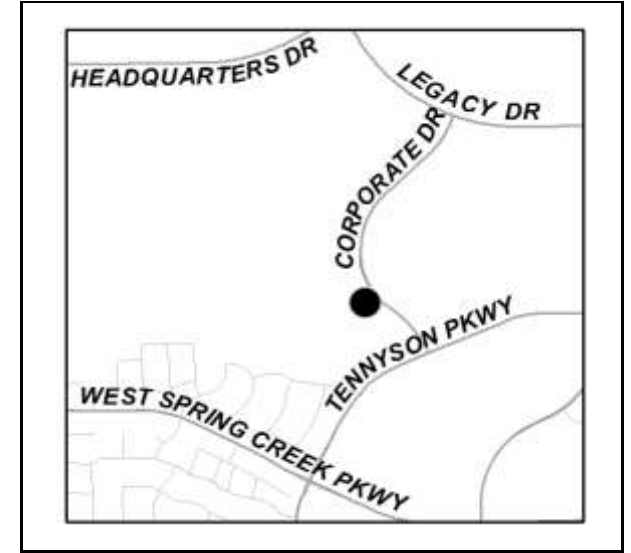
Description:

Completion Date: Sep. 2023

Re-utilized existing generator & modify ATS at the fire station located at 6901 Corporate Dr .

Project Number 7401

(CMF parent account 54513)



EXPENDITURES	Prior Years	Re-Estimate	2022-23	2023-24	2024-25	2025-26	2026-27	Future Yrs	Total
Land	0	0	0	0	0	0	0	0	0
Design	0	0	0	0	0	0	0	0	0
Construction	0	21,620	0	0	0	0	0	0	21,620
Equipment	0	0	0	0	0	0	0	0	0
TOTAL	0	21,620	0	0	0	0	0	0	21,620

REVENUES	Prior Years	Re-Estimate	2022-23	2023-24	2024-25	2025-26	2026-27	Future Yrs	Total
CMF	0	21,620	0	0	0	0	0	0	21,620
N/A	0	0	0	0	0	0	0	0	0
N/A	0	0	0	0	0	0	0	0	0
TOTAL	0	21,620	0	0	0	0	0	0	21,620

OPERATING BUDGET IMPACT	2022-23	2023-24	2024-25	2025-26	2026-27	Future Yrs	Total
	0	0	0	0	0	0	0

CITY OF PLANO

COMMUNITY INVESTMENT PROGRAM

Project Name: Fire Station 3 Generator

Project Number: 54550

Start Date: Oct. 2021

Description:

Completion Date: Sep. 2023

Replace existing generator & ATS at this facility, located at 3520 Sherrye Drive

Project Number 7422

(CMF parent account 54405).



EXPENDITURES	Prior Years	Re-Estimate	2022-23	2023-24	2024-25	2025-26	2026-27	Future Yrs	Total
Land	0	0	0	0	0	0	0	0	0
Design	0	0	0	0	0	0	0	0	0
Construction	0	133,490	0	0	0	0	0	0	133,490
Equipment	0	0	0	0	0	0	0	0	0
TOTAL	0	133,490	0	0	0	0	0	0	133,490
REVENUES	Prior Years	Re-Estimate	2022-23	2023-24	2024-25	2025-26	2026-27	Future Yrs	Total
CMF	0	133,490	0	0	0	0	0	0	133,490
N/A	0	0	0	0	0	0	0	0	0
N/A	0	0	0	0	0	0	0	0	0
TOTAL	0	133,490	0	0	0	0	0	0	133,490
OPERATING BUDGET IMPACT			2022-23	2023-24	2024-25	2025-26	2026-27	Future Yrs	Total
			0	0	0	0	0	0	0

CITY OF PLANO

COMMUNITY INVESTMENT PROGRAM

Project Name: Fire Station 4 Generator

Project Number: 54540

Start Date: Oct. 2021

Description:

Completion Date: Sep. 2023

Re-utilize generator at fire station located at 6000 Roundrock Drive to service entire station and replace ATS & electric main panel

Project Number 7423

(CMF parent account 54415)



EXPENDITURES	Prior Years	Re-Estimate	2022-23	2023-24	2024-25	2025-26	2026-27	Future Yrs	Total
Land	0	0	0	0	0	0	0	0	0
Design	0	0	0	0	0	0	0	0	0
Construction	0	49,470	0	0	0	0	0	0	49,470
Equipment	0	0	0	0	0	0	0	0	0
TOTAL	0	49,470	0	0	0	0	0	0	49,470

REVENUES	Prior Years	Re-Estimate	2022-23	2023-24	2024-25	2025-26	2026-27	Future Yrs	Total
CMF	0	49,470	0	0	0	0	0	0	49,470
N/A	0	0	0	0	0	0	0	0	0
N/A	0	0	0	0	0	0	0	0	0
TOTAL	0	49,470	0	0	0	0	0	0	49,470

OPERATING BUDGET IMPACT	2022-23	2023-24	2024-25	2025-26	2026-27	Future Yrs	Total
	0	0	0	0	0	0	0

CITY OF PLANO

COMMUNITY INVESTMENT PROGRAM

Project Name: Fire Station 4 Restrooms/Gates/Cabinets

Project Number: 54539

Start Date: Oct. 2022

Description:

Completion Date: Sep. 2024

Remodeling and updates to fire station located at 6000 Roundrock Drive, including:

Remodel Restrooms - \$500K

Replace Bay Door Gates, \$46K

Replace cabinets, doors, & drawers - \$47K

Project Number TBD

(CMF parent account 54415)



EXPENDITURES	Prior Years	Re-Estimate	2022-23	2023-24	2024-25	2025-26	2026-27	Future Yrs	Total
Land	0	0	0	0	0	0	0	0	0
Design	0	0	0	0	0	0	0	0	0
Construction	0	0	593,201	0	0	0	0	0	593,201
Equipment	0	0	0	0	0	0	0	0	0
TOTAL	0	0	593,201	0	0	0	0	0	593,201

REVENUES	Prior Years	Re-Estimate	2022-23	2023-24	2024-25	2025-26	2026-27	Future Yrs	Total
CMF	0	0	593,201	0	0	0	0	0	593,201
N/A	0	0	0	0	0	0	0	0	0
N/A	0	0	0	0	0	0	0	0	0
TOTAL	0	0	593,201	0	0	0	0	0	593,201

OPERATING BUDGET IMPACT	2022-23	2023-24	2024-25	2025-26	2026-27	Future Yrs	Total
	0	0	0	0	0	0	0

CITY OF PLANO

COMMUNITY INVESTMENT PROGRAM

Project Name: Fire Station 5 Generator

Project Number: 54552

Start Date: Oct. 2021

Description:

Completion Date: Sep. 2023

Replace ATS and re-utilize generator for entire fire station located at 5115 West Park Boulevard.

Project Number 7424

(CMF parent account 54552)



EXPENDITURES	Prior Years	Re-Estimate	2022-23	2023-24	2024-25	2025-26	2026-27	Future Yrs	Total
Land	0	0	0	0	0	0	0	0	0
Design	0	0	0	0	0	0	0	0	0
Construction	0	35,238	0	0	0	0	0	0	35,238
Equipment	0	0	0	0	0	0	0	0	0
TOTAL	0	35,238	0	0	0	0	0	0	35,238

REVENUES	Prior Years	Re-Estimate	2022-23	2023-24	2024-25	2025-26	2026-27	Future Yrs	Total
CMF	0	35,238	0	0	0	0	0	0	35,238
N/A	0	0	0	0	0	0	0	0	0
N/A	0	0	0	0	0	0	0	0	0
TOTAL	0	35,238	0	0	0	0	0	0	35,238

OPERATING BUDGET IMPACT	2022-23	2023-24	2024-25	2025-26	2026-27	Future Yrs	Total
	0	0	0	0	0	0	0

CITY OF PLANO

COMMUNITY INVESTMENT PROGRAM

Project Name: Fire Station 6 - Bldg

Project Number: 54448

Start Date: Oct. 2012

Description:

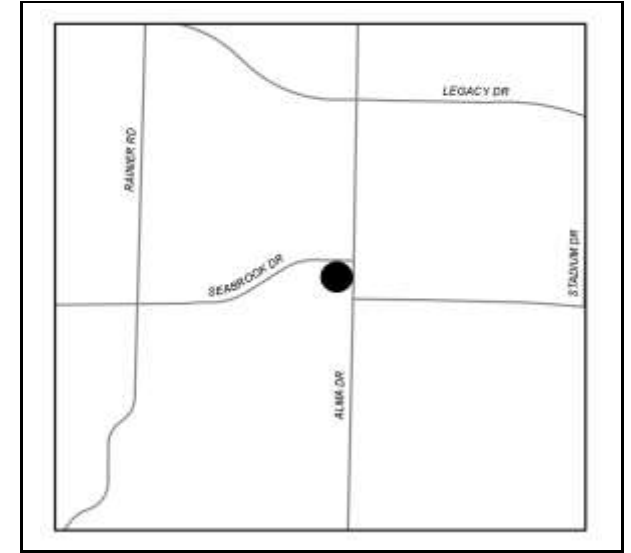
Completion Date: Sep. 2024

Routine repair and maintenance of the fire station located at 6651 Alma Drive that was built in 1986. This 7,523 square foot facility has two apparatus bays and can accommodate up to 12 personnel.

2021-22: Replace generator - \$20,000

2022-23: Replace Lighting Control - \$60K

2023-24 - Replace Carpet - \$35K



EXPENDITURES	Prior Years	Re-Estimate	2022-23	2023-24	2024-25	2025-26	2026-27	Future Yrs	Total
Land	0	0	0	0	0	0	0	0	0
Design	350	0	0	0	0	0	0	0	350
Construction	252,851	91,171	60,000	35,000	0	0	0	0	439,022
Equipment	5,865	0	0	0	0	0	0	0	5,865
TOTAL	259,066	91,171	60,000	35,000	0	0	0	0	445,237

REVENUES	Prior Years	Re-Estimate	2022-23	2023-24	2024-25	2025-26	2026-27	Future Yrs	Total
CMF	259,066	91,171	60,000	35,000	0	0	0	0	445,237
N/A	0	0	0	0	0	0	0	0	0
N/A	0	0	0	0	0	0	0	0	0
TOTAL	259,066	91,171	60,000	35,000	0	0	0	0	445,237

OPERATING BUDGET IMPACT	2022-23	2023-24	2024-25	2025-26	2026-27	Future Yrs	Total
	0	0	0	0	0	0	0

CITY OF PLANO

COMMUNITY INVESTMENT PROGRAM

Project Name: Fire Station 7 Generator

Project Number: 54553

Start Date: Oct. 2021

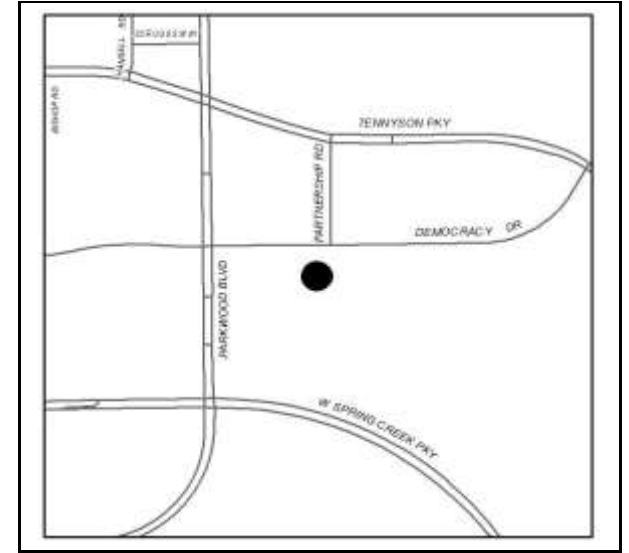
Description:

Completion Date: Sep. 2023

Replace generator & ATS at fire station located at 5602 Democracy Drive.

Project Number 7425

(CMF parent account 54467)



EXPENDITURES	Prior Years	Re-Estimate	2022-23	2023-24	2024-25	2025-26	2026-27	Future Yrs	Total
Land	0	0	0	0	0	0	0	0	0
Design	0	0	0	0	0	0	0	0	0
Construction	0	276,648	0	0	0	0	0	0	276,648
Equipment	0	0	0	0	0	0	0	0	0
TOTAL	0	276,648	0	0	0	0	0	0	276,648

REVENUES	Prior Years	Re-Estimate	2022-23	2023-24	2024-25	2025-26	2026-27	Future Yrs	Total
CMF	0	276,648	0	0	0	0	0	0	276,648
N/A	0	0	0	0	0	0	0	0	0
N/A	0	0	0	0	0	0	0	0	0
TOTAL	0	276,648	0	0	0	0	0	0	276,648

OPERATING BUDGET IMPACT	2022-23	2023-24	2024-25	2025-26	2026-27	Future Yrs	Total
	0	0	0	0	0	0	0

CITY OF PLANO

COMMUNITY INVESTMENT PROGRAM

Project Name: Fire Station 8 Generator

Project Number: 54554

Start Date: Oct. 2021

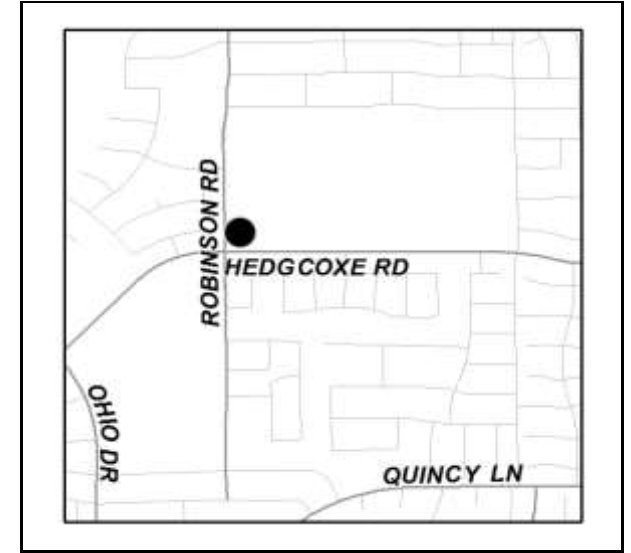
Description:

Completion Date: Sep. 2023

Replace generator & ATS at facility located at 4621 Hedgcoxe.

Project Number 7441

(CMF parent account 54487)



EXPENDITURES	Prior Years	Re-Estimate	2022-23	2023-24	2024-25	2025-26	2026-27	Future Yrs	Total
Land	0	0	0	0	0	0	0	0	0
Design	0	0	0	0	0	0	0	0	0
Construction	0	146,896	0	0	0	0	0	0	146,896
Equipment	0	0	0	0	0	0	0	0	0
TOTAL	0	146,896	0	0	0	0	0	0	146,896

REVENUES	Prior Years	Re-Estimate	2022-23	2023-24	2024-25	2025-26	2026-27	Future Yrs	Total
CMF	0	146,896	0	0	0	0	0	0	146,896
N/A	0	0	0	0	0	0	0	0	0
N/A	0	0	0	0	0	0	0	0	0
TOTAL	0	146,896	0	0	0	0	0	0	146,896

OPERATING BUDGET IMPACT	2022-23	2023-24	2024-25	2025-26	2026-27	Future Yrs	Total
	0	0	0	0	0	0	0

CITY OF PLANO

COMMUNITY INVESTMENT PROGRAM

Project Name: Fire Station 9 Generator

Project Number: 54549

Start Date: Oct. 2021

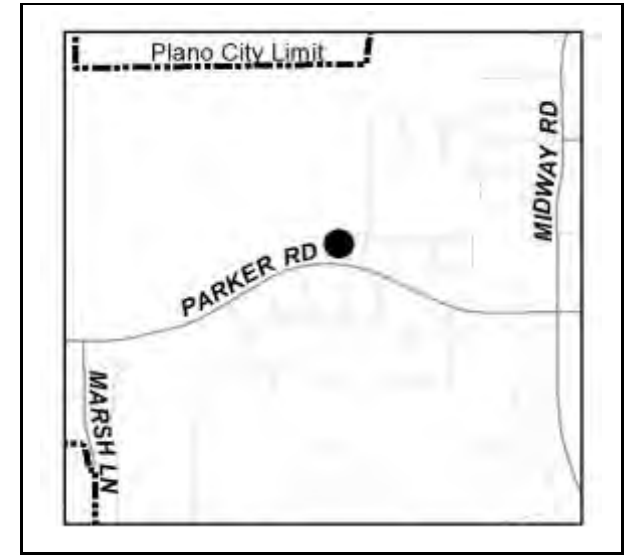
Description:

Completion Date: Sep. 2023

Replace ATS and re-utilize generator to service entire fire station located at 6625 Parker Road.

Project Number 7426

(CMF parent account 54491)



EXPENDITURES	Prior Years	Re-Estimate	2022-23	2023-24	2024-25	2025-26	2026-27	Future Yrs	Total
Land	0	0	0	0	0	0	0	0	0
Design	0	0	0	0	0	0	0	0	0
Construction	0	31,312	0	0	0	0	0	0	31,312
Equipment	0	0	0	0	0	0	0	0	0
TOTAL	0	31,312	0	0	0	0	0	0	31,312

REVENUES	Prior Years	Re-Estimate	2022-23	2023-24	2024-25	2025-26	2026-27	Future Yrs	Total
CMF	0	31,312	0	0	0	0	0	0	31,312
N/A	0	0	0	0	0	0	0	0	0
N/A	0	0	0	0	0	0	0	0	0
TOTAL	0	31,312	0	0	0	0	0	0	31,312

OPERATING BUDGET IMPACT	2022-23	2023-24	2024-25	2025-26	2026-27	Future Yrs	Total
	0	0	0	0	0	0	0

CITY OF PLANO

COMMUNITY INVESTMENT PROGRAM

Project Name: Fire Stations & Facilities

Project Number: 54523

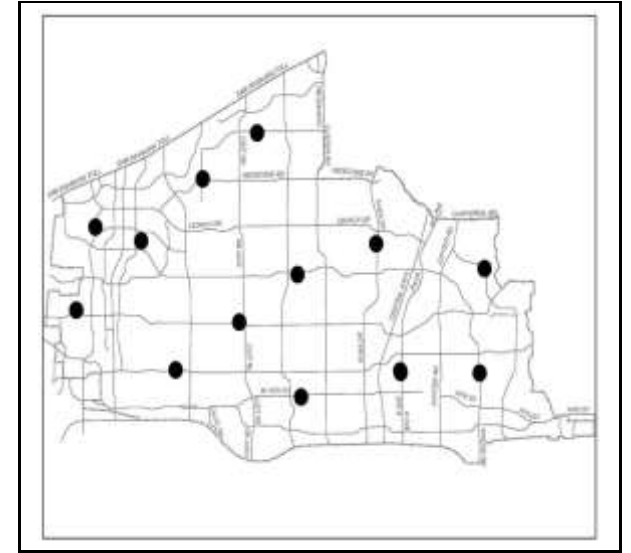
Start Date: Jan. 2021

Description:

Completion Date: Sep. 2023

Routine repair and maintenance of all Fire Department facilities, including thirteen (13) Fire Stations located strategically throughout the city.

2022-23: Replace Remote Overhead Door Opening System - \$325K; Install a 200 kW Generator at Fire Training Center (CMF 54537)



EXPENDITURES	Prior Years	Re-Estimate	2022-23	2023-24	2024-25	2025-26	2026-27	Future Yrs	Total
Land	0	0	0	0	0	0	0	0	0
Design	0	0	0	0	0	0	0	0	0
Construction	0	0	325,000	0	0	0	0	0	325,000
Equipment	0	0	0	0	0	0	0	0	0
TOTAL	0	0	325,000	0	0	0	0	0	325,000

REVENUES	Prior Years	Re-Estimate	2022-23	2023-24	2024-25	2025-26	2026-27	Future Yrs	Total
CMF	0	0	325,000	0	0	0	0	0	325,000
N/A	0	0	0	0	0	0	0	0	0
N/A	0	0	0	0	0	0	0	0	0
TOTAL	0	0	325,000	0	0	0	0	0	325,000

OPERATING BUDGET IMPACT	2022-23	2023-24	2024-25	2025-26	2026-27	Future Yrs	Total
	0	0	0	0	0	0	0

CITY OF PLANO

COMMUNITY INVESTMENT PROGRAM

Project Name: Fire Training Center Generator

Project Number: 54537

Start Date: Oct. 2022

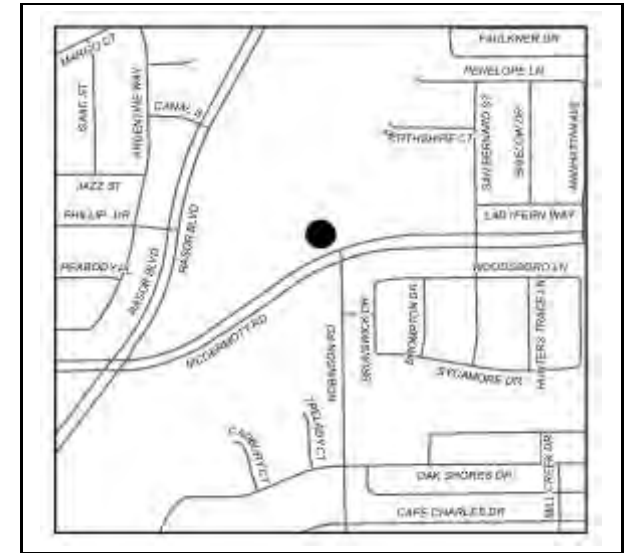
Description:

Completion Date: Sep. 2024

Install a 200 kW Generator at Fire Training Center facility located at the northwest corner of McDermott Road and Robinson Road.

Project Number TBD

(CMF parent account 54523)



EXPENDITURES	Prior Years	Re-Estimate	2022-23	2023-24	2024-25	2025-26	2026-27	Future Yrs	Total
Land	0	0	0	0	0	0	0	0	0
Design	0	0	0	0	0	0	0	0	0
Construction	0	0	360,000	0	0	0	0	0	360,000
Equipment	0	0	0	0	0	0	0	0	0
TOTAL	0	0	360,000	0	0	0	0	0	360,000

REVENUES	Prior Years	Re-Estimate	2022-23	2023-24	2024-25	2025-26	2026-27	Future Yrs	Total
CMF	0	0	360,000	0	0	0	0	0	360,000
N/A	0	0	0	0	0	0	0	0	0
N/A	0	0	0	0	0	0	0	0	0
TOTAL	0	0	360,000	0	0	0	0	0	360,000

OPERATING BUDGET IMPACT	2022-23	2023-24	2024-25	2025-26	2026-27	Future Yrs	Total
	0	0	0	0	0	0	0

CITY OF PLANO

COMMUNITY INVESTMENT PROGRAM

Project Name: Fluorescent Lighting

Project Number: 54431

Start Date: Oct. 2012

Description:

Completion Date: Sep. 2022

Replace fluorescent lamps throughout the City with energy efficient lamps.

2021-22: Replace lighting in buildings, citywide - \$100K



EXPENDITURES	Prior Years	Re-Estimate	2022-23	2023-24	2024-25	2025-26	2026-27	Future Yrs	Total
Land	0	0	0	0	0	0	0	0	0
Design	0	0	0	0	0	0	0	0	0
Construction	0	100,000	0	0	0	0	0	0	100,000
Equipment	83,058	0	0	0	0	0	0	0	83,058
TOTAL	83,058	100,000	0	0	0	0	0	0	183,058

REVENUES	Prior Years	Re-Estimate	2022-23	2023-24	2024-25	2025-26	2026-27	Future Yrs	Total
CMF	83,058	100,000	0	0	0	0	0	0	183,058
N/A	0	0	0	0	0	0	0	0	0
N/A	0	0	0	0	0	0	0	0	0
TOTAL	83,058	100,000	0	0	0	0	0	0	183,058

OPERATING BUDGET IMPACT	2022-23	2023-24	2024-25	2025-26	2026-27	Future Yrs	Total
	0	0	0	0	0	0	0

CITY OF PLANO

COMMUNITY INVESTMENT PROGRAM

Project Name: Furniture Replacement

Project Number: 54461

Start Date: Oct. 2018

Description:

Completion Date: Sep. 2027

Replacement of furniture at city facilities that has reached the end of its useful life.

2022-23: Replace modular furniture at Municipal Center - \$1.7M



EXPENDITURES	Prior Years	Re-Estimate	2022-23	2023-24	2024-25	2025-26	2026-27	Future Yrs	Total
Land	0	0	0	0	0	0	0	0	0
Design	0	0	0	0	0	0	0	0	0
Construction	199,427	0	0	0	0	0	0	0	199,427
Equipment	8,957	194,366	1,700,000	200,000	200,000	200,000	200,000	0	2,703,323
TOTAL	208,384	194,366	1,700,000	200,000	200,000	200,000	200,000	0	2,902,750

REVENUES	Prior Years	Re-Estimate	2022-23	2023-24	2024-25	2025-26	2026-27	Future Yrs	Total
CMF	208,384	194,366	1,700,000	200,000	200,000	200,000	200,000	0	2,902,750
N/A	0	0	0	0	0	0	0	0	0
N/A	0	0	0	0	0	0	0	0	0
TOTAL	208,384	194,366	1,700,000	200,000	200,000	200,000	200,000	0	2,902,750

OPERATING BUDGET IMPACT	2022-23	2023-24	2024-25	2025-26	2026-27	Future Yrs	Total
	0	0	0	0	0	0	0

CITY OF PLANO

COMMUNITY INVESTMENT PROGRAM

Project Name: Haggard Library - Bldg. 60

Project Number: 54427

Start Date: Oct. 2012

Description:

Completion Date: Sep. 2027

Routine repair and maintenance of facility located at 2501 Coit Road that was constructed in 1989. The facility covers 60,871 square feet across two floors and a basement.

2021-22: Rooftop AC Units & Basement VAV replacement (CMF 54535); Re-pave Main Entry (CMF 54572)

2023-24: Mortar Joint Replacement & Limestone Resealing - \$145K

2024-25: Replace Roof - \$700K

2026-27: Replace Air Cooled Chillers - \$300K



EXPENDITURES	Prior Years	Re-Estimate	2022-23	2023-24	2024-25	2025-26	2026-27	Future Yrs	Total
Land	0	0	0	0	0	0	0	0	0
Design	91,466	12,200	0	0	0	0	0	0	103,666
Construction	665,312	92,022	0	145,000	700,000	0	300,000	0	1,902,334
Equipment	124,737	15,600	0	0	0	0	0	0	140,337
TOTAL	881,515	119,822	0	145,000	700,000	0	300,000	0	2,146,337
REVENUES	Prior Years	Re-Estimate	2022-23	2023-24	2024-25	2025-26	2026-27	Future Yrs	Total
CMF	881,515	119,822	0	145,000	700,000	0	300,000	0	2,146,337
N/A	0	0	0	0	0	0	0	0	0
N/A	0	0	0	0	0	0	0	0	0
TOTAL	881,515	119,822	0	145,000	700,000	0	300,000	0	2,146,337
OPERATING BUDGET IMPACT			2022-23	2023-24	2024-25	2025-26	2026-27	Future Yrs	Total
			0	0	0	0	0	0	0

CITY OF PLANO

COMMUNITY INVESTMENT PROGRAM

Project Name: Haggard Library Entryway

Project Number: 54572

Start Date: Oct. 2022

Description:

Completion Date: Sep. 2024

Replace the tile at the front entrance of the facility located at 2501 Coit Road with concrete. The tile becomes slippery when wet and poses a fall hazard for the public entering the building

Project Number FAC-F-7624

(CMF parent account 54427)



EXPENDITURES	Prior Years	Re-Estimate	2022-23	2023-24	2024-25	2025-26	2026-27	Future Yrs	Total
Land	0	0	0	0	0	0	0	0	0
Design	0	10,000	0	0	0	0	0	0	10,000
Construction	0	80,000	0	0	0	0	0	0	80,000
Equipment	0	0	0	0	0	0	0	0	0
TOTAL	0	90,000	0	0	0	0	0	0	90,000
REVENUES	Prior Years	Re-Estimate	2022-23	2023-24	2024-25	2025-26	2026-27	Future Yrs	Total
CMF	0	90,000	0	0	0	0	0	0	90,000
N/A	0	0	0	0	0	0	0	0	0
N/A	0	0	0	0	0	0	0	0	0
TOTAL	0	90,000	0	0	0	0	0	0	90,000
OPERATING BUDGET IMPACT			2022-23	2023-24	2024-25	2025-26	2026-27	Future Yrs	Total
			0	0	0	0	0	0	0

CITY OF PLANO

COMMUNITY INVESTMENT PROGRAM

Project Name: Haggard Library HVAC / VAV

Project Number: 54535

Start Date: Oct. 2021

Description:

Completion Date: Sep. 2024

Installation of rooftop AC Units & replacement of Variable Air Volume (VAV) system in basement at the facility located at 2501 Coit Road.

Project Number 7475

(CMF parent account 54427)



EXPENDITURES	Prior Years	Re-Estimate	2022-23	2023-24	2024-25	2025-26	2026-27	Future Yrs	Total
Land	0	0	0	0	0	0	0	0	0
Design	0	0	0	0	0	0	0	0	0
Construction	0	313,200	0	0	0	0	0	0	313,200
Equipment	0	0	0	0	0	0	0	0	0
TOTAL	0	313,200	0	0	0	0	0	0	313,200
REVENUES	Prior Years	Re-Estimate	2022-23	2023-24	2024-25	2025-26	2026-27	Future Yrs	Total
CMF	0	313,200	0	0	0	0	0	0	313,200
N/A	0	0	0	0	0	0	0	0	0
N/A	0	0	0	0	0	0	0	0	0
TOTAL	0	313,200	0	0	0	0	0	0	313,200
OPERATING BUDGET IMPACT			2022-23	2023-24	2024-25	2025-26	2026-27	Future Yrs	Total
			0	0	0	0	0	0	0

CITY OF PLANO

COMMUNITY INVESTMENT PROGRAM

Project Name: Harrington Library - Bldg. 10

Project Number: 54440

Start Date: Oct. 2012

Description:

Completion Date: Sep. 2023

Routine repair and maintenance of facility located at 1501 18th Street that was built in 1969 and upgraded in 2007. The library branch covers 34,400 square feet.

2021-22: Furniture Replacement - \$330K

2022-23: Upgrade HVAC Controls - \$60K



EXPENDITURES	Prior Years	Re-Estimate	2022-23	2023-24	2024-25	2025-26	2026-27	Future Yrs	Total
Land	0	0	0	0	0	0	0	0	0
Design	51,070	0	0	0	0	0	0	0	51,070
Construction	610,745	378,340	60,000	0	0	0	0	0	1,049,085
Equipment	180,770	330,000	0	0	0	0	0	0	510,770
TOTAL	842,585	708,340	60,000	0	0	0	0	0	1,610,925

REVENUES	Prior Years	Re-Estimate	2022-23	2023-24	2024-25	2025-26	2026-27	Future Yrs	Total
CMF	842,585	708,340	60,000	0	0	0	0	0	1,610,925
N/A	0	0	0	0	0	0	0	0	0
N/A	0	0	0	0	0	0	0	0	0
TOTAL	842,585	708,340	60,000	0	0	0	0	0	1,610,925

OPERATING BUDGET IMPACT	2022-23	2023-24	2024-25	2025-26	2026-27	Future Yrs	Total
	0	0	0	0	0	0	0

CITY OF PLANO

COMMUNITY INVESTMENT PROGRAM

Project Name: Interurban Station Museum - Bldg. 61

Project Number: 54441

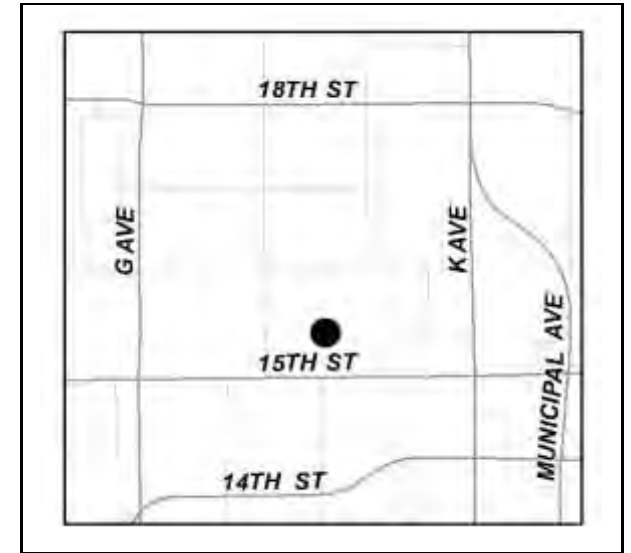
Start Date: Oct. 2015

Description:

Completion Date: Sep. 2022

Routine repair and maintenance of facility located at 901 East 15th Street that was built in 1903 and renovated in 1990. The facility covers 2,458 square feet.

2021-22: Replace electrical panels - \$8.5K



EXPENDITURES	Prior Years	Re-Estimate	2022-23	2023-24	2024-25	2025-26	2026-27	Future Yrs	Total
Land	0	0	0	0	0	0	0	0	0
Design	17,625	0	0	0	0	0	0	0	17,625
Construction	188,038	109,627	0	0	0	0	0	0	297,665
Equipment	13,320	0	0	0	0	0	0	0	13,320
TOTAL	218,983	109,627	0	0	0	0	0	0	328,610

REVENUES	Prior Years	Re-Estimate	2022-23	2023-24	2024-25	2025-26	2026-27	Future Yrs	Total
CMF	215,434	109,627	0	0	0	0	0	0	325,061
Insurance Rece	3,549	0	0	0	0	0	0	0	3,549
N/A	0	0	0	0	0	0	0	0	0
TOTAL	218,983	109,627	0	0	0	0	0	0	328,610

OPERATING BUDGET IMPACT	2022-23	2023-24	2024-25	2025-26	2026-27	Future Yrs	Total
	0	0	0	0	0	0	0

CITY OF PLANO

COMMUNITY INVESTMENT PROGRAM

Project Name: Jack Carter Pool Improvements

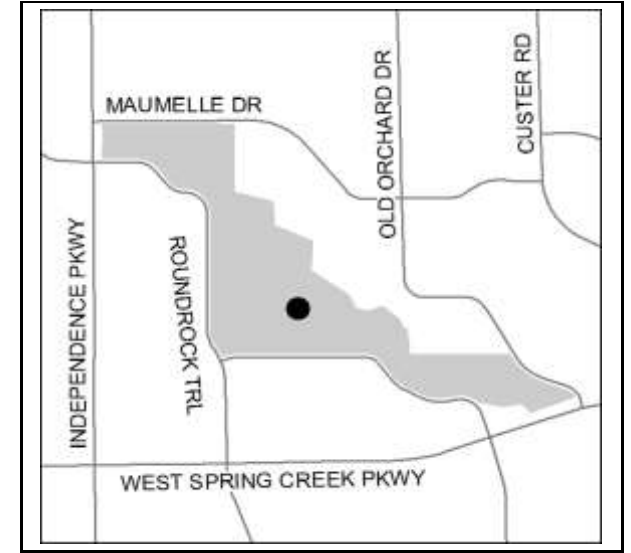
Project Number: 54416

Start Date: Oct. 2018

Description:

Completion Date: Sep. 2023

Routine repair and maintenance of pool and facility located at 2601 Pleasant Valley which was reopened in 2016.



EXPENDITURES	Prior Years	Re-Estimate	2022-23	2023-24	2024-25	2025-26	2026-27	Future Yrs	Total
Land	0	0	0	0	0	0	0	0	0
Design	23,009	0	0	0	0	0	0	0	23,009
Construction	170,045	10,500	0	0	0	0	0	0	180,545
Equipment	0	0	0	0	0	0	0	0	0
TOTAL	193,054	10,500	0	0	0	0	0	0	203,554

REVENUES	Prior Years	Re-Estimate	2022-23	2023-24	2024-25	2025-26	2026-27	Future Yrs	Total
CMF	193,054	10,500	0	0	0	0	0	0	203,554
N/A	0	0	0	0	0	0	0	0	0
N/A	0	0	0	0	0	0	0	0	0
TOTAL	193,054	10,500	0	0	0	0	0	0	203,554

OPERATING BUDGET IMPACT	2022-23	2023-24	2024-25	2025-26	2026-27	Future Yrs	Total
	0	0	0	0	0	0	0

CITY OF PLANO

COMMUNITY INVESTMENT PROGRAM

Project Name: Joint Use Facility - Bldg. 52

Project Number: 54408

Start Date: Oct. 2014

Description:

Completion Date: Sep. 2026

Routine repair and maintenance of facility located at 7501 North Independence Parkway, which was built in 2005 and covers 25,110 square feet.

2021-22: Remodel for PD Expansion - \$865K; Fix floor foundation & finishes in Hardy Room and restrooms - \$568.9K

2022-23: Upgrade HVAC Controls - \$100K; Fix floor foundation & finishes in Hardy Room - \$200K; Replace generator (CMF 54558)

2024-25: Replace Roof & Brick Repair - \$700K

2025-26: Replace 70 gal Water Heater - \$16K



EXPENDITURES	Prior Years	Re-Estimate	2022-23	2023-24	2024-25	2025-26	2026-27	Future Yrs	Total
Land	0	0	0	0	0	0	0	0	0
Design	96,695	85,000	0	0	0	0	0	0	181,695
Construction	204,691	1,692,220	100,000	0	700,000	0	0	0	2,696,911
Equipment	0	154,650	0	0	0	16,000	0	0	170,650
TOTAL	301,386	1,931,870	100,000	0	700,000	16,000	0	0	3,049,256

REVENUES	Prior Years	Re-Estimate	2022-23	2023-24	2024-25	2025-26	2026-27	Future Yrs	Total
CMF	301,386	1,931,870	100,000	0	700,000	16,000	0	0	3,049,256
N/A	0	0	0	0	0	0	0	0	0
N/A	0	0	0	0	0	0	0	0	0
TOTAL	301,386	1,931,870	100,000	0	700,000	16,000	0	0	3,049,256

OPERATING BUDGET IMPACT	2022-23	2023-24	2024-25	2025-26	2026-27	Future Yrs	Total
	0	0	0	0	0	0	0

CITY OF PLANO

COMMUNITY INVESTMENT PROGRAM

Project Name: Joint Use Facility Generator

Project Number: 54558

Start Date: Oct. 2022

Description:

Completion Date: Sep. 2024

Replace generator at the facility located at 7501 North Independence Parkway.

Project Number TBD

(CMF parent account 54408)



EXPENDITURES	Prior Years	Re-Estimate	2022-23	2023-24	2024-25	2025-26	2026-27	Future Yrs	Total
Land	0	0	0	0	0	0	0	0	0
Design	0	0	0	0	0	0	0	0	0
Construction	0	0	260,000	0	0	0	0	0	260,000
Equipment	0	0	0	0	0	0	0	0	0
TOTAL	0	0	260,000	0	0	0	0	0	260,000

REVENUES	Prior Years	Re-Estimate	2022-23	2023-24	2024-25	2025-26	2026-27	Future Yrs	Total
CMF	0	0	260,000	0	0	0	0	0	260,000
N/A	0	0	0	0	0	0	0	0	0
N/A	0	0	0	0	0	0	0	0	0
TOTAL	0	0	260,000	0	0	0	0	0	260,000

OPERATING BUDGET IMPACT	2022-23	2023-24	2024-25	2025-26	2026-27	Future Yrs	Total
	0	0	0	0	0	0	0

CITY OF PLANO

COMMUNITY INVESTMENT PROGRAM

Project Name: Legacy Town Ctr PD Substation

Project Number: 54519

Start Date: Oct. 2019

Description:

Completion Date: Sep. 2027

Routine repair and maintenance of facility located at 7200 Bishop Rd and leased by the City of Plano.

2026-27: Interior Paint - \$3.5K; Replace Carpet - \$25K



EXPENDITURES	Prior Years	Re-Estimate	2022-23	2023-24	2024-25	2025-26	2026-27	Future Yrs	Total
Land	0	0	0	0	0	0	0	0	0
Design	5,000	0	0	0	0	0	0	0	5,000
Construction	8,970	0	0	0	0	0	28,500	0	37,470
Equipment	0	0	0	0	0	0	0	0	0
TOTAL	13,970	0	0	0	0	0	28,500	0	42,470

REVENUES	Prior Years	Re-Estimate	2022-23	2023-24	2024-25	2025-26	2026-27	Future Yrs	Total
CMF	13,970	0	0	0	0	0	28,500	0	42,470
N/A	0	0	0	0	0	0	0	0	0
N/A	0	0	0	0	0	0	0	0	0
TOTAL	13,970	0	0	0	0	0	28,500	0	42,470

OPERATING BUDGET IMPACT	2022-23	2023-24	2024-25	2025-26	2026-27	Future Yrs	Total
	0	0	0	0	0	0	0

CITY OF PLANO

COMMUNITY INVESTMENT PROGRAM

Project Name: Liberty Recreation Center - Bldg. 45

Project Number: 54479

Start Date: Oct. 2012

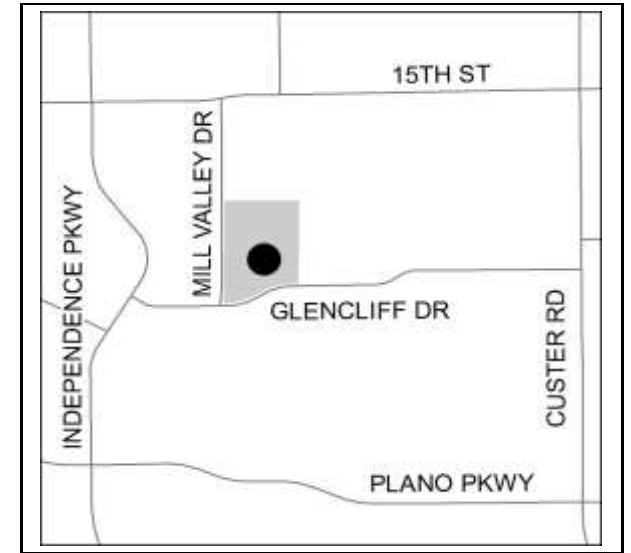
Description:

Completion Date: Sep. 2026

Routine repair and maintenance of facility located at 2601 Glencliff Drive that was built in 1985 and upgraded in 2004. The facility covers 29,974 square feet.

2021-22: Replace concrete around pool area, add gates around trash area & outdoor fitness area turf solution (CMF 54538); Replace Hot Water Heater \$25K; Party room door to pool - \$26K

2025-26: Replace exhaust fans - \$4K



EXPENDITURES	Prior Years	Re-Estimate	2022-23	2023-24	2024-25	2025-26	2026-27	Future Yrs	Total
Land	0	0	0	0	0	0	0	0	0
Design	65,687	0	0	0	0	0	0	0	65,687
Construction	1,088,574	90,750	0	0	0	4,000	0	0	1,183,324
Equipment	184,225	25,000	0	0	0	0	0	0	209,225
TOTAL	1,338,486	115,750	0	0	0	4,000	0	0	1,458,236

REVENUES	Prior Years	Re-Estimate	2022-23	2023-24	2024-25	2025-26	2026-27	Future Yrs	Total
CMF	979,146	115,750	0	0	0	4,000	0	0	1,098,896
Insurance Rece	359,340	0	0	0	0	0	0	0	359,340
N/A	0	0	0	0	0	0	0	0	0
TOTAL	1,338,486	115,750	0	0	0	4,000	0	0	1,458,236

OPERATING BUDGET IMPACT	2022-23	2023-24	2024-25	2025-26	2026-27	Future Yrs	Total
	0	0	0	0	0	0	0

CITY OF PLANO

COMMUNITY INVESTMENT PROGRAM

Project Name: Liberty Recreation Center Muscle Beach

Project Number: 54538

Start Date: Oct. 2021

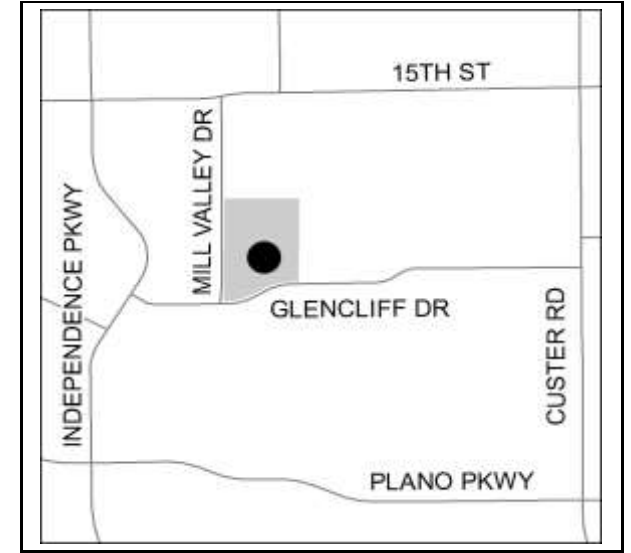
Description:

Completion Date: Sep. 2023

Replace concrete around pool area, add gates around trash area & outdoor fitness area turf solution at facility located at 2601 Glencliff Drive.

Project Number 7447

(CMF parent account 54479)



EXPENDITURES	Prior Years	Re-Estimate	2022-23	2023-24	2024-25	2025-26	2026-27	Future Yrs	Total
Land	0	0	0	0	0	0	0	0	0
Design	0	0	0	0	0	0	0	0	0
Construction	0	205,130	0	0	0	0	0	0	205,130
Equipment	0	0	0	0	0	0	0	0	0
TOTAL	0	205,130	0	0	0	0	0	0	205,130

REVENUES	Prior Years	Re-Estimate	2022-23	2023-24	2024-25	2025-26	2026-27	Future Yrs	Total
CMF	0	205,130	0	0	0	0	0	0	205,130
N/A	0	0	0	0	0	0	0	0	0
N/A	0	0	0	0	0	0	0	0	0
TOTAL	0	205,130	0	0	0	0	0	0	205,130

OPERATING BUDGET IMPACT	2022-23	2023-24	2024-25	2025-26	2026-27	Future Yrs	Total
	0	0	0	0	0	0	0

CITY OF PLANO

COMMUNITY INVESTMENT PROGRAM

Project Name: Mapleshade Lift Station

Project Number: 54509

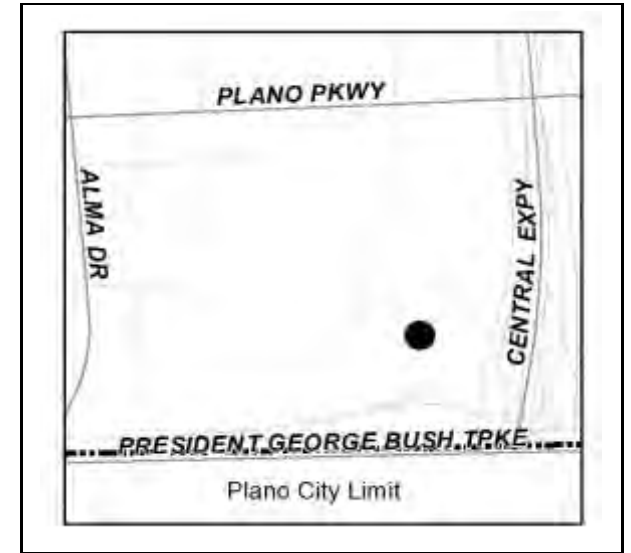
Start Date: Oct. 2014

Description:

Completion Date: Sep. 2024

Routine repair and maintenance of the sanitary sewer lift station located just north of the President George Bush Turnpike access Road west of Coit Road.

2023-24: A/C Unit Replacement - \$30K



EXPENDITURES	Prior Years	Re-Estimate	2022-23	2023-24	2024-25	2025-26	2026-27	Future Yrs	Total
Land	0	0	0	0	0	0	0	0	0
Design	8,400	0	0	0	0	0	0	0	8,400
Construction	24,700	0	0	0	0	0	0	0	24,700
Equipment	0	0	0	30,000	0	0	0	0	30,000
TOTAL	33,100	0	0	30,000	0	0	0	0	63,100

REVENUES	Prior Years	Re-Estimate	2022-23	2023-24	2024-25	2025-26	2026-27	Future Yrs	Total
CMF	33,100	0	0	30,000	0	0	0	0	63,100
N/A	0	0	0	0	0	0	0	0	0
N/A	0	0	0	0	0	0	0	0	0
TOTAL	33,100	0	0	30,000	0	0	0	0	63,100

OPERATING BUDGET IMPACT	2022-23	2023-24	2024-25	2025-26	2026-27	Future Yrs	Total
	0	0	0	0	0	0	0

CITY OF PLANO

COMMUNITY INVESTMENT PROGRAM

Project Name: Melissa Compost Facility - Building 53

Project Number: 54522

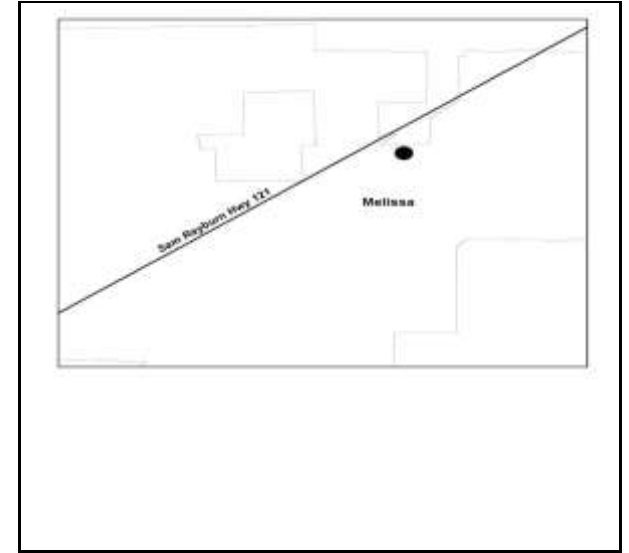
Start Date: Oct. 2021

Description:

Completion Date: Sep. 2027

Routine repair and maintenance of facility located at 3820 Sam Rayburn Highway that was built in 2010 and covers 500 square feet.

2026-27: Replace Hot Water Heater - \$1K



EXPENDITURES	Prior Years	Re-Estimate	2022-23	2023-24	2024-25	2025-26	2026-27	Future Yrs	Total
Land	0	0	0	0	0	0	0	0	0
Design	0	0	0	0	0	0	0	0	0
Construction	0	0	0	0	0	0	1,000	0	1,000
Equipment	0	0	0	0	0	0	0	0	0
TOTAL	0	0	0	0	0	0	1,000	0	1,000
REVENUES	Prior Years	Re-Estimate	2022-23	2023-24	2024-25	2025-26	2026-27	Future Yrs	Total
CMF	0	0	0	0	0	0	1,000	0	1,000
N/A	0	0	0	0	0	0	0	0	0
N/A	0	0	0	0	0	0	0	0	0
TOTAL	0	0	0	0	0	0	1,000	0	1,000
OPERATING BUDGET IMPACT			2022-23	2023-24	2024-25	2025-26	2026-27	Future Yrs	Total
			0	0	0	0	0	0	0

CITY OF PLANO

COMMUNITY INVESTMENT PROGRAM

Project Name: Mold Testing & Removal

Project Number: 54474

Start Date: Oct. 2012

Description:

Completion Date: Sep. 2027

Annual mold testing, inspection and removal at various City buildings on an as-needed basis.



EXPENDITURES	Prior Years	Re-Estimate	2022-23	2023-24	2024-25	2025-26	2026-27	Future Yrs	Total
Land	0	0	0	0	0	0	0	0	0
Design	51,076	0	0	0	0	0	0	0	51,076
Construction	179,714	10,795	47,000	47,000	47,000	47,000	47,000	0	425,509
Equipment	1,523	0	0	0	0	0	0	0	1,523
TOTAL	232,313	10,795	47,000	47,000	47,000	47,000	47,000	0	478,108

REVENUES	Prior Years	Re-Estimate	2022-23	2023-24	2024-25	2025-26	2026-27	Future Yrs	Total
CMF	232,313	10,795	47,000	47,000	47,000	47,000	47,000	0	478,108
N/A	0	0	0	0	0	0	0	0	0
N/A	0	0	0	0	0	0	0	0	0
TOTAL	232,313	10,795	47,000	47,000	47,000	47,000	47,000	0	478,108

OPERATING BUDGET IMPACT	2022-23	2023-24	2024-25	2025-26	2026-27	Future Yrs	Total
	0	0	0	0	0	0	0

CITY OF PLANO

COMMUNITY INVESTMENT PROGRAM

Project Name: Municipal Center - Bldg. 71

Project Number: 54424

Start Date: Oct. 2012

Description:

Completion Date: Sep. 2026

Routine repair and maintenance of facility located at 1520 K Avenue covering 137,883 square feet over three stories plus a basement.

2021-22: Cooling Tower Replacement (CMF 54527); Metasys User Interface - \$60K

2022-23: Replace Door Lock & Panic Hardware - \$100K; Replace 911 UPS System - \$150K; Replace IT & Data Room

AC Units - \$75K; Upgrade HVAC Controls - \$90K; Replace generator at back dock (54559); Wall in BI suite - \$33K;

Insulation in PSC offices - \$34K; Council kitchen - \$28K

2023-24: Chiller Replacement - \$1.15M; Ceiling Tile Replacement \$800K; Replace Carpet & Tile (BI Suite) - \$85K

2024-25: Reseal Brick / Waterproofing - \$200K; Replace UPS Batteries (Traffic Control Room) - \$17K

2025-26: Replace screw chiller - \$275K; Replace lower roof - \$500K; Replace hallway carpet - \$100K; Replace exercise equipment - \$65K

2026-27: Replace 911 UPS - \$75K



EXPENDITURES	Prior Years	Re-Estimate	2022-23	2023-24	2024-25	2025-26	2026-27	Future Yrs	Total
Land	0	0	0	0	0	0	0	0	0
Design	765,454	13,694	0	0	0	0	0	0	779,148
Construction	9,003,534	322,960	509,873	2,035,000	217,000	875,000	75,000	0	13,038,367
Equipment	2,803,696	21,000	0	0	0	65,000	0	0	2,889,696
TOTAL	12,572,684	357,654	509,873	2,035,000	217,000	940,000	75,000	0	16,707,211

REVENUES	Prior Years	Re-Estimate	2022-23	2023-24	2024-25	2025-26	2026-27	Future Yrs	Total
CMF	12,405,679	357,654	509,873	2,035,000	217,000	940,000	75,000	0	16,540,206
Insurance Rece	167,005	0	0	0	0	0	0	0	167,005
N/A	0	0	0	0	0	0	0	0	0
TOTAL	12,572,684	357,654	509,873	2,035,000	217,000	940,000	75,000	0	16,707,211

OPERATING BUDGET IMPACT	2022-23	2023-24	2024-25	2025-26	2026-27	Future Yrs	Total
	0	0	0	0	0	0	0

CITY OF PLANO

COMMUNITY INVESTMENT PROGRAM

Project Name: Municipal Center Cooling Tower

Project Number: 54527

Start Date: Oct. 2022

Description:

Completion Date: Sep. 2024

Replacement of the Cooling Tower at the facility located at 1520 K Avenue.

Project Number 7407

(CMF parent account 54424)



EXPENDITURES	Prior Years	Re-Estimate	2022-23	2023-24	2024-25	2025-26	2026-27	Future Yrs	Total
Land	0	0	0	0	0	0	0	0	0
Design	0	0	0	0	0	0	0	0	0
Construction	0	365,200	0	0	0	0	0	0	365,200
Equipment	0	0	0	0	0	0	0	0	0
TOTAL	0	365,200	0	0	0	0	0	0	365,200

REVENUES	Prior Years	Re-Estimate	2022-23	2023-24	2024-25	2025-26	2026-27	Future Yrs	Total
CMF	0	365,200	0	0	0	0	0	0	365,200
N/A	0	0	0	0	0	0	0	0	0
N/A	0	0	0	0	0	0	0	0	0
TOTAL	0	365,200	0	0	0	0	0	0	365,200

OPERATING BUDGET IMPACT	2022-23	2023-24	2024-25	2025-26	2026-27	Future Yrs	Total
	0	0	0	0	0	0	0

CITY OF PLANO

COMMUNITY INVESTMENT PROGRAM

Project Name: Municipal Center Generator

Project Number: 54559

Start Date: Oct. 2022

Description:

Completion Date: Sep. 2024

Replace generator at back dock at the facility located at 1520 K Avenue.

Project Number TBD

(CMF parent account 54424)



EXPENDITURES	Prior Years	Re-Estimate	2022-23	2023-24	2024-25	2025-26	2026-27	Future Yrs	Total
Land	0	0	0	0	0	0	0	0	0
Design	0	0	0	0	0	0	0	0	0
Construction	0	0	370,000	0	0	0	0	0	370,000
Equipment	0	0	0	0	0	0	0	0	0
TOTAL	0	0	370,000	0	0	0	0	0	370,000

REVENUES	Prior Years	Re-Estimate	2022-23	2023-24	2024-25	2025-26	2026-27	Future Yrs	Total
CMF	0	0	370,000	0	0	0	0	0	370,000
N/A	0	0	0	0	0	0	0	0	0
N/A	0	0	0	0	0	0	0	0	0
TOTAL	0	0	370,000	0	0	0	0	0	370,000

OPERATING BUDGET IMPACT	2022-23	2023-24	2024-25	2025-26	2026-27	Future Yrs	Total
	0	0	0	0	0	0	0

CITY OF PLANO

COMMUNITY INVESTMENT PROGRAM

Project Name: N Avenue Radio Tower

Project Number: 54511

Start Date: Jan. 2019

Description:

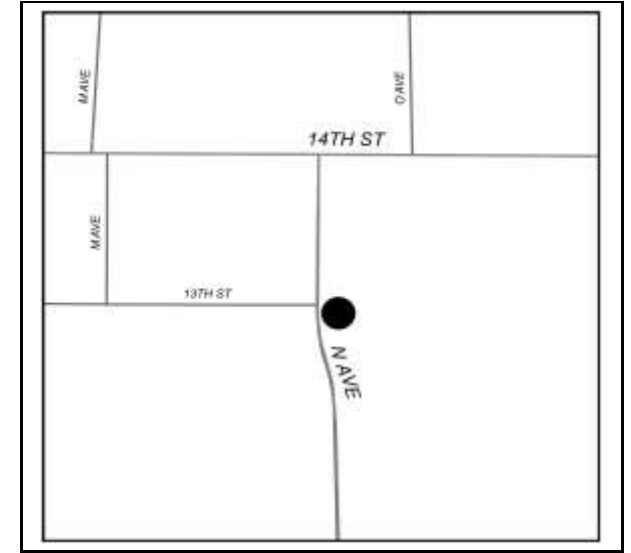
Completion Date: Sep. 2026

Routine repair and maintenance of radio tower located at 1300 N Avenue.

2021-22: A/C Unit Replacement - \$25K

2024-25: Replace UPS System - \$60K

2025-26: Replace UPS batteries - \$7.5K; Replace Roof - \$22K



EXPENDITURES	Prior Years	Re-Estimate	2022-23	2023-24	2024-25	2025-26	2026-27	Future Yrs	Total
Land	0	0	0	0	0	0	0	0	0
Design	0	0	0	0	0	0	0	0	0
Construction	9,220	25,087	0	0	0	29,500	0	0	63,807
Equipment	0	0	0	0	60,000	0	0	0	60,000
TOTAL	9,220	25,087	0	0	60,000	29,500	0	0	123,807
REVENUES	Prior Years	Re-Estimate	2022-23	2023-24	2024-25	2025-26	2026-27	Future Yrs	Total
CMF	9,220	25,087	0	0	60,000	29,500	0	0	123,807
N/A	0	0	0	0	0	0	0	0	0
N/A	0	0	0	0	0	0	0	0	0
TOTAL	9,220	25,087	0	0	60,000	29,500	0	0	123,807
OPERATING BUDGET IMPACT			2022-23	2023-24	2024-25	2025-26	2026-27	Future Yrs	Total
			0	0	0	0	0	0	0

CITY OF PLANO

COMMUNITY INVESTMENT PROGRAM

Project Name: Northwest Police Substation

Project Number: 54500

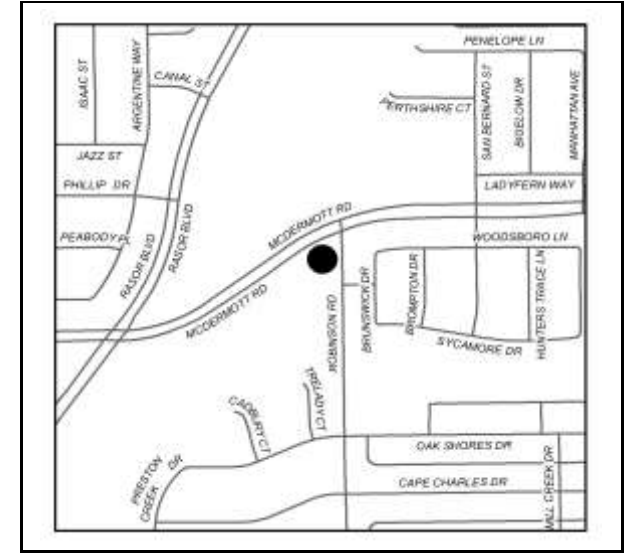
Start Date: Oct. 2020

Description:

Completion Date: Sep. 2027

Routine repair and maintenance of facility located at 4640 McDermott Rd that was built in 2019.

2021-22: Replace water dispenser with high-low drinking fountain - \$20K; Facility Re-Naming Signage - \$61K; Vehicle Canopies for Parking Lot (CMF 54536)



EXPENDITURES	Prior Years	Re-Estimate	2022-23	2023-24	2024-25	2025-26	2026-27	Future Yrs	Total
Land	0	0	0	0	0	0	0	0	0
Design	0	0	0	0	0	0	0	0	0
Construction	0	94,688	9,500	0	0	50,000	25,000	0	179,188
Equipment	0	0	0	0	0	0	0	0	0
TOTAL	0	94,688	9,500	0	0	50,000	25,000	0	179,188

REVENUES	Prior Years	Re-Estimate	2022-23	2023-24	2024-25	2025-26	2026-27	Future Yrs	Total
CMF	0	94,688	9,500	0	0	50,000	25,000	0	179,188
N/A	0	0	0	0	0	0	0	0	0
N/A	0	0	0	0	0	0	0	0	0
TOTAL	0	94,688	9,500	0	0	50,000	25,000	0	179,188

OPERATING BUDGET IMPACT	2022-23	2023-24	2024-25	2025-26	2026-27	Future Yrs	Total
	0	0	0	0	0	0	0

CITY OF PLANO

COMMUNITY INVESTMENT PROGRAM

Project Name: NW PD Substation & EOC Vehicle Canopies

Project Number: 54536

Start Date: Oct. 2021

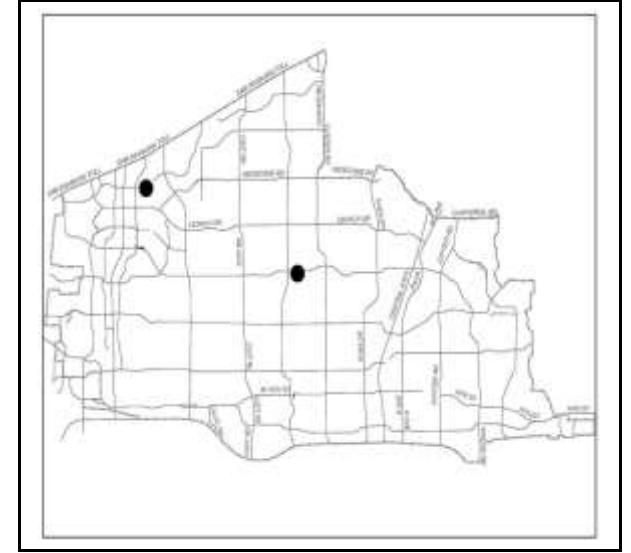
Description:

Completion Date: Sep. 2023

Install vehicle canopies for parking lots at of facilities located at 4640 McDermott Rd and

Project Number 7511

(CMF parent accounts 54500 &54510)



EXPENDITURES	Prior Years	Re-Estimate	2022-23	2023-24	2024-25	2025-26	2026-27	Future Yrs	Total
Land	0	0	0	0	0	0	0	0	0
Design	0	0	0	0	0	0	0	0	0
Construction	0	1,786,000	0	0	0	0	0	0	1,786,000
Equipment	0	0	0	0	0	0	0	0	0
TOTAL	0	1,786,000	0	0	0	0	0	0	1,786,000

REVENUES	Prior Years	Re-Estimate	2022-23	2023-24	2024-25	2025-26	2026-27	Future Yrs	Total
CMF	0	1,786,000	0	0	0	0	0	0	1,786,000
N/A	0	0	0	0	0	0	0	0	0
N/A	0	0	0	0	0	0	0	0	0
TOTAL	0	1,786,000	0	0	0	0	0	0	1,786,000

OPERATING BUDGET IMPACT	2022-23	2023-24	2024-25	2025-26	2026-27	Future Yrs	Total
	0	0	0	0	0	0	0

CITY OF PLANO

COMMUNITY INVESTMENT PROGRAM

Project Name: Oak Point Nature & Retreat Center

Project Number: 54505

Start Date: Jun. 2019

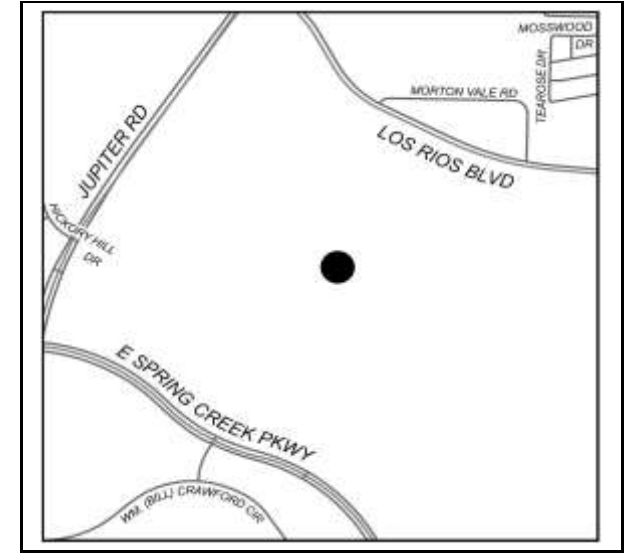
Description:

Completion Date: Sep. 2026

Routine repair and maintenance of facility located at 5901 Los Rio Boulevard that was constructed in 2015..

2021-22: Facility leak repairs (CMF 54556)

2025-26: Clean & Seal Brick & Limestone - \$100K



EXPENDITURES	Prior Years	Re-Estimate	2022-23	2023-24	2024-25	2025-26	2026-27	Future Yrs	Total
Land	0	0	0	0	0	0	0	0	0
Design	0	396	0	0	0	0	0	0	396
Construction	56,022	9,582	0	0	0	100,000	0	0	165,604
Equipment	0	0	0	0	0	0	0	0	0
TOTAL	56,022	9,978	0	0	0	100,000	0	0	166,000

REVENUES	Prior Years	Re-Estimate	2022-23	2023-24	2024-25	2025-26	2026-27	Future Yrs	Total
CMF	56,022	9,978	0	0	0	100,000	0	0	166,000
N/A	0	0	0	0	0	0	0	0	0
N/A	0	0	0	0	0	0	0	0	0
TOTAL	56,022	9,978	0	0	0	100,000	0	0	166,000

OPERATING BUDGET IMPACT	2022-23	2023-24	2024-25	2025-26	2026-27	Future Yrs	Total
	0	0	0	0	0	0	0

CITY OF PLANO

COMMUNITY INVESTMENT PROGRAM

Project Name: Oak Point Nature & Retreat Center Tower Leak Repair

Project Number: 54556

Start Date: Oct. 2021

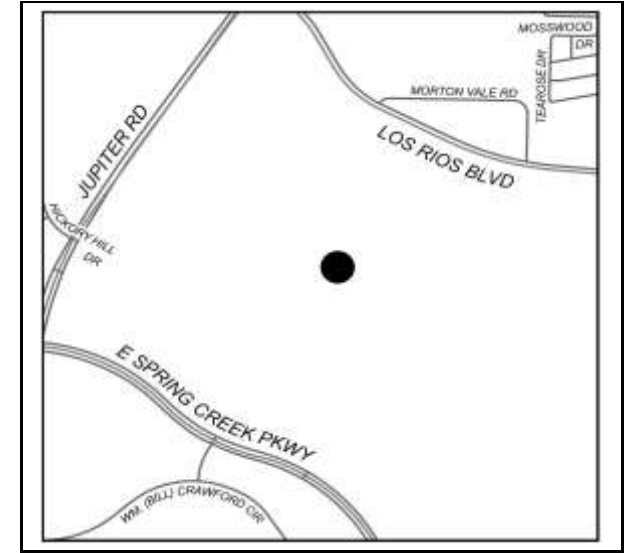
Description:

Completion Date: Sep. 2023

Repair leaks in tower water feature in facility located at 5901 Los Rio Boulevard.

Project Number 7433

(CMF parent account 54505)



EXPENDITURES	Prior Years	Re-Estimate	2022-23	2023-24	2024-25	2025-26	2026-27	Future Yrs	Total
Land	0	0	0	0	0	0	0	0	0
Design	0	0	0	0	0	0	0	0	0
Construction	0	143,700	0	0	0	0	0	0	143,700
Equipment	0	0	0	0	0	0	0	0	0
TOTAL	0	143,700	0	0	0	0	0	0	143,700

REVENUES	Prior Years	Re-Estimate	2022-23	2023-24	2024-25	2025-26	2026-27	Future Yrs	Total
CMF	0	143,700	0	0	0	0	0	0	143,700
N/A	0	0	0	0	0	0	0	0	0
N/A	0	0	0	0	0	0	0	0	0
TOTAL	0	143,700	0	0	0	0	0	0	143,700

OPERATING BUDGET IMPACT	2022-23	2023-24	2024-25	2025-26	2026-27	Future Yrs	Total
	0	0	0	0	0	0	0

CITY OF PLANO

COMMUNITY INVESTMENT PROGRAM

Project Name: Oak Point Rec Center - Bldg. 92

Project Number: 54488

Start Date: Oct. 2012

Description:

Completion Date: Sep. 2027

Routine repair and maintenance of facility located at 6000 Jupiter Road that was built in 2000 and covers 88,129 square feet over 2 floors.

2022-23: Replace heating boiler - \$15K; Resurface main lobby ceiling acoustical finish - \$120K; Replace LED Fixtures - \$95K; Install 700 kW generator replacing CHP (CMF 54560)

2024-25: Replace Pool Dehumidifaction System - \$160K

2025-26: Replace running track surface - \$150K

2026-27: Replace Carpet Soundproofing on Walls (Classroom A&B) - \$45K; Interior Paint - \$80K; Refinish Gym Floor - \$30K; Replace 2 Hot Water Heaters - \$30K; Replace Pool Boiler - \$45K



EXPENDITURES	Prior Years	Re-Estimate	2022-23	2023-24	2024-25	2025-26	2026-27	Future Yrs	Total
Land	0	0	0	0	0	0	0	0	0
Design	161,758	0	0	0	0	0	0	0	161,758
Construction	5,527,420	271,840	230,000	0	160,000	150,000	200,000	0	6,539,260
Equipment	750	0	0	0	0	0	30,000	0	30,750
TOTAL	5,689,928	271,840	230,000	0	160,000	150,000	230,000	0	6,731,768

REVENUES	Prior Years	Re-Estimate	2022-23	2023-24	2024-25	2025-26	2026-27	Future Yrs	Total
CMF	5,535,731	271,840	230,000	0	160,000	150,000	230,000	0	6,577,571
Insurance Rece	154,197	0	0	0	0	0	0	0	154,197
N/A	0	0	0	0	0	0	0	0	0
TOTAL	5,689,928	271,840	230,000	0	160,000	150,000	230,000	0	6,731,768

OPERATING BUDGET IMPACT	2022-23	2023-24	2024-25	2025-26	2026-27	Future Yrs	Total
	0	0	0	0	0	0	0

CITY OF PLANO

COMMUNITY INVESTMENT PROGRAM

Project Name: Oak Point Rec Center Generator

Project Number: 54560

Start Date: Oct. 2022

Description:

Completion Date: Sep. 2024

Install 700 kW generator replacing CHP at the facility located at 6000 Jupiter Road.

Project Number TBD

(CMF parent account 54488)



EXPENDITURES	Prior Years	Re-Estimate	2022-23	2023-24	2024-25	2025-26	2026-27	Future Yrs	Total
Land	0	0	0	0	0	0	0	0	0
Design	0	0	0	0	0	0	0	0	0
Construction	0	0	700,000	0	0	0	0	0	700,000
Equipment	0	0	0	0	0	0	0	0	0
TOTAL	0	0	700,000	0	0	0	0	0	700,000

REVENUES	Prior Years	Re-Estimate	2022-23	2023-24	2024-25	2025-26	2026-27	Future Yrs	Total
CMF	0	0	700,000	0	0	0	0	0	700,000
N/A	0	0	0	0	0	0	0	0	0
N/A	0	0	0	0	0	0	0	0	0
TOTAL	0	0	700,000	0	0	0	0	0	700,000

OPERATING BUDGET IMPACT	2022-23	2023-24	2024-25	2025-26	2026-27	Future Yrs	Total
	0	0	0	0	0	0	0

CITY OF PLANO

COMMUNITY INVESTMENT PROGRAM

Project Name: Pandemic Response

Project Number: 54504

Start Date: Oct. 2020

Description:

Completion Date: Sep. 2022

Building modifications and materials purchased and installed in response to social distancing requirements related to COVID-19



EXPENDITURES	Prior Years	Re-Estimate	2022-23	2023-24	2024-25	2025-26	2026-27	Future Yrs	Total
Land	0	0	0	0	0	0	0	0	0
Design	0	0	0	0	0	0	0	0	0
Construction	10,217	9,262	0	0	0	0	0	0	19,479
Equipment	0	0	0	0	0	0	0	0	0
TOTAL	10,217	9,262	0	0	0	0	0	0	19,479

REVENUES	Prior Years	Re-Estimate	2022-23	2023-24	2024-25	2025-26	2026-27	Future Yrs	Total
CMF	10,217	9,262	0	0	0	0	0	0	19,479
N/A	0	0	0	0	0	0	0	0	0
N/A	0	0	0	0	0	0	0	0	0
TOTAL	10,217	9,262	0	0	0	0	0	0	19,479

OPERATING BUDGET IMPACT	2022-23	2023-24	2024-25	2025-26	2026-27	Future Yrs	Total
	0	0	0	0	0	0	0

CITY OF PLANO

COMMUNITY INVESTMENT PROGRAM

Project Name: Parkway Operations - Bldg. 74

Project Number: 54484

Start Date: Oct. 2012

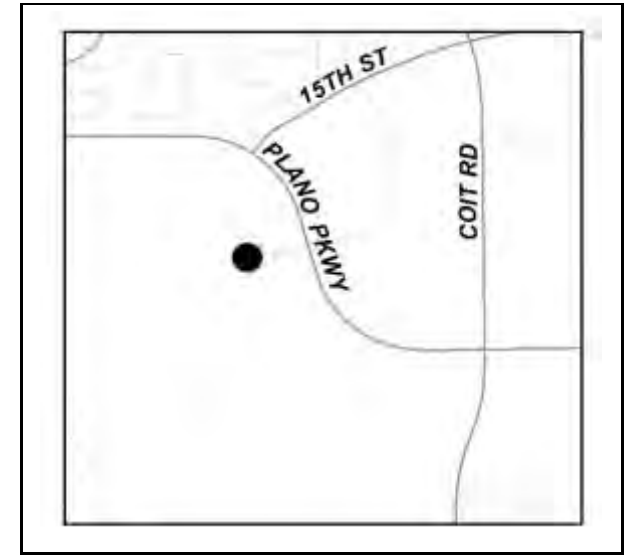
Description:

Completion Date: Sep. 2026

Routine repair and maintenance of facility located at 4120 West Plano Parkway that was built in 1991 and covers 40,900 square feet.

2021-22: Renovation scope additions - \$800K; 175 kW generator (CMF 54555) - this project utilizes ARPA funding

2025-26: Replace exercise equipment - \$60K; Replace ice machines - \$20K



EXPENDITURES	Prior Years	Re-Estimate	2022-23	2023-24	2024-25	2025-26	2026-27	Future Yrs	Total
Land	0	0	0	0	0	0	0	0	0
Design	70,344	139,953	0	0	0	0	0	0	210,297
Construction	916,059	876,695	0	0	0	20,000	0	0	1,812,754
Equipment	333,901	0	0	0	0	60,000	0	0	393,901
TOTAL	1,320,304	1,016,648	0	0	0	80,000	0	0	2,416,952
REVENUES	Prior Years	Re-Estimate	2022-23	2023-24	2024-25	2025-26	2026-27	Future Yrs	Total
CMF	1,043,855	1,016,648	0	0	0	80,000	0	0	2,140,503
Insurance Rece	276,449	0	0	0	0	0	0	0	276,449
N/A	0	0	0	0	0	0	0	0	0
TOTAL	1,320,304	1,016,648	0	0	0	80,000	0	0	2,416,952
OPERATING BUDGET IMPACT			2022-23	2023-24	2024-25	2025-26	2026-27	Future Yrs	Total
			0	0	0	0	0	0	0

CITY OF PLANO

COMMUNITY INVESTMENT PROGRAM

Project Name: Parkway Operations Generator

Project Number: 54555

Start Date: Oct. 2021

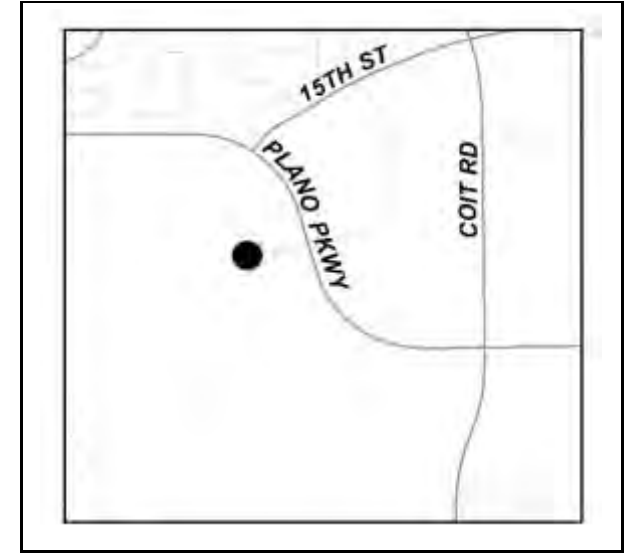
Description:

Completion Date: Sep. 2023

Install 175 kW generator at the facility located at 4120 West Plano Parkway.

Project Number 7435

(CMF parent account 54484)



EXPENDITURES	Prior Years	Re-Estimate	2022-23	2023-24	2024-25	2025-26	2026-27	Future Yrs	Total
Land	0	0	0	0	0	0	0	0	0
Design	0	0	0	0	0	0	0	0	0
Construction	0	206,216	0	0	0	0	0	0	206,216
Equipment	0	0	0	0	0	0	0	0	0
TOTAL	0	206,216	0	0	0	0	0	0	206,216

REVENUES	Prior Years	Re-Estimate	2022-23	2023-24	2024-25	2025-26	2026-27	Future Yrs	Total
CMF	0	206,216	0	0	0	0	0	0	206,216
N/A	0	0	0	0	0	0	0	0	0
N/A	0	0	0	0	0	0	0	0	0
TOTAL	0	206,216	0	0	0	0	0	0	206,216

OPERATING BUDGET IMPACT	2022-23	2023-24	2024-25	2025-26	2026-27	Future Yrs	Total
	0	0	0	0	0	0	0

CITY OF PLANO

COMMUNITY INVESTMENT PROGRAM

Project Name: Parkway Parks Maintenance - Bldg 06

Project Number: 54490

Start Date: Oct. 2012

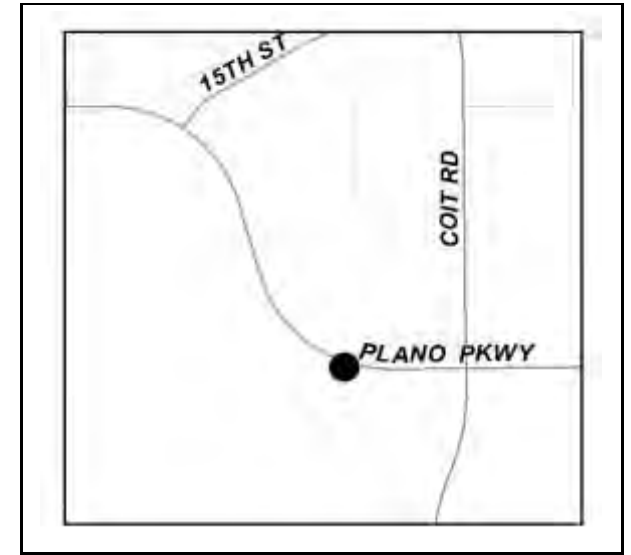
Description:

Completion Date: Sep. 2026

Routine repair and maintenance of facility located at 4040 West Plano Parkway that was built in 2002 and covers 15,000 square feet.

2023-24: Rooftop A/C Unit Replacement - \$15K

2025-26: Interior paint - \$60K



EXPENDITURES	Prior Years	Re-Estimate	2022-23	2023-24	2024-25	2025-26	2026-27	Future Yrs	Total
Land	0	0	0	0	0	0	0	0	0
Design	21,050	0	0	0	0	0	0	0	21,050
Construction	126,577	1,000	0	0	0	60,000	0	0	187,577
Equipment	4,171	0	0	15,000	0	0	0	0	19,171
TOTAL	151,798	1,000	0	15,000	0	60,000	0	0	227,798
REVENUES	Prior Years	Re-Estimate	2022-23	2023-24	2024-25	2025-26	2026-27	Future Yrs	Total
CMF	-83,545	1,000	0	15,000	0	60,000	0	0	-7,545
Insurance Rece	235,343	0	0	0	0	0	0	0	235,343
N/A	0	0	0	0	0	0	0	0	0
TOTAL	151,798	1,000	0	15,000	0	60,000	0	0	227,798
OPERATING BUDGET IMPACT			2022-23	2023-24	2024-25	2025-26	2026-27	Future Yrs	Total
			0	0	0	0	0	0	0

CITY OF PLANO

COMMUNITY INVESTMENT PROGRAM

Project Name: Parkway Radio Tower

Project Number: 54477

Start Date: Oct. 2015

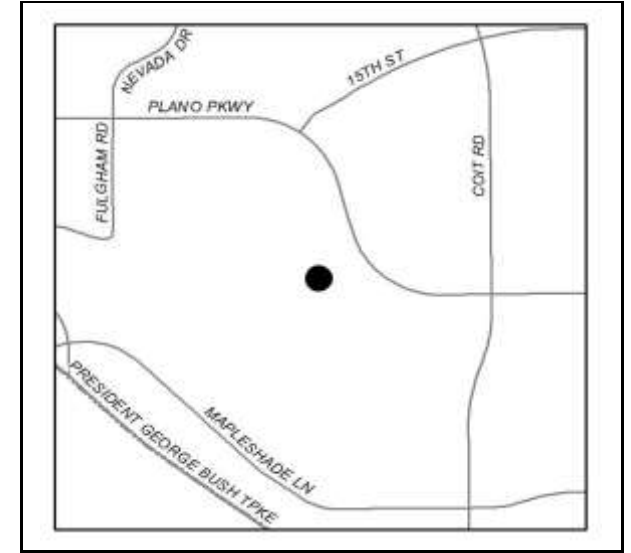
Description:

Completion Date: Sep. 2024

Routine repair and maintenance of the 250 foot radio tower located 4200 West Plano Parkway.

2021-22: Replace A/C Unit

2022-23: Replace generator (CMF 54561)



EXPENDITURES	Prior Years	Re-Estimate	2022-23	2023-24	2024-25	2025-26	2026-27	Future Yrs	Total
Land	0	0	0	0	0	0	0	0	0
Design	0	0	0	0	0	0	0	0	0
Construction	13,225	0	0	0	0	0	0	0	13,225
Equipment	10,220	13,000	0	0	0	0	0	0	23,220
TOTAL	23,445	13,000	0	0	0	0	0	0	36,445

REVENUES	Prior Years	Re-Estimate	2022-23	2023-24	2024-25	2025-26	2026-27	Future Yrs	Total
CMF	23,445	13,000	0	0	0	0	0	0	36,445
N/A	0	0	0	0	0	0	0	0	0
N/A	0	0	0	0	0	0	0	0	0
TOTAL	23,445	13,000	0	0	0	0	0	0	36,445

OPERATING BUDGET IMPACT	2022-23	2023-24	2024-25	2025-26	2026-27	Future Yrs	Total
	0	0	0	0	0	0	0

CITY OF PLANO

COMMUNITY INVESTMENT PROGRAM

Project Name: Parkway Radio Tower Generator

Project Number: 54561

Start Date: Oct. 2022

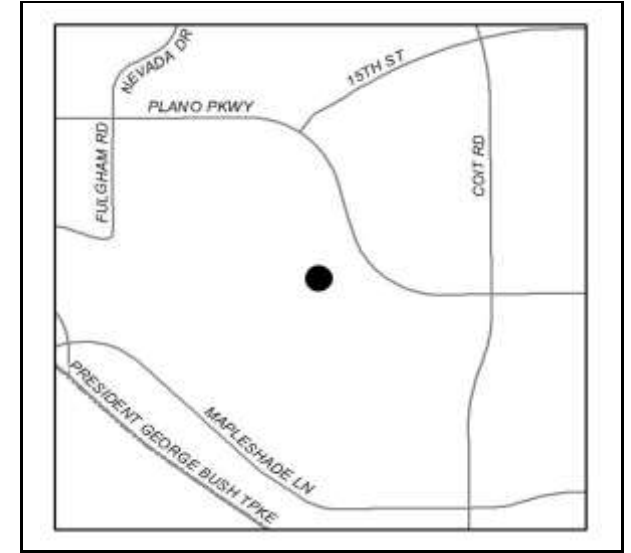
Description:

Completion Date: Sep. 2024

Replace generator for the radio tower located 4200 West Plano Parkway.

Project Number TBD

(CMF parent account 54477)



EXPENDITURES	Prior Years	Re-Estimate	2022-23	2023-24	2024-25	2025-26	2026-27	Future Yrs	Total
Land	0	0	0	0	0	0	0	0	0
Design	0	0	0	0	0	0	0	0	0
Construction	0	0	170,000	0	0	0	0	0	170,000
Equipment	0	0	0	0	0	0	0	0	0
TOTAL	0	0	170,000	0	0	0	0	0	170,000

REVENUES	Prior Years	Re-Estimate	2022-23	2023-24	2024-25	2025-26	2026-27	Future Yrs	Total
CMF	0	0	170,000	0	0	0	0	0	170,000
N/A	0	0	0	0	0	0	0	0	0
N/A	0	0	0	0	0	0	0	0	0
TOTAL	0	0	170,000	0	0	0	0	0	170,000

OPERATING BUDGET IMPACT	2022-23	2023-24	2024-25	2025-26	2026-27	Future Yrs	Total
	0	0	0	0	0	0	0

CITY OF PLANO

COMMUNITY INVESTMENT PROGRAM

Project Name: Parr Library - Bldg. 97

Project Number: 54483

Start Date: Oct. 2012

Description:

Completion Date: Sep. 2027

Routine repair and maintenance of facility located at 6200 Windhaven Parkway that was built in 2001 and covers 29,153 square feet.

2022-23: Upgrade HVAC Controls - \$80K

2024-25: Foundation Repair - \$200K

2026-27: Replace Interior Finishes & Ceiling Tiles - \$400K



EXPENDITURES	Prior Years	Re-Estimate	2022-23	2023-24	2024-25	2025-26	2026-27	Future Yrs	Total
Land	0	0	0	0	0	0	0	0	0
Design	45,170	0	0	0	0	0	0	0	45,170
Construction	236,687	0	80,000	0	200,000	0	400,000	0	916,687
Equipment	235,461	0	0	0	0	0	0	0	235,461
TOTAL	517,318	0	80,000	0	200,000	0	400,000	0	1,197,318

REVENUES	Prior Years	Re-Estimate	2022-23	2023-24	2024-25	2025-26	2026-27	Future Yrs	Total
CMF	517,318	0	80,000	0	200,000	0	400,000	0	1,197,318
N/A	0	0	0	0	0	0	0	0	0
N/A	0	0	0	0	0	0	0	0	0
TOTAL	517,318	0	80,000	0	200,000	0	400,000	0	1,197,318

OPERATING BUDGET IMPACT	2022-23	2023-24	2024-25	2025-26	2026-27	Future Yrs	Total
	0	0	0	0	0	0	0

CITY OF PLANO

COMMUNITY INVESTMENT PROGRAM

Project Name: Pecan Hollow Clubhouse

Project Number: 54463

Start Date: Oct. 2016

Description:

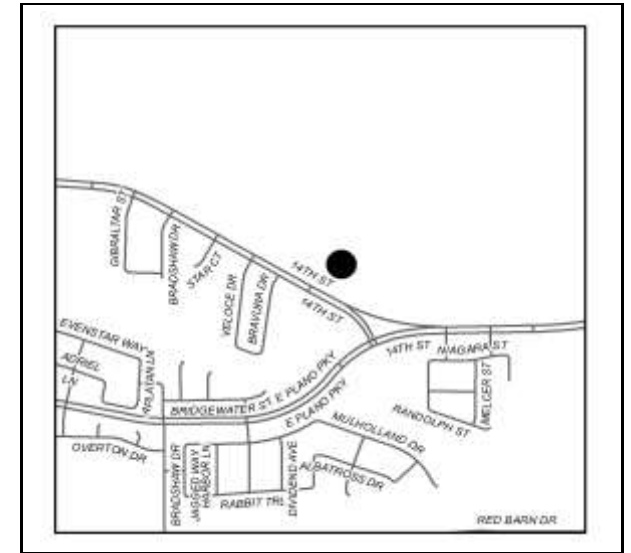
Completion Date: Sep. 2027

Routine repair and maintenance of facility located at 4901 14th Street that was built in 1987 and covers 7,480 square feet.

2022-23: Replace HVAC Systems - \$110K

2025-26: Replace Kitchen Hood Exhaust Fan - \$15K; Replace Roof and Exterior Waterproofing - \$125K; Replace Ice Machine - \$8K; Replace Ceiling Tiles - \$25K

2026-27: Replace Hot Water Heater - \$20K; Replace LVT in Meeting Room - \$45K



EXPENDITURES	Prior Years	Re-Estimate	2022-23	2023-24	2024-25	2025-26	2026-27	Future Yrs	Total
Land	0	0	0	0	0	0	0	0	0
Design	1,150	0	0	0	0	0	0	0	1,150
Construction	307,710	27,360	0	0	0	173,000	45,000	0	553,070
Equipment	29,008	0	110,000	0	0	0	20,000	0	159,008
TOTAL	337,868	27,360	110,000	0	0	173,000	65,000	0	713,228
REVENUES	Prior Years	Re-Estimate	2022-23	2023-24	2024-25	2025-26	2026-27	Future Yrs	Total
CMF	337,868	27,360	110,000	0	0	173,000	65,000	0	713,228
N/A	0	0	0	0	0	0	0	0	0
N/A	0	0	0	0	0	0	0	0	0
TOTAL	337,868	27,360	110,000	0	0	173,000	65,000	0	713,228
OPERATING BUDGET IMPACT			2022-23	2023-24	2024-25	2025-26	2026-27	Future Yrs	Total
			0	0	0	0	0	0	0

CITY OF PLANO

COMMUNITY INVESTMENT PROGRAM

Project Name: Plano Aquatic Center - Bldg. 25

Project Number: 54426

Start Date: Oct. 2010

Description:

Completion Date: Sep. 2022

Routine repair and maintenance of facility located at 2301 Westside Drive that was built in 1979 and upgraded in 2011. The facility covers 21,999 square feet.

2021-22: Replace shower valves in locker rooms - \$15K



EXPENDITURES	Prior Years	Re-Estimate	2022-23	2023-24	2024-25	2025-26	2026-27	Future Yrs	Total
Land	0	0	0	0	0	0	0	0	0
Design	18,662	0	0	0	0	0	0	0	18,662
Construction	1,333,063	15,696	0	0	0	0	0	0	1,348,759
Equipment	120,665	0	0	0	0	0	0	0	120,665
TOTAL	1,472,390	15,696	0	0	0	0	0	0	1,488,086
REVENUES	Prior Years	Re-Estimate	2022-23	2023-24	2024-25	2025-26	2026-27	Future Yrs	Total
CMF	1,472,390	15,696	0	0	0	0	0	0	1,488,086
N/A	0	0	0	0	0	0	0	0	0
N/A	0	0	0	0	0	0	0	0	0
TOTAL	1,472,390	15,696	0	0	0	0	0	0	1,488,086
OPERATING BUDGET IMPACT			2022-23	2023-24	2024-25	2025-26	2026-27	Future Yrs	Total
			0	0	0	0	0	0	0

CITY OF PLANO

COMMUNITY INVESTMENT PROGRAM

Project Name: Plano Event Center - Bldg. 62

Project Number: 54423

Start Date: Oct. 2012

Description:

Completion Date: Sep. 2026

Routine repair and maintenance of facility located at 2000 E. Spring Creek Parkway that was built in 1989 and renovated in 2017. The Plano Event Center has 85,272 square feet of floor space.

2021-22: HVAC Unit & Control Replacement, Phase I&II (CMF 54524) and Phase III (CMF 54525); Install two

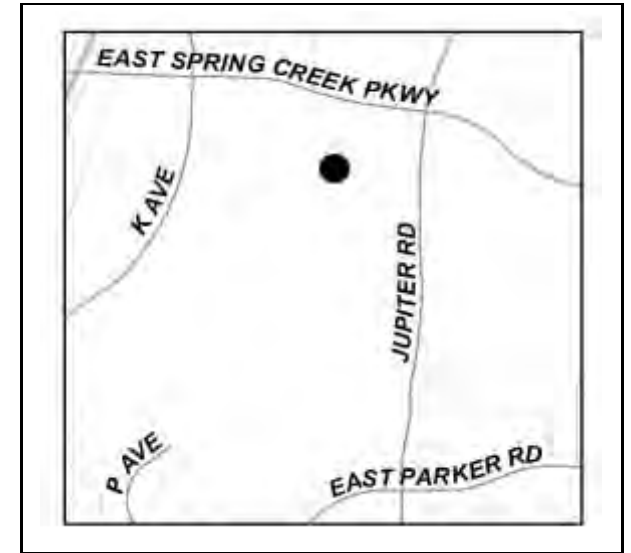
500 kW generators & ATS (CMF 54526)

2022-23: Replace Fire Alarm System - \$250K

2023-24: Lighting Control Renovation - \$350K; Replace Sound System - \$350K;

2024-25: Carpet Replacement - \$250K

2025-26: Replace Dishwasher - \$110K



EXPENDITURES	Prior Years	Re-Estimate	2022-23	2023-24	2024-25	2025-26	2026-27	Future Yrs	Total
Land	0	0	0	0	0	0	0	0	0
Design	114,189	78,026	0	0	0	0	0	0	192,215
Construction	1,966,878	983,128	250,000	700,000	250,000	110,000	0	0	4,260,006
Equipment	299,955	0	0	0	0	0	0	0	299,955
TOTAL	2,381,022	1,061,154	250,000	700,000	250,000	110,000	0	0	4,752,176

REVENUES	Prior Years	Re-Estimate	2022-23	2023-24	2024-25	2025-26	2026-27	Future Yrs	Total
CMF	2,345,219	1,061,154	250,000	700,000	250,000	110,000	0	0	4,716,373
C&T Reimb	35,803	0	0	0	0	0	0	0	35,803
N/A	0	0	0	0	0	0	0	0	0
TOTAL	2,381,022	1,061,154	250,000	700,000	250,000	110,000	0	0	4,752,176

OPERATING BUDGET IMPACT	2022-23	2023-24	2024-25	2025-26	2026-27	Future Yrs	Total
	0	0	0	0	0	0	0

CITY OF PLANO

COMMUNITY INVESTMENT PROGRAM

Project Name: Plano Event Center Generators

Project Number: 54526

Start Date: Oct. 2021

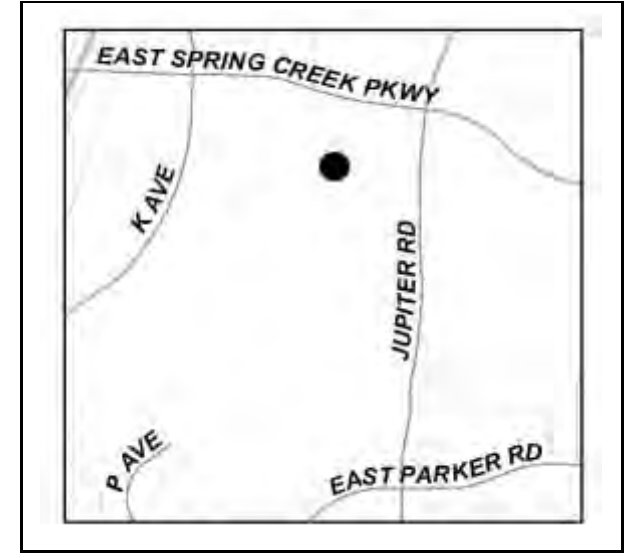
Description:

Completion Date: Sep. 2024

Installation of two 1,000 kW diesel generators at the facility located at 2000 E. Spring Creek Parkway.

Project Number 7438

(CMF parent account 54423)



EXPENDITURES	Prior Years	Re-Estimate	2022-23	2023-24	2024-25	2025-26	2026-27	Future Yrs	Total
Land	0	0	0	0	0	0	0	0	0
Design	0	0	0	0	0	0	0	0	0
Construction	0	421,374	800,000	0	0	0	0	0	1,221,374
Equipment	0	0	0	0	0	0	0	0	0
TOTAL	0	421,374	800,000	0	0	0	0	0	1,221,374

REVENUES	Prior Years	Re-Estimate	2022-23	2023-24	2024-25	2025-26	2026-27	Future Yrs	Total
CMF	0	421,374	800,000	0	0	0	0	0	1,221,374
N/A	0	0	0	0	0	0	0	0	0
N/A	0	0	0	0	0	0	0	0	0
TOTAL	0	421,374	800,000	0	0	0	0	0	1,221,374

OPERATING BUDGET IMPACT	2022-23	2023-24	2024-25	2025-26	2026-27	Future Yrs	Total
	0	0	0	0	0	0	0

CITY OF PLANO

COMMUNITY INVESTMENT PROGRAM

Project Name: Plano Event Center HVAC Phase III

Project Number: 54525

Start Date: Oct. 2021

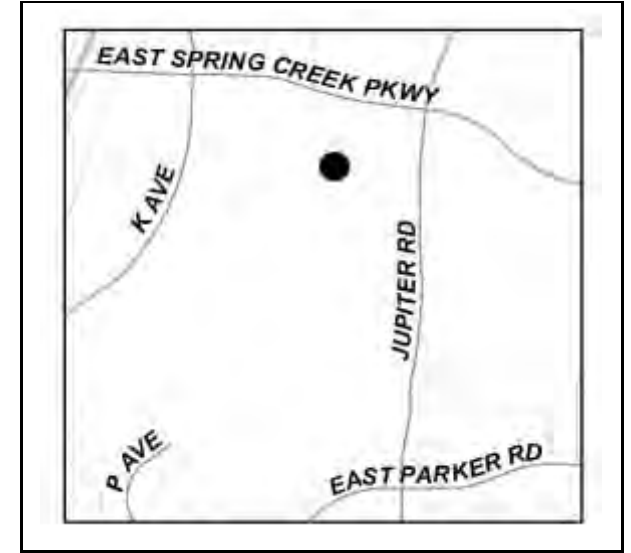
Description:

Completion Date: Sep. 2023

Phase III of the HVAC Unit & Control Replacement at the facility located at 2000 E. Spring Creek Parkway.

Project Number 7359

(CMF parent account 54423)



EXPENDITURES	Prior Years	Re-Estimate	2022-23	2023-24	2024-25	2025-26	2026-27	Future Yrs	Total
Land	0	0	0	0	0	0	0	0	0
Design	0	0	0	0	0	0	0	0	0
Construction	0	792,400	0	0	0	0	0	0	792,400
Equipment	0	0	0	0	0	0	0	0	0
TOTAL	0	792,400	0	0	0	0	0	0	792,400

REVENUES	Prior Years	Re-Estimate	2022-23	2023-24	2024-25	2025-26	2026-27	Future Yrs	Total
CMF	0	792,400	0	0	0	0	0	0	792,400
N/A	0	0	0	0	0	0	0	0	0
N/A	0	0	0	0	0	0	0	0	0
TOTAL	0	792,400	0	0	0	0	0	0	792,400

OPERATING BUDGET IMPACT	2022-23	2023-24	2024-25	2025-26	2026-27	Future Yrs	Total
	0	0	0	0	0	0	0

CITY OF PLANO

COMMUNITY INVESTMENT PROGRAM

Project Name: Plano Event Center HVAC Phase I&II

Project Number: 54524

Start Date: Oct. 2022

Description:

Completion Date: Sep. 2024

HVAC Unit & Control Replacement at the facility located at 2000 E. Spring Creek Parkway.

Project Number 7192

(CMF parent account 54423)



EXPENDITURES	Prior Years	Re-Estimate	2022-23	2023-24	2024-25	2025-26	2026-27	Future Yrs	Total
Land	0	0	0	0	0	0	0	0	0
Design	0	0	0	0	0	0	0	0	0
Construction	0	807,484	0	0	0	0	0	0	807,484
Equipment	0	0	0	0	0	0	0	0	0
TOTAL	0	807,484	0	0	0	0	0	0	807,484

REVENUES	Prior Years	Re-Estimate	2022-23	2023-24	2024-25	2025-26	2026-27	Future Yrs	Total
CMF	0	807,484	0	0	0	0	0	0	807,484
N/A	0	0	0	0	0	0	0	0	0
N/A	0	0	0	0	0	0	0	0	0
TOTAL	0	807,484	0	0	0	0	0	0	807,484

OPERATING BUDGET IMPACT	2022-23	2023-24	2024-25	2025-26	2026-27	Future Yrs	Total
	0	0	0	0	0	0	0

CITY OF PLANO

COMMUNITY INVESTMENT PROGRAM

Project Name: Police Central - Bldg. 05

Project Number: 54458

Start Date: Oct. 2015

Description:

Completion Date: Sep. 2027

Routine repair and maintenance of building located at 909 14th Street that was built in 1989 and upgraded in 2006. The facility covers 54,454 square feet.

2021-22: Toler Room & Police Supply Room Remodel, Foundation Repair, & Lighting system installation (CMF 54544); Replace main locks to improve security - \$32K; Replace exhaust - \$14K

2022-23: Replace Sewer Line to Kitchen - \$15K, Replace Split System A/C Units - \$450K; Space Study - \$250K; Replace 100 kW natural gas generator (CMF 54545)

2026-27: Replace Roof - \$900K



EXPENDITURES	Prior Years	Re-Estimate	2022-23	2023-24	2024-25	2025-26	2026-27	Future Yrs	Total
Land	0	0	0	0	0	0	0	0	0
Design	75,685	0	0	0	0	0	0	0	75,685
Construction	1,623,354	409,912	265,000	0	0	0	900,000	0	3,198,266
Equipment	108,444	0	450,000	0	0	0	0	0	558,444
TOTAL	1,807,483	409,912	715,000	0	0	0	900,000	0	3,832,395

REVENUES	Prior Years	Re-Estimate	2022-23	2023-24	2024-25	2025-26	2026-27	Future Yrs	Total
CMF	1,787,409	409,912	715,000	0	0	0	900,000	0	3,812,321
Insurance Recd	11,170	0	0	0	0	0	0	0	11,170
Misc. Revenue	8,904	0	0	0	0	0	0	0	8,904
TOTAL	1,807,483	409,912	715,000	0	0	0	900,000	0	3,832,395

OPERATING BUDGET IMPACT	2022-23	2023-24	2024-25	2025-26	2026-27	Future Yrs	Total
	0	0	0	0	0	0	0

CITY OF PLANO

COMMUNITY INVESTMENT PROGRAM

Project Name: Police Central Generator

Project Number: 54545

Start Date: Oct. 2022

Description:

Completion Date: Sep. 2024

Replace 100 kW natural gas generator for building located at 909 14th Street.

Project Number TBD

(CMF parent account 54458)



EXPENDITURES	Prior Years	Re-Estimate	2022-23	2023-24	2024-25	2025-26	2026-27	Future Yrs	Total
Land	0	0	0	0	0	0	0	0	0
Design	0	0	0	0	0	0	0	0	0
Construction	0	0	180,000	0	0	0	0	0	180,000
Equipment	0	0	0	0	0	0	0	0	0
TOTAL	0	0	180,000	0	0	0	0	0	180,000

REVENUES	Prior Years	Re-Estimate	2022-23	2023-24	2024-25	2025-26	2026-27	Future Yrs	Total
CMF	0	0	180,000	0	0	0	0	0	180,000
N/A	0	0	0	0	0	0	0	0	0
N/A	0	0	0	0	0	0	0	0	0
TOTAL	0	0	180,000	0	0	0	0	0	180,000

OPERATING BUDGET IMPACT	2022-23	2023-24	2024-25	2025-26	2026-27	Future Yrs	Total
	0	0	0	0	0	0	0

CITY OF PLANO

COMMUNITY INVESTMENT PROGRAM

Project Name: Police Central Toler Room Reno & Foundation Repair

Project Number: 54544

Start Date: Oct. 2021

Description:

Completion Date: Sep. 2023

Remodel Toler Room & Police Supply Room, repair foundation & install lighting system to meet code requirements in building located at 909 14th Street.

Project Number 7342

(CMF parent account 54544)



EXPENDITURES	Prior Years	Re-Estimate	2022-23	2023-24	2024-25	2025-26	2026-27	Future Yrs	Total
Land	0	0	0	0	0	0	0	0	0
Design	0	0	0	0	0	0	0	0	0
Construction	0	1,421,815	0	0	0	0	0	0	1,421,815
Equipment	0	0	0	0	0	0	0	0	0
TOTAL	0	1,421,815	0	0	0	0	0	0	1,421,815

REVENUES	Prior Years	Re-Estimate	2022-23	2023-24	2024-25	2025-26	2026-27	Future Yrs	Total
CMF	0	1,421,815	0	0	0	0	0	0	1,421,815
N/A	0	0	0	0	0	0	0	0	0
N/A	0	0	0	0	0	0	0	0	0
TOTAL	0	1,421,815	0	0	0	0	0	0	1,421,815

OPERATING BUDGET IMPACT	2022-23	2023-24	2024-25	2025-26	2026-27	Future Yrs	Total
	0	0	0	0	0	0	0

CITY OF PLANO

COMMUNITY INVESTMENT PROGRAM

Project Name: Police Gun Range - Bldg. 86

Project Number: 54485

Start Date: Oct. 2012

Description:

Completion Date: Sep. 2022

Routine repair and maintenance of facility located at 4840 East Plano Parkway that was constructed in 1991 and covered in 2015. The facility is 3,052 square feet.

2021-22: Drainage System to Creek - \$5K



EXPENDITURES	Prior Years	Re-Estimate	2022-23	2023-24	2024-25	2025-26	2026-27	Future Yrs	Total
Land	0	0	0	0	0	0	0	0	0
Design	233,342	0	0	0	0	0	0	0	233,342
Construction	138,135	5,500	0	0	0	0	0	0	143,635
Equipment	37,378	0	0	0	0	0	0	0	37,378
TOTAL	408,855	5,500	0	0	0	0	0	0	414,355

REVENUES	Prior Years	Re-Estimate	2022-23	2023-24	2024-25	2025-26	2026-27	Future Yrs	Total
CMF	368,855	5,500	0	0	0	0	0	0	374,355
Intergovernme	40,000	0	0	0	0	0	0	0	40,000
N/A	0	0	0	0	0	0	0	0	0
TOTAL	408,855	5,500	0	0	0	0	0	0	414,355

OPERATING BUDGET IMPACT	2022-23	2023-24	2024-25	2025-26	2026-27	Future Yrs	Total
	0	0	0	0	0	0	0

CITY OF PLANO

COMMUNITY INVESTMENT PROGRAM

Project Name: Police Storefront - Bldg 81

Project Number: 54451

Start Date: Oct. 2020

Description:

Completion Date: Sep. 2026

Routine repair and maintenance of City facility located at 3420 K Avenue, Suite 304

2021-22: Replace A/C unit - \$18K



EXPENDITURES	Prior Years	Re-Estimate	2022-23	2023-24	2024-25	2025-26	2026-27	Future Yrs	Total
Land	0	0	0	0	0	0	0	0	0
Design	0	0	0	0	0	0	0	0	0
Construction	187	9,150	0	0	0	0	0	0	9,337
Equipment	0	0	0	0	0	0	0	0	0
TOTAL	187	9,150	0	0	0	0	0	0	9,337

REVENUES	Prior Years	Re-Estimate	2022-23	2023-24	2024-25	2025-26	2026-27	Future Yrs	Total
CMF	187	9,150	0	0	0	0	0	0	9,337
N/A	0	0	0	0	0	0	0	0	0
N/A	0	0	0	0	0	0	0	0	0
TOTAL	187	9,150	0	0	0	0	0	0	9,337

OPERATING BUDGET IMPACT	2022-23	2023-24	2024-25	2025-26	2026-27	Future Yrs	Total
	0	0	0	0	0	0	0

CITY OF PLANO

COMMUNITY INVESTMENT PROGRAM

Project Name: Police Training Center - Bldg. 70

Project Number: 54429

Start Date: Oct. 2014

Description:

Completion Date: Sep. 2026

Routine repair and maintenance of facility located at 4912 East 14th Street that was constructed in 1990 and upgraded in 2003. The facility covers 32,600 square feet.

2021-22: Replace fire alarm system - \$45K

2022-23: Replace carpet - \$50K

2024-25: Exterior Waterproofing - \$175K

2025-26: Replace roof - \$500K



EXPENDITURES	Prior Years	Re-Estimate	2022-23	2023-24	2024-25	2025-26	2026-27	Future Yrs	Total
Land	0	0	0	0	0	0	0	0	0
Design	62,625	0	0	0	0	0	0	0	62,625
Construction	462,384	208,091	50,000	0	175,000	500,000	0	0	1,395,475
Equipment	9,179	0	0	0	0	0	0	0	9,179
TOTAL	534,188	208,091	50,000	0	175,000	500,000	0	0	1,467,279

REVENUES	Prior Years	Re-Estimate	2022-23	2023-24	2024-25	2025-26	2026-27	Future Yrs	Total
CMF	534,188	208,091	50,000	0	175,000	500,000	0	0	1,467,279
N/A	0	0	0	0	0	0	0	0	0
N/A	0	0	0	0	0	0	0	0	0
TOTAL	534,188	208,091	50,000	0	175,000	500,000	0	0	1,467,279

OPERATING BUDGET IMPACT	2022-23	2023-24	2024-25	2025-26	2026-27	Future Yrs	Total
	0	0	0	0	0	0	0

CITY OF PLANO

COMMUNITY INVESTMENT PROGRAM

Project Name: Radio Maintenance Building

Project Number: 54402

Start Date: Oct. 2019

Description:

Completion Date: Sep. 2026

Routine repair and maintenance of City facility located at 925 22nd Street - Suite 100C.

2024-25: Replace Hot Water Heater - \$12K

2025-26: Replace HVAC - \$30K



EXPENDITURES	Prior Years	Re-Estimate	2022-23	2023-24	2024-25	2025-26	2026-27	Future Yrs	Total
Land	0	0	0	0	0	0	0	0	0
Design	0	0	0	0	0	0	0	0	0
Construction	6,448	0	0	0	0	0	0	0	6,448
Equipment	12,681	0	0	0	12,000	30,000	0	0	54,681
TOTAL	19,129	0	0	0	12,000	30,000	0	0	61,129

REVENUES	Prior Years	Re-Estimate	2022-23	2023-24	2024-25	2025-26	2026-27	Future Yrs	Total
CMF	19,129	0	0	0	12,000	30,000	0	0	61,129
N/A	0	0	0	0	0	0	0	0	0
N/A	0	0	0	0	0	0	0	0	0
TOTAL	19,129	0	0	0	12,000	30,000	0	0	61,129

OPERATING BUDGET IMPACT	2022-23	2023-24	2024-25	2025-26	2026-27	Future Yrs	Total
	0	0	0	0	0	0	0

CITY OF PLANO

COMMUNITY INVESTMENT PROGRAM

Project Name: Reuse Center - Building 69

Project Number: 54437

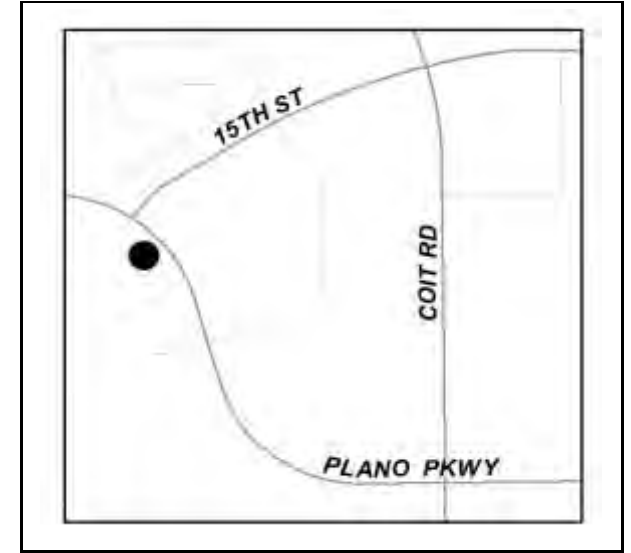
Start Date: Oct. 2021

Description:

Completion Date: Sep. 2027

Routine repair and maintenance of facility located at 4110 West Plano Parkway that was built in 1997 and covers 650 square feet.

2026-27: Replace HVAC Unit - \$7.5K



EXPENDITURES	Prior Years	Re-Estimate	2022-23	2023-24	2024-25	2025-26	2026-27	Future Yrs	Total
Land	0	0	0	0	0	0	0	0	0
Design	0	0	0	0	0	0	0	0	0
Construction	0	0	0	0	0	0	0	0	0
Equipment	0	0	0	0	0	0	7,500	0	7,500
TOTAL	0	0	0	0	0	0	7,500	0	7,500
REVENUES	Prior Years	Re-Estimate	2022-23	2023-24	2024-25	2025-26	2026-27	Future Yrs	Total
CMF	0	0	0	0	0	0	7,500	0	7,500
N/A	0	0	0	0	0	0	0	0	0
N/A	0	0	0	0	0	0	0	0	0
TOTAL	0	0	0	0	0	0	7,500	0	7,500
OPERATING BUDGET IMPACT			2022-23	2023-24	2024-25	2025-26	2026-27	Future Yrs	Total
			0	0	0	0	0	0	0

CITY OF PLANO

COMMUNITY INVESTMENT PROGRAM

Project Name: Ridgeview Pump Station - Bldg. 73

Project Number: 54459

Start Date: Oct. 2012

Description:

Completion Date: Sep. 2024

Routine repair and maintenance of facility located at 2501 Ridgeview that was built in 2006 and covers 18,028 square feet.

2021-22: Replacement of Two (2) Generators & Diesel Fuel Tank (CMF 54546)

2023-24: HVAC Replacement \$150K; Replace interior lights with LED - \$100K; Replace radiant heaters - \$95K



EXPENDITURES	Prior Years	Re-Estimate	2022-23	2023-24	2024-25	2025-26	2026-27	Future Yrs	Total
Land	0	0	0	0	0	0	0	0	0
Design	40,950	0	0	0	0	0	0	0	40,950
Construction	307,554	86,988	45,000	100,000	0	0	0	0	539,542
Equipment	54,452	0	0	245,000	0	0	0	0	299,452
TOTAL	402,956	86,988	45,000	345,000	0	0	0	0	879,944

REVENUES	Prior Years	Re-Estimate	2022-23	2023-24	2024-25	2025-26	2026-27	Future Yrs	Total
CMF	402,956	86,988	45,000	345,000	0	0	0	0	879,944
N/A	0	0	0	0	0	0	0	0	0
N/A	0	0	0	0	0	0	0	0	0
TOTAL	402,956	86,988	45,000	345,000	0	0	0	0	879,944

OPERATING BUDGET IMPACT	2022-23	2023-24	2024-25	2025-26	2026-27	Future Yrs	Total
	0	0	0	0	0	0	0

CITY OF PLANO

COMMUNITY INVESTMENT PROGRAM

Project Name: Ridgeview Pump Station Generator

Project Number: 54546

Start Date: Oct. 2021

Description:

Completion Date: Sep. 2023

Replacement of Two (2) Generators & Diesel Fuel Tank at facility located at 2501 Ridgeview.

Project Number 7328

(CMF parent account 54459)



EXPENDITURES	Prior Years	Re-Estimate	2022-23	2023-24	2024-25	2025-26	2026-27	Future Yrs	Total
Land	0	0	0	0	0	0	0	0	0
Design	0	0	0	0	0	0	0	0	0
Construction	0	3,200,000	0	0	0	0	0	0	3,200,000
Equipment	0	0	0	0	0	0	0	0	0
TOTAL	0	3,200,000	0	0	0	0	0	0	3,200,000

REVENUES	Prior Years	Re-Estimate	2022-23	2023-24	2024-25	2025-26	2026-27	Future Yrs	Total
CMF	0	3,200,000	0	0	0	0	0	0	3,200,000
N/A	0	0	0	0	0	0	0	0	0
N/A	0	0	0	0	0	0	0	0	0
TOTAL	0	3,200,000	0	0	0	0	0	0	3,200,000

OPERATING BUDGET IMPACT	2022-23	2023-24	2024-25	2025-26	2026-27	Future Yrs	Total
	0	0	0	0	0	0	0

CITY OF PLANO

COMMUNITY INVESTMENT PROGRAM

Project Name: Ridgeview Radio Tower

Project Number: 54515

Start Date: Oct. 2019

Description:

Completion Date: Sep. 2026

Routine repair and maintenance of radio tower located at 2501 Ridgeview Drive.

2021-22: Replace A/C units - \$25K

2025-26: Replace UPS Batteries - \$12.5K



EXPENDITURES	Prior Years	Re-Estimate	2022-23	2023-24	2024-25	2025-26	2026-27	Future Yrs	Total
Land	0	0	0	0	0	0	0	0	0
Design	0	0	0	0	0	0	0	0	0
Construction	1,687	313	0	0	0	12,500	0	0	14,500
Equipment	0	25,000	0	0	0	0	0	0	25,000
TOTAL	1,687	25,313	0	0	0	12,500	0	0	39,500

REVENUES	Prior Years	Re-Estimate	2022-23	2023-24	2024-25	2025-26	2026-27	Future Yrs	Total
CMF	1,687	25,313	0	0	0	12,500	0	0	39,500
N/A	0	0	0	0	0	0	0	0	0
N/A	0	0	0	0	0	0	0	0	0
TOTAL	1,687	25,313	0	0	0	12,500	0	0	39,500

OPERATING BUDGET IMPACT	2022-23	2023-24	2024-25	2025-26	2026-27	Future Yrs	Total
	0	0	0	0	0	0	0

CITY OF PLANO

COMMUNITY INVESTMENT PROGRAM

Project Name: Robinson Justice Center - Bldg. 82

Project Number: 54492

Start Date: Oct. 2012

Description:

Completion Date: Sep. 2027

Routine repair and maintenance of facility located at 900 East 15th Street that was built in 2003 and covers 60,681 square feet.

2022-23: Upgrade HVAC Controls - \$20K

2024-25: Replace 150 Ton Chiller - \$400K

2025-26: Exterior Paint - \$50K; Refinish Courtroom - \$75K; Replace Rooftop A/C Units & Controls - \$225K; Replace Air Handling Units VFD - \$45K; Replace Carpet - \$75K; Replace Fan Powered Boxes - \$300K

2026-27: Replace Hot Water Heater - \$25K; Replace VCT - \$60K



EXPENDITURES	Prior Years	Re-Estimate	2022-23	2023-24	2024-25	2025-26	2026-27	Future Yrs	Total
Land	0	0	0	0	0	0	0	0	0
Design	87,155	630	0	0	0	0	0	0	87,785
Construction	2,006,682	123,604	20,000	0	400,000	500,000	60,000	0	3,110,286
Equipment	451,305	0	0	0	0	270,000	25,000	0	746,305
TOTAL	2,545,142	124,234	20,000	0	400,000	770,000	85,000	0	3,944,376

REVENUES	Prior Years	Re-Estimate	2022-23	2023-24	2024-25	2025-26	2026-27	Future Yrs	Total
CMF	2,545,142	124,234	20,000	0	400,000	770,000	85,000	0	3,944,376
N/A	0	0	0	0	0	0	0	0	0
N/A	0	0	0	0	0	0	0	0	0
TOTAL	2,545,142	124,234	20,000	0	400,000	770,000	85,000	0	3,944,376

OPERATING BUDGET IMPACT	2022-23	2023-24	2024-25	2025-26	2026-27	Future Yrs	Total
	0	0	0	0	0	0	0

CITY OF PLANO

COMMUNITY INVESTMENT PROGRAM

Project Name: Rowlinson Natatorium - Bldg. 27

Project Number: 54471

Start Date: Oct. 2012

Description:

Completion Date: Sep. 2021

Routine repair and maintenance of facility located at 1712 P Avenue that was built in 1986 and covers 14,323 square feet.



EXPENDITURES	Prior Years	Re-Estimate	2022-23	2023-24	2024-25	2025-26	2026-27	Future Yrs	Total
Land	0	0	0	0	0	0	0	0	0
Design	194,867	0	0	0	0	0	0	0	194,867
Construction	1,306,633	2,500	0	0	0	0	0	0	1,309,133
Equipment	5,022	0	0	0	0	0	0	0	5,022
TOTAL	1,506,522	2,500	0	0	0	0	0	0	1,509,022

REVENUES	Prior Years	Re-Estimate	2022-23	2023-24	2024-25	2025-26	2026-27	Future Yrs	Total
CMF	1,270,977	2,500	0	0	0	0	0	0	1,273,477
Insurance Rece	235,545	0	0	0	0	0	0	0	235,545
N/A	0	0	0	0	0	0	0	0	0
TOTAL	1,506,522	2,500	0	0	0	0	0	0	1,509,022

OPERATING BUDGET IMPACT	2022-23	2023-24	2024-25	2025-26	2026-27	Future Yrs	Total
	0	0	0	0	0	0	0

CITY OF PLANO

COMMUNITY INVESTMENT PROGRAM

Project Name: Saigling House

Project Number: 54502

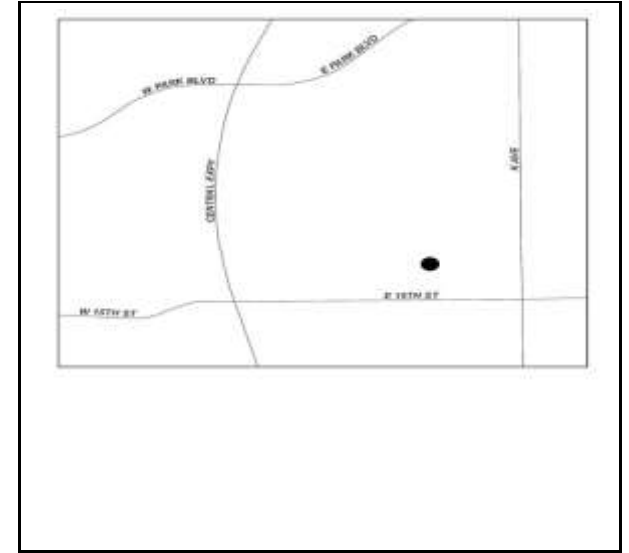
Start Date: Oct. 2012

Description:

Completion Date: Sep. 2027

Routine repair and maintenance of facility located at 902 East 16th Street that was acquired in 2017 and covers 3,937 square feet.

2026-27: Interior & Exterior Paint - \$110K



EXPENDITURES	Prior Years	Re-Estimate	2022-23	2023-24	2024-25	2025-26	2026-27	Future Yrs	Total
Land	0	0	0	0	0	0	0	0	0
Design	811,676	0	0	0	0	0	0	0	811,676
Construction	1,039,706	0	0	0	0	0	110,000	0	1,149,706
Equipment	5,404	0	0	0	0	0	0	0	5,404
TOTAL	1,856,786	0	0	0	0	0	110,000	0	1,966,786

REVENUES	Prior Years	Re-Estimate	2022-23	2023-24	2024-25	2025-26	2026-27	Future Yrs	Total
CMF	1,856,786	0	0	0	0	0	110,000	0	1,966,786
N/A	0	0	0	0	0	0	0	0	0
N/A	0	0	0	0	0	0	0	0	0
TOTAL	1,856,786	0	0	0	0	0	110,000	0	1,966,786

OPERATING BUDGET IMPACT	2022-23	2023-24	2024-25	2025-26	2026-27	Future Yrs	Total
	0	0	0	0	0	0	0

CITY OF PLANO

COMMUNITY INVESTMENT PROGRAM

Project Name: Sam Johnson Recreation Center - Bldg. 93

Project Number: 54482

Start Date: Oct. 2012

Description:

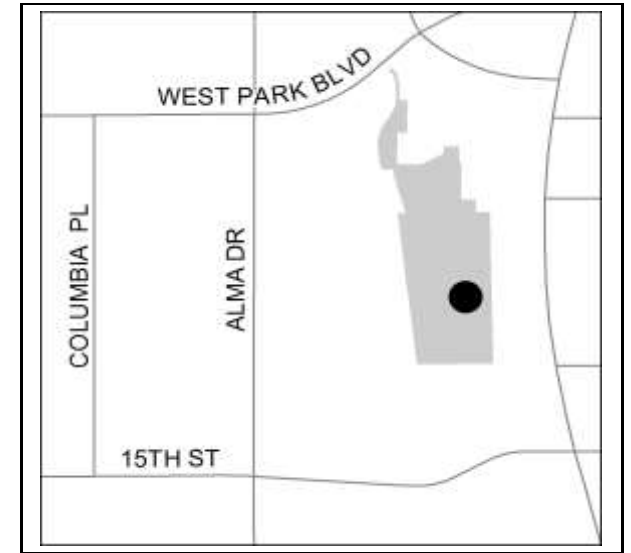
Completion Date: Sep. 2027

Routine repair and maintenance of facility located at 401 West 16th Street that was built in 1997 and covers 21,723 square feet.

2022-23: Lone Star Room VAV replacement - \$250K

2025-26: Replace Air-Cooled Chiller - \$225K; Replace Toli LVT Flooring in Lone Star Room - \$90K; Replace VFD on AHU - \$20K

2026-27: Interior Paint - \$40K; Replace 2 Air Handling Units - \$60K



EXPENDITURES	Prior Years	Re-Estimate	2022-23	2023-24	2024-25	2025-26	2026-27	Future Yrs	Total
Land	0	0	0	0	0	0	0	0	0
Design	102,567	14,100	0	0	0	0	0	0	116,667
Construction	2,189,849	50,668	0	0	0	335,000	40,000	0	2,615,517
Equipment	51,213	0	250,000	0	0	0	60,000	0	361,213
TOTAL	2,343,629	64,768	250,000	0	0	335,000	100,000	0	3,093,397

REVENUES	Prior Years	Re-Estimate	2022-23	2023-24	2024-25	2025-26	2026-27	Future Yrs	Total
CMF	2,146,477	64,768	250,000	0	0	335,000	100,000	0	2,896,245
Insurance Rece	197,152	0	0	0	0	0	0	0	197,152
N/A	0	0	0	0	0	0	0	0	0
TOTAL	2,343,629	64,768	250,000	0	0	335,000	100,000	0	3,093,397

OPERATING BUDGET IMPACT	2022-23	2023-24	2024-25	2025-26	2026-27	Future Yrs	Total
	0	0	0	0	0	0	0

CITY OF PLANO

COMMUNITY INVESTMENT PROGRAM

Project Name: Schimelpfenig Library - Bldg. 09

Project Number: 54432

Start Date: Oct. 2015

Description:

Completion Date: Sep. 2027

Routine repair and maintenance of facility located at 5024 Custer Road that was built in 1980 and upgraded in 1997. The facility covers 30,169 square feet over two floors.

2021-22: Catwalk & Ladder - \$25K; Dumpster Enclosure (CMF 54551)

2024-25: Replace Rooftop A/C Units and Basement VAV System - \$600K

2025-26: Replace Hot Water Heater - \$7.5K; Replace Toilet Partitions - \$75K

2026-27: Replace Sanitary Waste Pumps - \$40K



EXPENDITURES	Prior Years	Re-Estimate	2022-23	2023-24	2024-25	2025-26	2026-27	Future Yrs	Total
Land	0	0	0	0	0	0	0	0	0
Design	562,583	0	0	0	0	0	0	0	562,583
Construction	1,103,503	113,979	0	0	0	7,500	40,000	0	1,264,982
Equipment	137,448	0	0	0	600,000	75,000	0	0	812,448
TOTAL	1,803,534	113,979	0	0	600,000	82,500	40,000	0	2,640,013

REVENUES	Prior Years	Re-Estimate	2022-23	2023-24	2024-25	2025-26	2026-27	Future Yrs	Total
CMF	1,803,534	113,979	0	0	600,000	82,500	40,000	0	2,640,013
N/A	0	0	0	0	0	0	0	0	0
N/A	0	0	0	0	0	0	0	0	0
TOTAL	1,803,534	113,979	0	0	600,000	82,500	40,000	0	2,640,013

OPERATING BUDGET IMPACT	2022-23	2023-24	2024-25	2025-26	2026-27	Future Yrs	Total
	0	0	0	0	0	0	0

CITY OF PLANO

COMMUNITY INVESTMENT PROGRAM

Project Name: Schimelpfenig Library Dumpster Enclosure

Project Number: 54551

Start Date: Oct. 2021

Description:

Completion Date: Sep. 2023

Install an enclosure around the dumpster at the facility located at 5024 Custer Road.

Project Number 7317

(CMF parent account 54432)



EXPENDITURES	Prior Years	Re-Estimate	2022-23	2023-24	2024-25	2025-26	2026-27	Future Yrs	Total
Land	0	0	0	0	0	0	0	0	0
Design	0	0	0	0	0	0	0	0	0
Construction	0	48,450	0	0	0	0	0	0	48,450
Equipment	0	0	0	0	0	0	0	0	0
TOTAL	0	48,450	0	0	0	0	0	0	48,450

REVENUES	Prior Years	Re-Estimate	2022-23	2023-24	2024-25	2025-26	2026-27	Future Yrs	Total
CMF	0	48,450	0	0	0	0	0	0	48,450
N/A	0	0	0	0	0	0	0	0	0
N/A	0	0	0	0	0	0	0	0	0
TOTAL	0	48,450	0	0	0	0	0	0	48,450

OPERATING BUDGET IMPACT	2022-23	2023-24	2024-25	2025-26	2026-27	Future Yrs	Total
	0	0	0	0	0	0	0

CITY OF PLANO

COMMUNITY INVESTMENT PROGRAM

Project Name: Schoolhouse Radio Tower

Project Number: 54476

Start Date: Oct. 2023

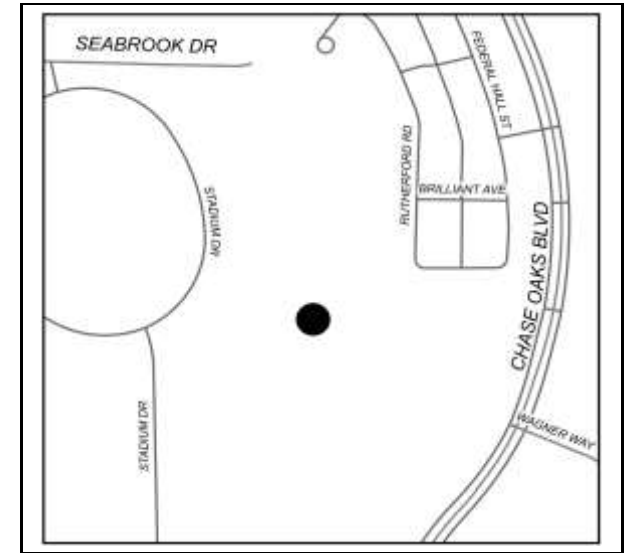
Description:

Completion Date: Sep. 2026

Routine repair and maintenance of the radio tower located at 435 West Spring Creek Parkway

2022-23: Replace generator (CMF 54547)

2025-26: Replace Roof - \$22K



EXPENDITURES	Prior Years	Re-Estimate	2022-23	2023-24	2024-25	2025-26	2026-27	Future Yrs	Total
Land	0	0	0	0	0	0	0	0	0
Design	1,490	0	0	0	0	0	0	0	1,490
Construction	18,384	9,682	0	0	0	22,000	0	0	50,066
Equipment	0	0	0	0	0	0	0	0	0
TOTAL	19,874	9,682	0	0	0	22,000	0	0	51,556

REVENUES	Prior Years	Re-Estimate	2022-23	2023-24	2024-25	2025-26	2026-27	Future Yrs	Total
CMF	19,874	9,682	0	0	0	22,000	0	0	51,556
N/A	0	0	0	0	0	0	0	0	0
N/A	0	0	0	0	0	0	0	0	0
TOTAL	19,874	9,682	0	0	0	22,000	0	0	51,556

OPERATING BUDGET IMPACT	2022-23	2023-24	2024-25	2025-26	2026-27	Future Yrs	Total
	0	0	0	0	0	0	0

CITY OF PLANO

COMMUNITY INVESTMENT PROGRAM

Project Name: Schoolhouse Radio Tower Generator

Project Number: 54547

Start Date: Oct. 2022

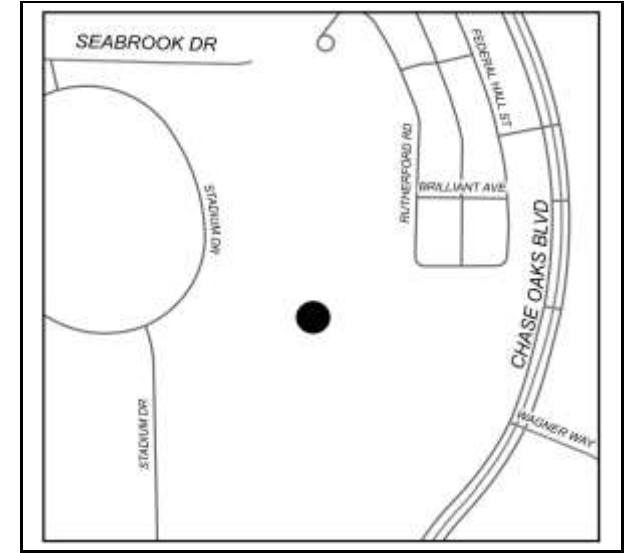
Description:

Completion Date: Sep. 2024

Replace generator for the radio tower located at 435 West Spring Creek Parkway

Project Number TBD

(CMF parent account 54476)



EXPENDITURES	Prior Years	Re-Estimate	2022-23	2023-24	2024-25	2025-26	2026-27	Future Yrs	Total
Land	0	0	0	0	0	0	0	0	0
Design	0	0	0	0	0	0	0	0	0
Construction	0	0	170,000	0	0	0	0	0	170,000
Equipment	0	0	0	0	0	0	0	0	0
TOTAL	0	0	170,000	0	0	0	0	0	170,000
REVENUES	Prior Years	Re-Estimate	2022-23	2023-24	2024-25	2025-26	2026-27	Future Yrs	Total
CMF	0	0	170,000	0	0	0	0	0	170,000
N/A	0	0	0	0	0	0	0	0	0
N/A	0	0	0	0	0	0	0	0	0
TOTAL	0	0	170,000	0	0	0	0	0	170,000
OPERATING BUDGET IMPACT			2022-23	2023-24	2024-25	2025-26	2026-27	Future Yrs	Total
			0	0	0	0	0	0	0

CITY OF PLANO

COMMUNITY INVESTMENT PROGRAM

Project Name: Shiloh Pump Station - Bldg. 12

Project Number: 54470

Start Date: Oct. 2021

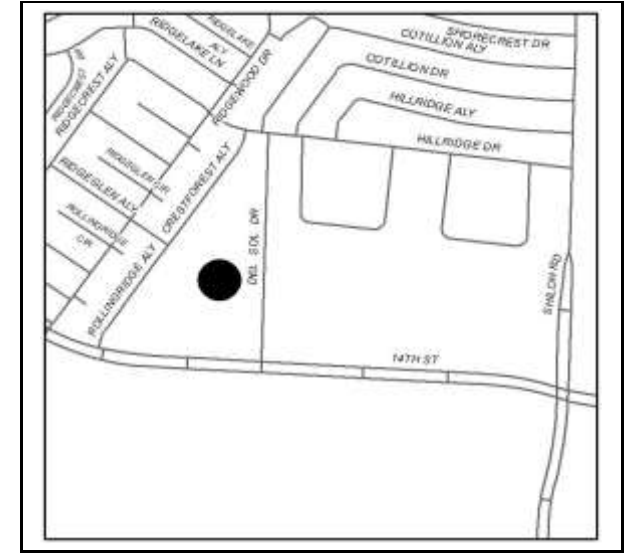
Description:

Completion Date: Sep. 2024

Routine repair and maintenance of facility located at FM 544 and Shiloh Road that was built in 1980 and covers 956 square feet.

2021-22: Emergency Generator Replacement (CMF 54563)

2023-24: A/C Unit Replacement - \$35K



EXPENDITURES	Prior Years	Re-Estimate	2022-23	2023-24	2024-25	2025-26	2026-27	Future Yrs	Total
Land	0	0	0	0	0	0	0	0	0
Design	1,897	0	0	0	0	0	0	0	1,897
Construction	125	0	0	0	0	0	0	0	125
Equipment	0	0	0	35,000	0	0	0	0	35,000
TOTAL	2,022	0	0	35,000	0	0	0	0	37,022
REVENUES	Prior Years	Re-Estimate	2022-23	2023-24	2024-25	2025-26	2026-27	Future Yrs	Total
CMF	2,022	0	0	35,000	0	0	0	0	37,022
N/A	0	0	0	0	0	0	0	0	0
N/A	0	0	0	0	0	0	0	0	0
TOTAL	2,022	0	0	35,000	0	0	0	0	37,022
OPERATING BUDGET IMPACT			2022-23	2023-24	2024-25	2025-26	2026-27	Future Yrs	Total
			0	0	0	0	0	0	0

CITY OF PLANO

COMMUNITY INVESTMENT PROGRAM

Project Name: Shiloh Pump Station Generator

Project Number: 54563

Start Date: Oct. 2021

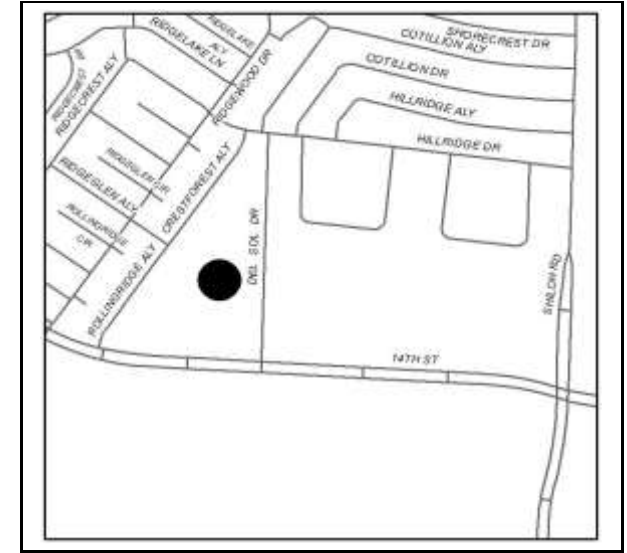
Description:

Completion Date: Sep. 2023

Emergency Generator Replacement at the facility located at FM 544 and Shiloh Road.

Project Number 7472

(CMF parent account 54470)



EXPENDITURES	Prior Years	Re-Estimate	2022-23	2023-24	2024-25	2025-26	2026-27	Future Yrs	Total
Land	0	0	0	0	0	0	0	0	0
Design	0	0	0	0	0	0	0	0	0
Construction	0	350,000	0	0	0	0	0	0	350,000
Equipment	0	0	0	0	0	0	0	0	0
TOTAL	0	350,000	0	0	0	0	0	0	350,000
REVENUES	Prior Years	Re-Estimate	2022-23	2023-24	2024-25	2025-26	2026-27	Future Yrs	Total
CMF	0	350,000	0	0	0	0	0	0	350,000
N/A	0	0	0	0	0	0	0	0	0
N/A	0	0	0	0	0	0	0	0	0
TOTAL	0	350,000	0	0	0	0	0	0	350,000
OPERATING BUDGET IMPACT			2022-23	2023-24	2024-25	2025-26	2026-27	Future Yrs	Total
			0	0	0	0	0	0	0

CITY OF PLANO

COMMUNITY INVESTMENT PROGRAM

Project Name: Stadium Pump Station - Bldg. 13

Project Number: 54465

Start Date: Oct. 2012

Description:

Completion Date: Sep. 2026

Routine repair and maintenance of facility located at 6601 Alma Road that was built in 1995 and covers 8,322 square feet.

2025-26: Replace Roof: \$145K



EXPENDITURES	Prior Years	Re-Estimate	2022-23	2023-24	2024-25	2025-26	2026-27	Future Yrs	Total
Land	0	0	0	0	0	0	0	0	0
Design	17,636	22,000	0	0	0	0	0	0	39,636
Construction	203,506	86,669	0	0	0	145,000	0	0	435,175
Equipment	5,264	0	0	0	0	0	0	0	5,264
TOTAL	226,406	108,669	0	0	0	145,000	0	0	480,075
REVENUES	Prior Years	Re-Estimate	2022-23	2023-24	2024-25	2025-26	2026-27	Future Yrs	Total
CMF	226,406	108,669	0	0	0	145,000	0	0	480,075
N/A	0	0	0	0	0	0	0	0	0
N/A	0	0	0	0	0	0	0	0	0
TOTAL	226,406	108,669	0	0	0	145,000	0	0	480,075
OPERATING BUDGET IMPACT			2022-23	2023-24	2024-25	2025-26	2026-27	Future Yrs	Total
			0	0	0	0	0	0	0

CITY OF PLANO

COMMUNITY INVESTMENT PROGRAM

Project Name: Technology Services Building - Bldg. 03

Project Number: 54494

Start Date: Oct. 2012

Description:

Completion Date: Sep. 2027

Routine repair and maintenance of facility located at 1117 East 15th Street built in 1979 and renovated in 2014. This facility covers 9,325 square feet.

2022-23: Replace Computer Room UPS Batteries - \$150K

2026-27: Replace Computer Room UPS Batteries - \$150K



EXPENDITURES	Prior Years	Re-Estimate	2022-23	2023-24	2024-25	2025-26	2026-27	Future Yrs	Total
Land	0	0	0	0	0	0	0	0	0
Design	211,486	16,885	0	0	0	0	0	0	228,371
Construction	1,701,094	43,490	150,000	0	0	0	150,000	0	2,044,584
Equipment	472,660	0	0	0	0	0	0	0	472,660
TOTAL	2,385,240	60,375	150,000	0	0	0	150,000	0	2,745,615

REVENUES	Prior Years	Re-Estimate	2022-23	2023-24	2024-25	2025-26	2026-27	Future Yrs	Total
CMF	2,093,311	60,375	150,000	0	0	0	150,000	0	2,453,686
Collin County	291,929	0	0	0	0	0	0	0	291,929
N/A	0	0	0	0	0	0	0	0	0
TOTAL	2,385,240	60,375	150,000	0	0	0	150,000	0	2,745,615

OPERATING BUDGET IMPACT	2022-23	2023-24	2024-25	2025-26	2026-27	Future Yrs	Total
	0	0	0	0	0	0	0

CITY OF PLANO

COMMUNITY INVESTMENT PROGRAM

Project Name: Tom Muehlenbeck Rec Center Generator

Project Number: 54562

Start Date: Oct. 2022

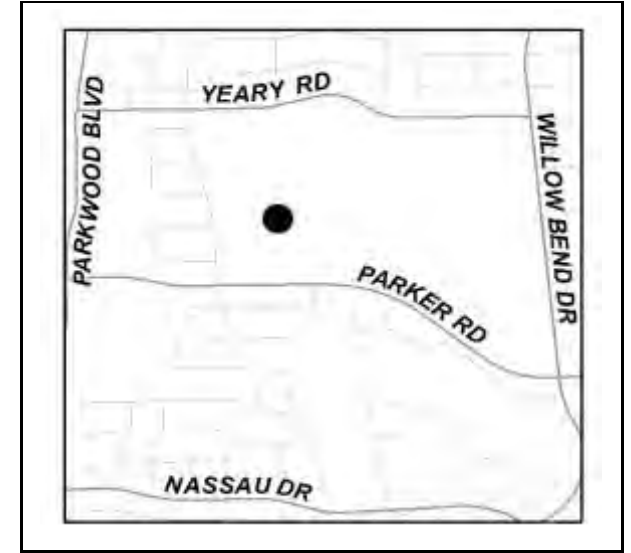
Description:

Completion Date: Sep. 2024

Install new 900 kW diesel fueled generator & ATS at the facility located at 5801 West Parker Road.

Project Number TBD

(CMF parent account 54435)



EXPENDITURES	Prior Years	Re-Estimate	2022-23	2023-24	2024-25	2025-26	2026-27	Future Yrs	Total
Land	0	0	0	0	0	0	0	0	0
Design	0	0	0	0	0	0	0	0	0
Construction	0	0	1,200,000	0	0	0	0	0	1,200,000
Equipment	0	0	0	0	0	0	0	0	0
TOTAL	0	0	1,200,000	0	0	0	0	0	1,200,000

REVENUES	Prior Years	Re-Estimate	2022-23	2023-24	2024-25	2025-26	2026-27	Future Yrs	Total
CMF	0	0	1,200,000	0	0	0	0	0	1,200,000
N/A	0	0	0	0	0	0	0	0	0
N/A	0	0	0	0	0	0	0	0	0
TOTAL	0	0	1,200,000	0	0	0	0	0	1,200,000

OPERATING BUDGET IMPACT	2022-23	2023-24	2024-25	2025-26	2026-27	Future Yrs	Total
	0	0	0	0	0	0	0

CITY OF PLANO

COMMUNITY INVESTMENT PROGRAM

Project Name: Tom Muehlenbeck Recreation Center - Bldg. 50

Project Number: 54435

Start Date: Oct. 2012

Description:

Completion Date: Sep. 2026

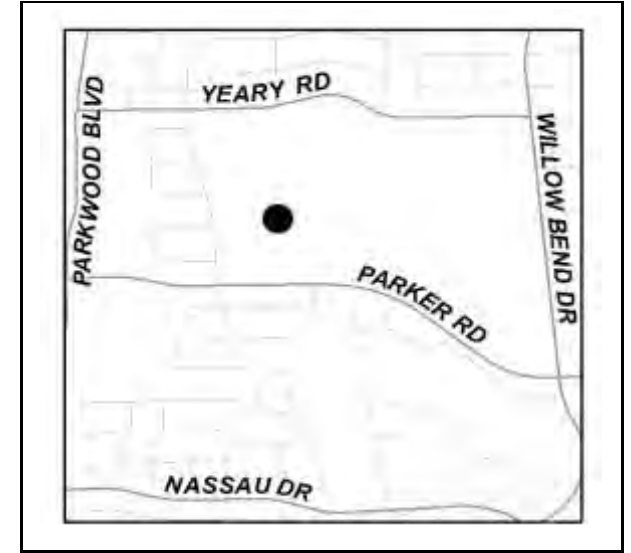
Routine repair and maintenance of facility located at 5801 West Parker Road that was built in 2007 and covers 88,120 square feet.

2021-22: Exhaust Fan Replacement in Acid Room - \$8K

2022-23: Install new 900 kW diesel fueled generator & ATS (CMF 54562); Replace Hot Water Heater - \$14.5K; Replace Pumps & Disconnect - \$60K; Replace Starter/Contactors on Pumps - \$11K; Reseal Wood Framing to Roof to Outdoor Restrooms - \$12.5K

2024-25: Replace Ceiling Tiles in Party Room - \$26K

2026-27: Exterior Clean & Seal Brick - \$176K



EXPENDITURES	Prior Years	Re-Estimate	2022-23	2023-24	2024-25	2025-26	2026-27	Future Yrs	Total
Land	0	0	0	0	0	0	0	0	0
Design	57,100	0	0	0	0	0	0	0	57,100
Construction	2,468,509	46,533	98,000	0	26,000	176,000	0	0	2,815,042
Equipment	32,926	8,000	0	0	0	0	0	0	40,926
TOTAL	2,558,535	54,533	98,000	0	26,000	176,000	0	0	2,913,068

REVENUES	Prior Years	Re-Estimate	2022-23	2023-24	2024-25	2025-26	2026-27	Future Yrs	Total
CMF	2,558,535	54,533	98,000	0	26,000	176,000	0	0	2,913,068
N/A	0	0	0	0	0	0	0	0	0
N/A	0	0	0	0	0	0	0	0	0
TOTAL	2,558,535	54,533	98,000	0	26,000	176,000	0	0	2,913,068

OPERATING BUDGET IMPACT	2022-23	2023-24	2024-25	2025-26	2026-27	Future Yrs	Total
	0	0	0	0	0	0	0

CITY OF PLANO

COMMUNITY INVESTMENT PROGRAM

Project Name: Warehouse - Bldg. 68

Project Number: 54418

Start Date: Oct. 2011

Description:

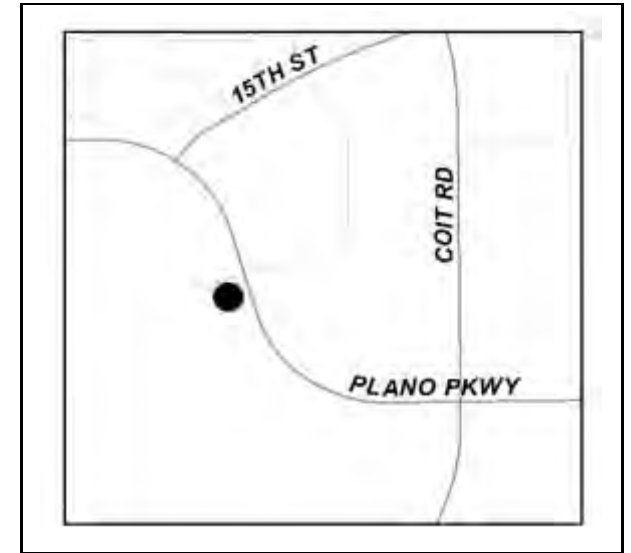
Completion Date: Sep. 2027

Routine repair and maintenance of facility located at 4100 West Plano Parkway that was constructed in 1991 and upgraded in 2003. The warehouse covers 22,600 square feet.

2021-22: Replace A/C Units - \$35K

2025-26: Replace fire alarm panel - \$50K

2026-27: Replace overhead doors - \$225K



EXPENDITURES	Prior Years	Re-Estimate	2022-23	2023-24	2024-25	2025-26	2026-27	Future Yrs	Total
Land	0	0	0	0	0	0	0	0	0
Design	43,779	0	0	0	0	0	0	0	43,779
Construction	589,084	0	0	0	0	50,000	225,000	0	864,084
Equipment	26,998	35,000	0	0	0	0	0	0	61,998
TOTAL	659,861	35,000	0	0	0	50,000	225,000	0	969,861

REVENUES	Prior Years	Re-Estimate	2022-23	2023-24	2024-25	2025-26	2026-27	Future Yrs	Total
CMF	447,971	35,000	0	0	0	50,000	225,000	0	757,971
Insurance Rece	211,890	0	0	0	0	0	0	0	211,890
N/A	0	0	0	0	0	0	0	0	0
TOTAL	659,861	35,000	0	0	0	50,000	225,000	0	969,861

OPERATING BUDGET IMPACT	2022-23	2023-24	2024-25	2025-26	2026-27	Future Yrs	Total
	0	0	0	0	0	0	0

Utility and Other Capital Maintenance Projects

Project		Prior Yrs	Re-Est	2022-23	2023-24	2024-25	2025-26	2026-27	Future	Total
55007	Hydraulic Water Model Update	69,592	0	100,000	100,000	100,000	100,000	100,000	100,000	669,592
55003	Pump Station Rehabilitation	2,729,945	500,000	500,000	500,000	500,000	600,000	600,000	600,000	6,529,945
TOTAL		2,799,537	500,000	600,000	600,000	600,000	700,000	700,000	700,000	7,199,537

CITY OF PLANO

COMMUNITY INVESTMENT PROGRAM

Project Name: Hydraulic Water Model Update

Project Number: 55007

Start Date: Jan. 2020

Description:

Completion Date: Sep. 2027

Update of hydraulic water model including water quality component.



EXPENDITURES	Prior Years	Re-Estimate	2022-23	2023-24	2024-25	2025-26	2026-27	Future Yrs	Total
Land	0	0	0	0	0	0	0	0	0
Design	69,592	0	100,000	100,000	100,000	100,000	100,000	100,000	669,592
Construction	0	0	0	0	0	0	0	0	0
Equipment	0	0	0	0	0	0	0	0	0
TOTAL	69,592	0	100,000	100,000	100,000	100,000	100,000	100,000	669,592

REVENUES	Prior Years	Re-Estimate	2022-23	2023-24	2024-25	2025-26	2026-27	Future Yrs	Total
CMF	69,592	0	100,000	100,000	100,000	100,000	100,000	100,000	669,592
N/A	0	0	0	0	0	0	0	0	0
N/A	0	0	0	0	0	0	0	0	0
TOTAL	69,592	0	100,000	100,000	100,000	100,000	100,000	100,000	669,592

OPERATING BUDGET IMPACT	2022-23	2023-24	2024-25	2025-26	2026-27	Future Yrs	Total
	0	0	0	0	0	0	0

CITY OF PLANO

COMMUNITY INVESTMENT PROGRAM

Project Name: Pump Station Rehabilitation

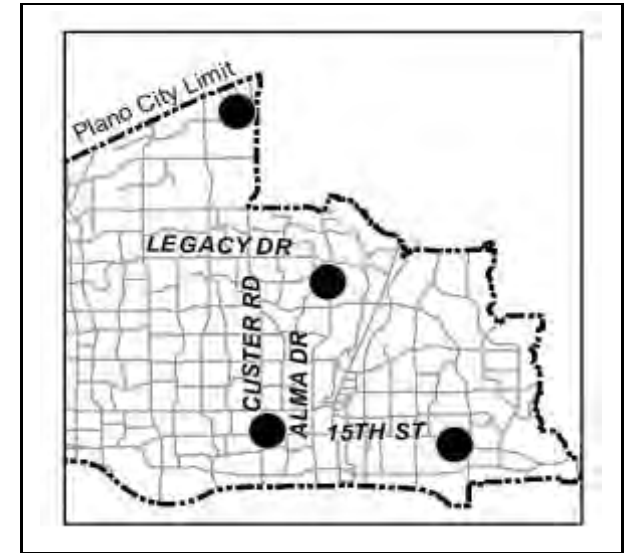
Project Number: 55003

Start Date: Oct. 2012

Description:

Completion Date: Sep. 2026

Pumps and motors at the various pumping stations range in age from 10 to 30 years old. Additionally, various pumping suction and discharge valves may need replacement as well as major electrical switching and control gear. These funds will be utilized to replace, refurbish and repair various pumping equipment and other appurtenances.



EXPENDITURES	Prior Years	Re-Estimate	2022-23	2023-24	2024-25	2025-26	2026-27	Future Yrs	Total
Land	0	0	0	0	0	0	0	0	0
Design	0	0	0	0	0	0	0	0	0
Construction	2,661,893	500,000	500,000	500,000	500,000	600,000	600,000	600,000	6,461,893
Equipment	68,052	0	0	0	0	0	0	0	68,052
TOTAL	2,729,945	500,000	500,000	500,000	500,000	600,000	600,000	600,000	6,529,945

REVENUES	Prior Years	Re-Estimate	2022-23	2023-24	2024-25	2025-26	2026-27	Future Yrs	Total
CMF	2,729,945	500,000	500,000	500,000	500,000	600,000	600,000	600,000	6,529,945
N/A	0	0	0	0	0	0	0	0	0
N/A	0	0	0	0	0	0	0	0	0
TOTAL	2,729,945	500,000	500,000	500,000	500,000	600,000	600,000	600,000	6,529,945

OPERATING BUDGET IMPACT	2022-23	2023-24	2024-25	2025-26	2026-27	Future Yrs	Total
	0	0	0	0	0	0	0




Plano

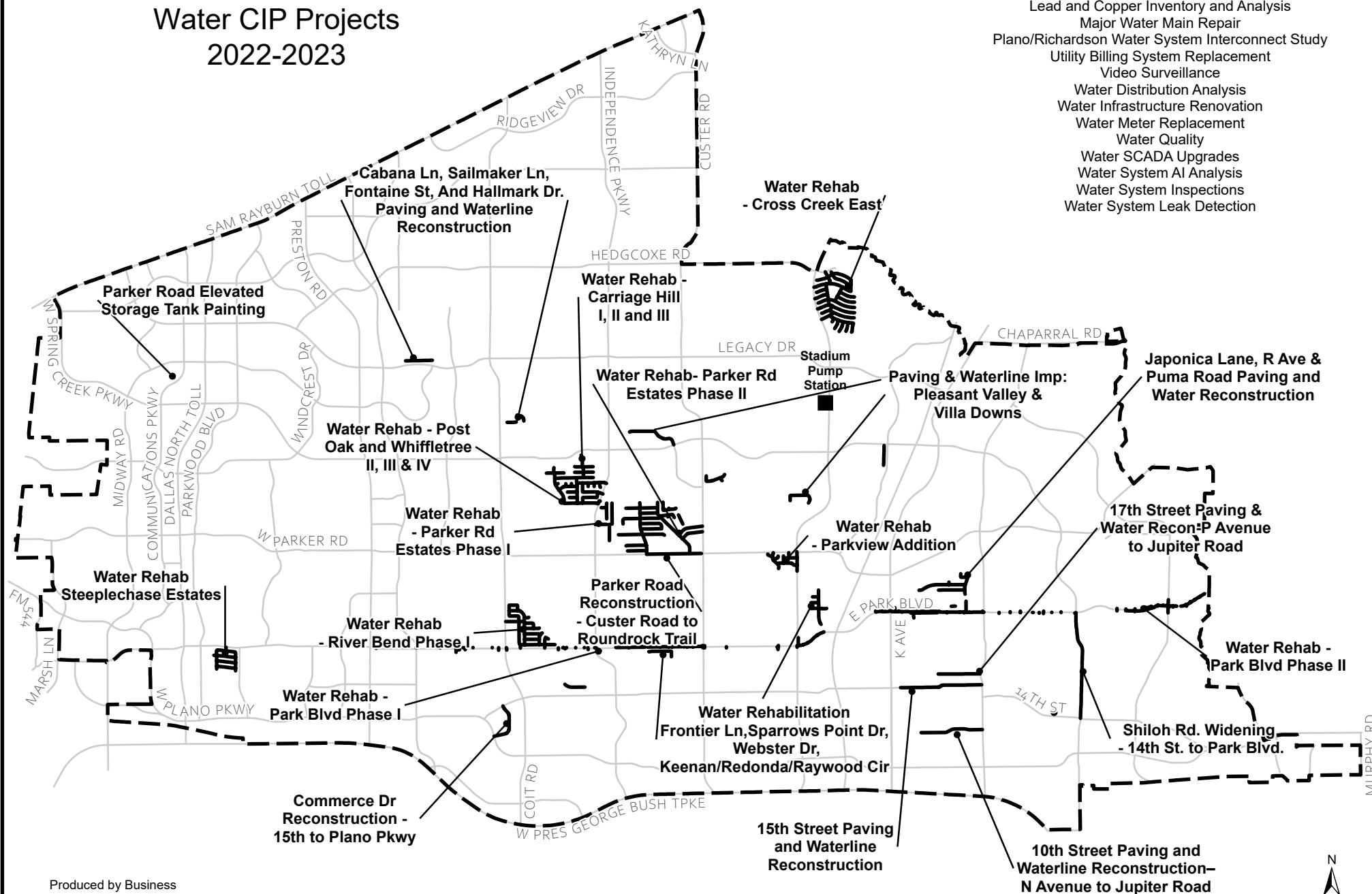
City of Excellence



WATER CIP



Automatic Flushers
Distribution System Improvements
Elevated Tank Painting
Elevated Tank Security Fencing
Lead and Copper Inventory and Analysis
Major Water Main Repair
Plano/Richardson Water System Interconnect Study
Utility Billing System Replacement
Video Surveillance
Water Distribution Analysis
Water Infrastructure Renovation
Water Meter Replacement
Water Quality
Water SCADA Upgrades
Water System AI Analysis
Water System Inspections
Water System Leak Detection



Water CIP Projects

Project		Prior Yrs	Re-Est	2022-23	2023-24	2024-25	2025-26	2026-27	Future	Total
68793	10th St Paving & Reconstr - N Ave to Jupiter	0	0	550,000	0	0	0	0	0	550,000
68794	15th St Paving & Reconstr - Municipal to P & R	0	0	160,000	800,000	0	0	0	0	960,000
68571	17th St Paving & Water Recon - Avenue P to Ju	0	550,000	92,000	0	0	0	0	0	642,000
68990	Automatic Flushers	2,700	322,300	200,000	200,000	400,000	400,000	400,000	400,000	2,325,000
68192	Commerce Dr Reconstruction - 15th to Plano Pk	79,000	645,000	0	0	0	0	0	0	724,000
67895	Disinfection Improvements	610,286	0	0	0	0	13,400,000	0	0	14,010,286
68153	Distribution System Improvements	1,308,751	200,000	500,000	500,000	500,000	500,000	500,000	500,000	4,508,751
68315	Elevated Tank Painting	0	0	0	150,000	1,500,000	150,000	1,500,000	1,500,000	4,800,000
68986	Elevated Tank Security Fencing	315,793	211,500	512,300	0	0	0	0	0	1,039,593
68908	Japonica Lane, R Ave & Puma Road Paving and	0	300,000	280,000	0	0	0	0	0	580,000
68997	Lead and Copper Inventory and Analysis	0	0	100,000	100,000	100,000	100,000	100,000	100,000	600,000
68996	Major Water Main Repair	0	0	500,000	600,000	650,000	700,000	750,000	800,000	4,000,000
68316	Parker Road Elevated Storage Tank Painting	0	40,000	660,000	800,000	0	0	0	0	1,500,000
68210	Parker Road Reconstruction- Roundrock to Cust	0	0	900,000	900,000	0	0	0	0	1,800,000
68797	Paving & Waterline Imp: Cabana/Fontaine/Hall	0	50,000	65,000	0	0	0	0	0	115,000
68889	Paving & Waterline Imp: Kingston/Duchess/Lorr	0	0	0	1,000,000	0	0	0	0	1,000,000

	Project	Prior Yrs	Re-Est	2022-23	2023-24	2024-25	2025-26	2026-27	Future	Total
68890	Paving & Waterline Imp: Middle Cove/Lookout/	0	0	0	720,000	0	0	0	0	720,000
68796	Paving & Waterline Imp: Pleasant Valley & Vill	0	0	750,000	250,000	0	0	0	0	1,000,000
67901	Paving & Waterline Imp: Rigsbee/Peppertree/La	0	0	0	1,100,000	0	0	0	0	1,100,000
67902	Paving & WL Imp: Monarch/Charter/White Oak/	0	0	0	800,000	400,000	0	0	0	1,200,000
68995	Plano / Richardson Water System Interconnect S	0	50,000	0	0	0	0	0	0	50,000
67911	SCADA Backup	0	125,000	0	0	0	0	0	0	125,000
68260	Shiloh Road Expansion - 14th Street to Park Bou	0	350,000	850,000	0	0	0	0	0	1,200,000
67750	Utility Billing System Replacement	0	0	580,000	0	0	0	0	0	580,000
36-P99	Water CIP Projects Closed in 2021-22	1,961,725	377,187	0	0	0	0	0	0	2,338,912
68963	Water Distribution Analysis	122,605	20,000	20,000	20,000	20,000	20,000	20,000	20,000	262,605
68460	Water Infrastructure Renovation	40,909	600,000	200,000	5,000,000	7,000,000	7,500,000	7,750,000	8,000,000	36,090,909
67775	Water Meter Replacement	15,273,032	6,000,000	3,146,968	0	0	0	0	0	24,420,000
67894	Water Quality	623,426	400,000	400,000	400,000	400,000	400,000	400,000	400,000	3,423,426
68454	Water Rehab - Carriage Hill I, II and III	243,138	1,065,000	235,000	0	0	0	0	0	1,543,138
68452	Water Rehab - Cross Creek East	935,511	2,258,153	1,100,000	0	0	0	0	0	4,293,664
68991	Water Rehab - Frontier/Webster/Keenan/Redond	157,120	175,000	1,688,000	0	0	0	0	0	2,020,120
68197	Water Rehab - Park Blvd Phase I (Preston to 75)	0	0	300,000	2,100,000	1,300,000	0	0	0	3,700,000

	Project	Prior Yrs	Re-Est	2022-23	2023-24	2024-25	2025-26	2026-27	Future	Total
68198	Water Rehab - Park Blvd Phase II (75 to ECL)	0	0	500,000	4,000,000	2,000,000	0	0	0	6,500,000
68992	Water Rehab - Parker Rd Estates Phase I	107,845	150,000	1,050,000	1,310,000	0	0	0	0	2,617,845
68993	Water Rehab - Parker Rd Estates Phase II	144,503	300,000	1,080,000	1,940,000	0	0	0	0	3,464,503
68453	Water Rehab - Parkview Addition	123,497	240,000	1,125,000	0	0	0	0	0	1,488,497
68922	Water Rehab - Post Oak and Whiffletree II, III &	297,522	542,000	2,215,000	0	0	0	0	0	3,054,522
68472	Water Rehab - River Bend Phase I	0	220,000	700,000	2,420,000	0	0	0	0	3,340,000
68471	Water Rehab - Steeplechase Estates	0	100,000	450,000	940,000	0	0	0	0	1,490,000
68999	Water SCADA Upgrades	0	0	200,000	200,000	0	0	0	0	400,000
68998	Water System AI Analysis	0	0	200,000	200,000	200,000	200,000	200,000	200,000	1,200,000
68159	Water System Inspections	0	200,000	1,000,000	1,000,000	1,000,000	1,000,000	1,000,000	1,000,000	6,200,000
68150	Water System Leak Detection	142,000	0	500,000	500,000	500,000	500,000	500,000	500,000	3,142,000
	TOTAL	22,489,363	15,491,140	22,809,268	27,950,000	15,970,000	24,870,000	13,120,000	13,420,000	156,119,771

CITY OF PLANO

COMMUNITY INVESTMENT PROGRAM

Project Name: 10th St Paving & Reconstr - N Ave to Jupiter

Project Number: 68793

Start Date: May. 2021

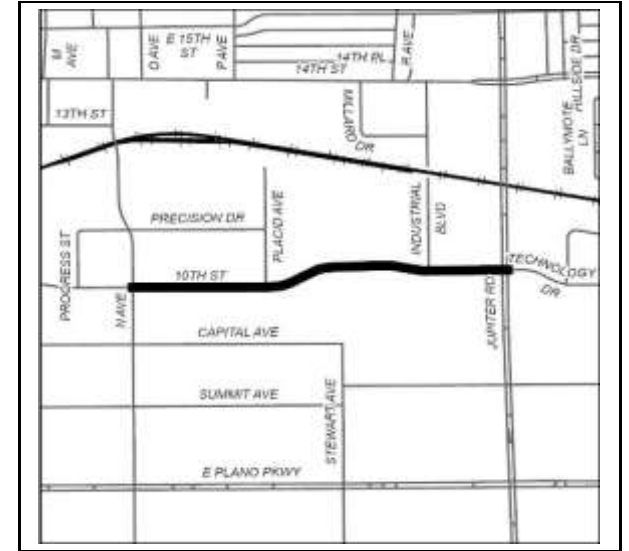
Description:

Completion Date: Jun. 2023

Project includes removal and replacement of 3,525 linear feet of full-width collector street pavement, sidewalks, driveways, barrier free ramps, and 1,320 linear feet of water line.

Project Number 7343

(See also Street CIP #37893)



EXPENDITURES	Prior Years	Re-Estimate	2022-23	2023-24	2024-25	2025-26	2026-27	Future Yrs	Total
Land	0	0	0	0	0	0	0	0	0
Design	0	0	0	0	0	0	0	0	0
Construction	0	0	550,000	0	0	0	0	0	550,000
Equipment	0	0	0	0	0	0	0	0	0
TOTAL	0	0	550,000	0	0	0	0	0	550,000
REVENUES	Prior Years	Re-Estimate	2022-23	2023-24	2024-25	2025-26	2026-27	Future Yrs	Total
Water Sales	0	0	550,000	0	0	0	0	0	550,000
N/A	0	0	0	0	0	0	0	0	0
N/A	0	0	0	0	0	0	0	0	0
TOTAL	0	0	550,000	0	0	0	0	0	550,000
OPERATING BUDGET IMPACT			2022-23	2023-24	2024-25	2025-26	2026-27	Future Yrs	Total
			0	0	0	0	0	0	0

CITY OF PLANO

COMMUNITY INVESTMENT PROGRAM

Project Name: 15th St Paving & Reconstr - Municipal to P & R to Jupiter

Project Number: 68794

Start Date: Oct. 2021

Description:

Completion Date: Mar. 2024

Project includes removal and replacement of 3,065 linear feet of full-width collector street pavement, sidewalks, driveways, barrier free ramps, and 3,225 linear feet of water line.

Project number 7298

(See also Street CIP #37894)



EXPENDITURES	Prior Years	Re-Estimate	2022-23	2023-24	2024-25	2025-26	2026-27	Future Yrs	Total
Land	0	0	0	0	0	0	0	0	0
Design	0	0	0	0	0	0	0	0	0
Construction	0	0	160,000	800,000	0	0	0	0	960,000
Equipment	0	0	0	0	0	0	0	0	0
TOTAL	0	0	160,000	800,000	0	0	0	0	960,000

REVENUES	Prior Years	Re-Estimate	2022-23	2023-24	2024-25	2025-26	2026-27	Future Yrs	Total
Water Sales	0	0	160,000	800,000	0	0	0	0	960,000
N/A	0	0	0	0	0	0	0	0	0
N/A	0	0	0	0	0	0	0	0	0
TOTAL	0	0	160,000	800,000	0	0	0	0	960,000

OPERATING BUDGET IMPACT	2022-23	2023-24	2024-25	2025-26	2026-27	Future Yrs	Total
	0	0	0	0	0	0	0

CITY OF PLANO

COMMUNITY INVESTMENT PROGRAM

Project Name: 17th Street Paving & Water Recon-P Avenue to Jupiter Road

Project Number: 68571

Start Date: Oct. 2021

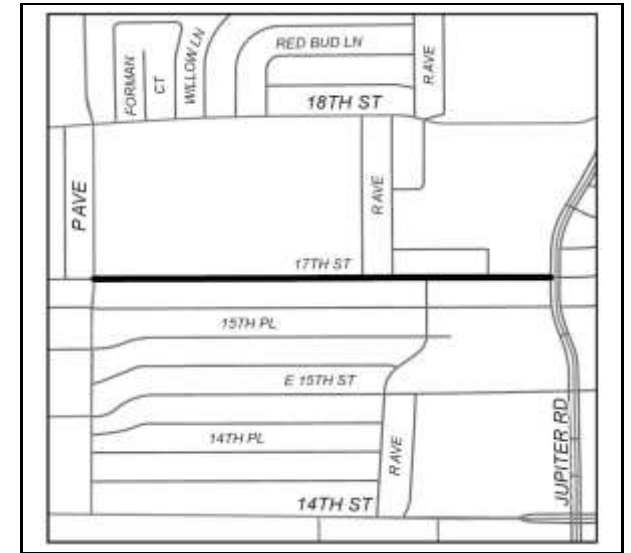
Description:

Completion Date: Jun. 2023

Complete removal and replacement of 2,400 linear feet of full-width collector street pavement and adjacent sidewalks, driveways, barrier free ramps and 2,450 linear feet of water line

Project number 7222

(See also Street CIP #37571)



EXPENDITURES	Prior Years	Re-Estimate	2022-23	2023-24	2024-25	2025-26	2026-27	Future Yrs	Total
Land	0	0	0	0	0	0	0	0	0
Design	0	0	0	0	0	0	0	0	0
Construction	0	550,000	92,000	0	0	0	0	0	642,000
Equipment	0	0	0	0	0	0	0	0	0
TOTAL	0	550,000	92,000	0	0	0	0	0	642,000
REVENUES	Prior Years	Re-Estimate	2022-23	2023-24	2024-25	2025-26	2026-27	Future Yrs	Total
Water Sales	0	550,000	92,000	0	0	0	0	0	642,000
N/A	0	0	0	0	0	0	0	0	0
N/A	0	0	0	0	0	0	0	0	0
TOTAL	0	550,000	92,000	0	0	0	0	0	642,000
OPERATING BUDGET IMPACT			2022-23	2023-24	2024-25	2025-26	2026-27	Future Yrs	Total
			0	0	0	0	0	0	0

CITY OF PLANO

COMMUNITY INVESTMENT PROGRAM

Project Name: Automatic Flushers

Project Number: 68990

Start Date: Oct. 2020

Description:

Completion Date: Sep. 2027

Installation of automatic flushers on approximately 825 deadend lines



EXPENDITURES	Prior Years	Re-Estimate	2022-23	2023-24	2024-25	2025-26	2026-27	Future Yrs	Total
Land	0	0	0	0	0	0	0	0	0
Design	0	0	0	0	0	0	0	0	0
Construction	2,700	322,300	200,000	200,000	400,000	400,000	400,000	400,000	2,325,000
Equipment	0	0	0	0	0	0	0	0	0
TOTAL	2,700	322,300	200,000	200,000	400,000	400,000	400,000	400,000	2,325,000

REVENUES	Prior Years	Re-Estimate	2022-23	2023-24	2024-25	2025-26	2026-27	Future Yrs	Total
Water Sales	2,700	322,300	200,000	200,000	400,000	400,000	400,000	400,000	2,325,000
N/A	0	0	0	0	0	0	0	0	0
N/A	0	0	0	0	0	0	0	0	0
TOTAL	2,700	322,300	200,000	200,000	400,000	400,000	400,000	400,000	2,325,000

OPERATING BUDGET IMPACT	2022-23	2023-24	2024-25	2025-26	2026-27	Future Yrs	Total
	0	0	0	0	0	0	0

CITY OF PLANO

COMMUNITY INVESTMENT PROGRAM

Project Name: Commerce Dr Reconstruction - 15th to Plano Pkwy

Project Number: 68192

Start Date: Jul. 2019

Description:

Completion Date: Dec. 2022

Replacement of existing 12" ductile iron water line and appurtenances along Commerce Drive from Plano Parkway to 15th Street

Project Number 7141

(See also Street CIP #31189)



EXPENDITURES	Prior Years	Re-Estimate	2022-23	2023-24	2024-25	2025-26	2026-27	Future Yrs	Total
Land	0	0	0	0	0	0	0	0	0
Design	0	0	0	0	0	0	0	0	0
Construction	79,000	645,000	0	0	0	0	0	0	724,000
Equipment	0	0	0	0	0	0	0	0	0
TOTAL	79,000	645,000	0	0	0	0	0	0	724,000

REVENUES	Prior Years	Re-Estimate	2022-23	2023-24	2024-25	2025-26	2026-27	Future Yrs	Total
Water Sales	79,000	645,000	0	0	0	0	0	0	724,000
N/A	0	0	0	0	0	0	0	0	0
N/A	0	0	0	0	0	0	0	0	0
TOTAL	79,000	645,000	0	0	0	0	0	0	724,000

OPERATING BUDGET IMPACT	2022-23	2023-24	2024-25	2025-26	2026-27	Future Yrs	Total
	0	0	0	0	0	0	0

CITY OF PLANO

COMMUNITY INVESTMENT PROGRAM

Project Name: Disinfection Improvements

Project Number: 67895

Start Date: Oct. 2014

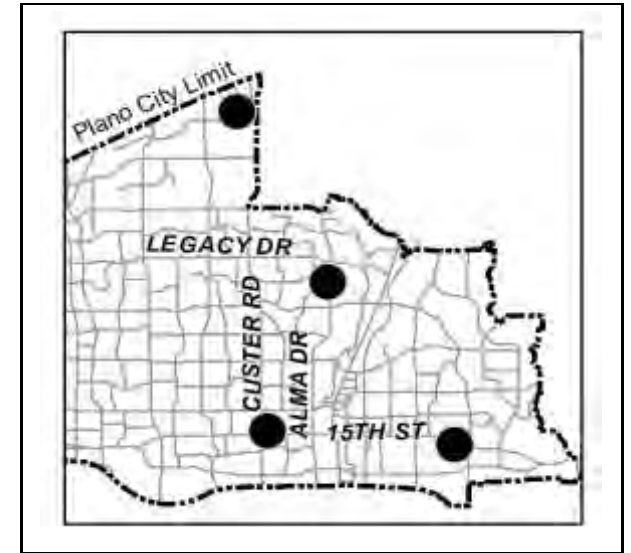
Description:

Completion Date: Dec. 2026

Improvements that will provide the ability to apply disinfection chemicals at Custer, Ridgeview, Shiloh and Stadium Pump Stations

Design awarded to Arcadis-US in February 2015.

Project Number 6526



EXPENDITURES	Prior Years	Re-Estimate	2022-23	2023-24	2024-25	2025-26	2026-27	Future Yrs	Total
Land	300	0	0	0	0	0	0	0	300
Design	609,986	0	0	0	0	200,000	0	0	809,986
Construction	0	0	0	0	0	13,200,000	0	0	13,200,000
Equipment	0	0	0	0	0	0	0	0	0
TOTAL	610,286	0	0	0	0	13,400,000	0	0	14,010,286

REVENUES	Prior Years	Re-Estimate	2022-23	2023-24	2024-25	2025-26	2026-27	Future Yrs	Total
Water Sales	610,286	0	0	0	0	0	0	0	610,286
Revenue Bond	0	0	0	0	0	13,400,000	0	0	13,400,000
N/A	0	0	0	0	0	0	0	0	0
TOTAL	610,286	0	0	0	0	13,400,000	0	0	14,010,286

OPERATING BUDGET IMPACT	2022-23	2023-24	2024-25	2025-26	2026-27	Future Yrs	Total
	0	0	0	0	0	0	0

CITY OF PLANO

COMMUNITY INVESTMENT PROGRAM

Project Name: Distribution System Improvements

Project Number: 68153

Start Date: Oct. 2012

Description:

Completion Date: Sep. 2027

Rehabilitation and replacement of the various infrastructure appurtenances in the City's water distribution system; including potable water valves, fittings and the purchase of large tools and other associated parts necessary to perform installation and maintenance. This work is performed by Plano Public Works Utility Operations staff.



EXPENDITURES	Prior Years	Re-Estimate	2022-23	2023-24	2024-25	2025-26	2026-27	Future Yrs	Total
Land	2,000	0	0	0	0	0	0	0	2,000
Design	0	0	0	0	0	0	0	0	0
Construction	1,306,751	200,000	500,000	500,000	500,000	500,000	500,000	500,000	4,506,751
Equipment	0	0	0	0	0	0	0	0	0
TOTAL	1,308,751	200,000	500,000	500,000	500,000	500,000	500,000	500,000	4,508,751

REVENUES	Prior Years	Re-Estimate	2022-23	2023-24	2024-25	2025-26	2026-27	Future Yrs	Total
Water Sales	1,308,751	200,000	500,000	500,000	500,000	500,000	500,000	500,000	4,508,751
N/A	0	0	0	0	0	0	0	0	0
N/A	0	0	0	0	0	0	0	0	0
TOTAL	1,308,751	200,000	500,000	500,000	500,000	500,000	500,000	500,000	4,508,751

OPERATING BUDGET IMPACT	2022-23	2023-24	2024-25	2025-26	2026-27	Future Yrs	Total
	0	0	0	0	0	0	0

CITY OF PLANO

COMMUNITY INVESTMENT PROGRAM

Project Name: Elevated Tank Painting

Project Number: 68315

Start Date: Oct. 2018

Description:

Completion Date: Sep. 2027

Repaint the interior and exterior of existing elevated storage tanks. The actual tanks will be determined at a later date.



EXPENDITURES	Prior Years	Re-Estimate	2022-23	2023-24	2024-25	2025-26	2026-27	Future Yrs	Total
Land	0	0	0	0	0	0	0	0	0
Design	0	0	0	150,000	0	150,000	0	0	300,000
Construction	0	0	0	0	1,500,000	0	1,500,000	1,500,000	4,500,000
Equipment	0	0	0	0	0	0	0	0	0
TOTAL	0	0	0	150,000	1,500,000	150,000	1,500,000	1,500,000	4,800,000

REVENUES	Prior Years	Re-Estimate	2022-23	2023-24	2024-25	2025-26	2026-27	Future Yrs	Total
Water Sales	0	0	0	150,000	1,500,000	150,000	1,500,000	1,500,000	4,800,000
N/A	0	0	0	0	0	0	0	0	0
N/A	0	0	0	0	0	0	0	0	0
TOTAL	0	0	0	150,000	1,500,000	150,000	1,500,000	1,500,000	4,800,000

OPERATING BUDGET IMPACT	2022-23	2023-24	2024-25	2025-26	2026-27	Future Yrs	Total
	0	0	0	0	0	0	0

CITY OF PLANO

COMMUNITY INVESTMENT PROGRAM

Project Name: Elevated Tank Security Fencing

Project Number: 68986

Start Date: Oct. 2013

Description:

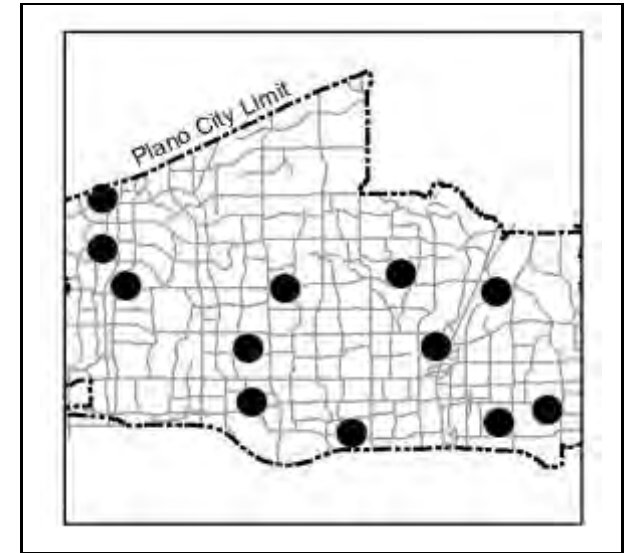
Completion Date: Apr. 2023

Replacement of existing security fencing at multiple elevated tank sites.

Professional Services awarded to Birkhoff, Hendricks & Carter in April 2014.

Phase 1 Construction awarded to Swift Corporation in February 2019.

Project Numbers 6408 & 6408.1



EXPENDITURES	Prior Years	Re-Estimate	2022-23	2023-24	2024-25	2025-26	2026-27	Future Yrs	Total
Land	0	0	0	0	0	0	0	0	0
Design	60,635	11,500	12,300	0	0	0	0	0	84,435
Construction	255,158	200,000	500,000	0	0	0	0	0	955,158
Equipment	0	0	0	0	0	0	0	0	0
TOTAL	315,793	211,500	512,300	0	0	0	0	0	1,039,593

REVENUES	Prior Years	Re-Estimate	2022-23	2023-24	2024-25	2025-26	2026-27	Future Yrs	Total
Water Sales	315,793	211,500	512,300	0	0	0	0	0	1,039,593
N/A	0	0	0	0	0	0	0	0	0
N/A	0	0	0	0	0	0	0	0	0
TOTAL	315,793	211,500	512,300	0	0	0	0	0	1,039,593

OPERATING BUDGET IMPACT	2022-23	2023-24	2024-25	2025-26	2026-27	Future Yrs	Total
	0	0	0	0	0	0	0

CITY OF PLANO

COMMUNITY INVESTMENT PROGRAM

Project Name: Japonica Lane, R Ave & Puma Road Paving and Water Reconstru

Project Number: 68908

Start Date: Oct. 2019

Description:

Completion Date: May. 2023

Remove and replace 3,050 linear feet of full-width residential street pavement, sidewalks, driveways, barrier free ramps and 1,900 linear feet of water line.

Project Number 7240

(See also Street CIP #37908)



EXPENDITURES	Prior Years	Re-Estimate	2022-23	2023-24	2024-25	2025-26	2026-27	Future Yrs	Total
Land	0	0	0	0	0	0	0	0	0
Design	0	0	0	0	0	0	0	0	0
Construction	0	300,000	280,000	0	0	0	0	0	580,000
Equipment	0	0	0	0	0	0	0	0	0
TOTAL	0	300,000	280,000	0	0	0	0	0	580,000

REVENUES	Prior Years	Re-Estimate	2022-23	2023-24	2024-25	2025-26	2026-27	Future Yrs	Total
Water Sales	0	300,000	280,000	0	0	0	0	0	580,000
N/A	0	0	0	0	0	0	0	0	0
N/A	0	0	0	0	0	0	0	0	0
TOTAL	0	300,000	280,000	0	0	0	0	0	580,000

OPERATING BUDGET IMPACT	2022-23	2023-24	2024-25	2025-26	2026-27	Future Yrs	Total
	0	0	0	0	0	0	0

CITY OF PLANO

COMMUNITY INVESTMENT PROGRAM

Project Name: Lead and Copper Inventory and Analysis

Project Number: 68997

Start Date: Oct. 2022

Description:

Completion Date: Sep. 2027

Project to identify lead and copper in the water system to be in compliance with the TCEQ's Lead and Copper Rule.



EXPENDITURES	Prior Years	Re-Estimate	2022-23	2023-24	2024-25	2025-26	2026-27	Future Yrs	Total
Land	0	0	0	0	0	0	0	0	0
Design	0	0	0	0	0	0	0	0	0
Construction	0	0	100,000	100,000	100,000	100,000	100,000	100,000	600,000
Equipment	0	0	0	0	0	0	0	0	0
TOTAL	0	0	100,000	100,000	100,000	100,000	100,000	100,000	600,000

REVENUES	Prior Years	Re-Estimate	2022-23	2023-24	2024-25	2025-26	2026-27	Future Yrs	Total
Water Sales	0	0	100,000	100,000	100,000	100,000	100,000	100,000	600,000
N/A	0	0	0	0	0	0	0	0	0
N/A	0	0	0	0	0	0	0	0	0
TOTAL	0	0	100,000	100,000	100,000	100,000	100,000	100,000	600,000

OPERATING BUDGET IMPACT	2022-23	2023-24	2024-25	2025-26	2026-27	Future Yrs	Total
	0	0	0	0	0	0	0

CITY OF PLANO

COMMUNITY INVESTMENT PROGRAM

Project Name: Major Water Main Repair

Project Number: 68996

Start Date: Oct. 2022

Description:

Completion Date: Sep. 2027

Project includes repair of major waterlines throughout the city



EXPENDITURES	Prior Years	Re-Estimate	2022-23	2023-24	2024-25	2025-26	2026-27	Future Yrs	Total
Land	0	0	0	0	0	0	0	0	0
Design	0	0	0	0	0	0	0	0	0
Construction	0	0	500,000	600,000	650,000	700,000	750,000	800,000	4,000,000
Equipment	0	0	0	0	0	0	0	0	0
TOTAL	0	0	500,000	600,000	650,000	700,000	750,000	800,000	4,000,000

REVENUES	Prior Years	Re-Estimate	2022-23	2023-24	2024-25	2025-26	2026-27	Future Yrs	Total
Water sales	0	0	500,000	600,000	650,000	700,000	750,000	800,000	4,000,000
N/A	0	0	0	0	0	0	0	0	0
N/A	0	0	0	0	0	0	0	0	0
TOTAL	0	0	500,000	600,000	650,000	700,000	750,000	800,000	4,000,000

OPERATING BUDGET IMPACT	2022-23	2023-24	2024-25	2025-26	2026-27	Future Yrs	Total
	0	0	0	0	0	0	0

CITY OF PLANO

COMMUNITY INVESTMENT PROGRAM

Project Name: Parker Road Elevated Storage Tank Painting

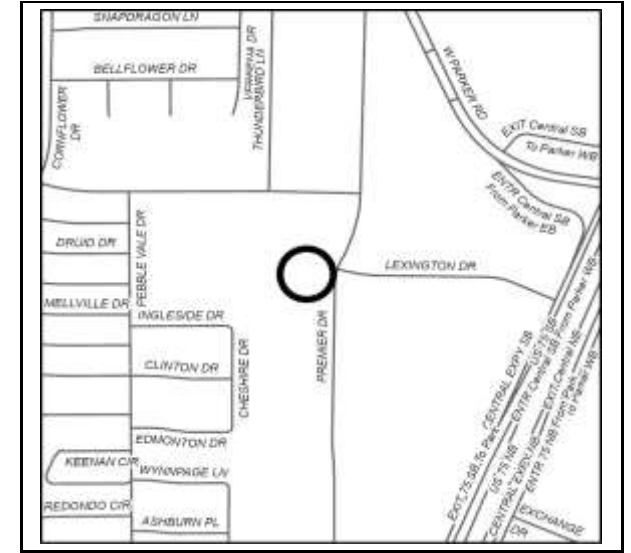
Project Number: 68316

Start Date: Nov. 2022

Description:

Completion Date: Nov. 2024

Repaint the existing elevated storage tank



EXPENDITURES	Prior Years	Re-Estimate	2022-23	2023-24	2024-25	2025-26	2026-27	Future Yrs	Total
Land	0	0	0	0	0	0	0	0	0
Design	0	40,000	160,000	0	0	0	0	0	200,000
Construction	0	0	500,000	800,000	0	0	0	0	1,300,000
Equipment	0	0	0	0	0	0	0	0	0
TOTAL	0	40,000	660,000	800,000	0	0	0	0	1,500,000

REVENUES	Prior Years	Re-Estimate	2022-23	2023-24	2024-25	2025-26	2026-27	Future Yrs	Total
Water Sales	0	0	200,000	1,300,000	0	0	0	0	1,500,000
N/A	0	0	0	0	0	0	0	0	0
N/A	0	0	0	0	0	0	0	0	0
TOTAL	0	0	200,000	1,300,000	0	0	0	0	1,500,000

OPERATING BUDGET IMPACT	2022-23	2023-24	2024-25	2025-26	2026-27	Future Yrs	Total
	0	0	0	0	0	0	0

CITY OF PLANO

COMMUNITY INVESTMENT PROGRAM

Project Name: Parker Road Reconstruction- Roundrock to Custer

Project Number: 68210

Start Date: Oct. 2021

Description:

Completion Date: Jul. 2024

Full reconstruction of Parker Rd. from Roundrock Trail to Custer Road.

Design awarded to Garver Engineers in December 2018

Project number 7050

(See also Street CIP #31210)



EXPENDITURES	Prior Years	Re-Estimate	2022-23	2023-24	2024-25	2025-26	2026-27	Future Yrs	Total
Land	0	0	0	0	0	0	0	0	0
Design	0	0	0	0	0	0	0	0	0
Construction	0	0	900,000	900,000	0	0	0	0	1,800,000
Equipment	0	0	0	0	0	0	0	0	0
TOTAL	0	0	900,000	900,000	0	0	0	0	1,800,000

REVENUES	Prior Years	Re-Estimate	2022-23	2023-24	2024-25	2025-26	2026-27	Future Yrs	Total
Water Sales	0	0	900,000	900,000	0	0	0	0	1,800,000
N/A	0	0	0	0	0	0	0	0	0
N/A	0	0	0	0	0	0	0	0	0
TOTAL	0	0	900,000	900,000	0	0	0	0	1,800,000

OPERATING BUDGET IMPACT	2022-23	2023-24	2024-25	2025-26	2026-27	Future Yrs	Total
	0	0	0	0	0	0	0

CITY OF PLANO

COMMUNITY INVESTMENT PROGRAM

Project Name: Paving & Waterline Imp: Cabana/Fontaine/Hallmark

Project Number: 68797

Start Date: Oct. 2021

Description:

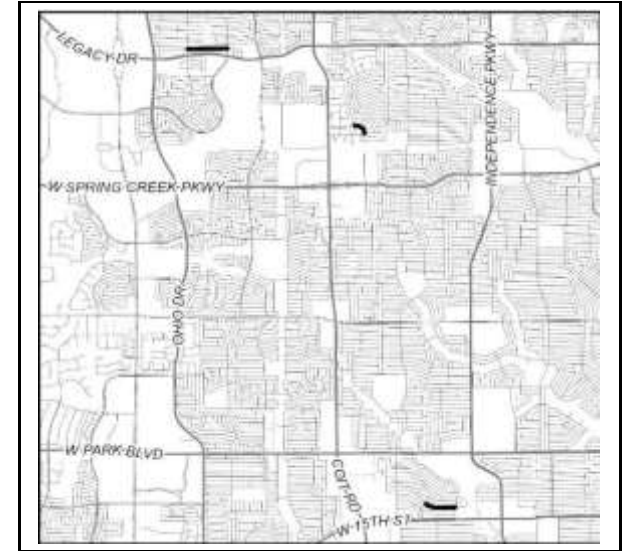
Completion Date: Nov. 2022

Project includes removal and replacement of 3,240 linear feet of full-width residential street pavement, sidewalks, driveways, barrier free ramps, and 570 linear feet of water line (Cabana Lane).

1. Cabana Lane (Bilmore Place to Sailmaker Lane) (570 LF)
2. Fontaine Street (Montclair Drive to Silverwood Lane) (1,170 LF)
3. Hallmark Drive (Colonnade Drive to Archgate Drive) (1,500 LF)

Project number 7289

(See also Street CIP #37897)



EXPENDITURES	Prior Years	Re-Estimate	2022-23	2023-24	2024-25	2025-26	2026-27	Future Yrs	Total
Land	0	0	0	0	0	0	0	0	0
Design	0	0	0	0	0	0	0	0	0
Construction	0	50,000	65,000	0	0	0	0	0	115,000
Equipment	0	0	0	0	0	0	0	0	0
TOTAL	0	50,000	65,000	0	0	0	0	0	115,000

REVENUES	Prior Years	Re-Estimate	2022-23	2023-24	2024-25	2025-26	2026-27	Future Yrs	Total
Water Sales	0	50,000	65,000	0	0	0	0	0	115,000
N/A	0	0	0	0	0	0	0	0	0
N/A	0	0	0	0	0	0	0	0	0
TOTAL	0	50,000	65,000	0	0	0	0	0	115,000

OPERATING BUDGET IMPACT	2022-23	2023-24	2024-25	2025-26	2026-27	Future Yrs	Total
	0	0	0	0	0	0	0

CITY OF PLANO

COMMUNITY INVESTMENT PROGRAM

Project Name: Paving & Waterline Imp: Kingston/Duchess/Lorraine/Willow

Project Number: 68889

Start Date: Nov. 2021

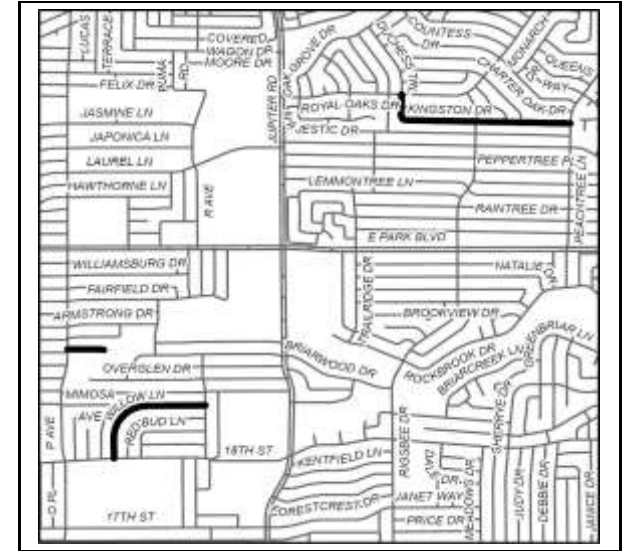
Description:

Completion Date: Jun. 2024

Project includes removal and replacement of 4,300 linear feet of full-width residential street pavement, sidewalks, driveways, barrier free ramps, and 4,000 linear feet of water line.

1. Kingston Drive (Peachtree Lane to Duchess Trail) (2,000 LF)
2. Duchess Trail (Kingstone Drive to Royal Oaks Drive) (310 LF)
3. Lorraine Drive (P Ave to end of cul-de-sac) (430 LF)
4. Willow Lane (18th Street to R Avenue) (1,570 LF)

(See also Street CIP #37889)



EXPENDITURES	Prior Years	Re-Estimate	2022-23	2023-24	2024-25	2025-26	2026-27	Future Yrs	Total
Land	0	0	0	0	0	0	0	0	0
Design	0	0	0	0	0	0	0	0	0
Construction	0	0	0	1,000,000	0	0	0	0	1,000,000
Equipment	0	0	0	0	0	0	0	0	0
TOTAL	0	0	0	1,000,000	0	0	0	0	1,000,000

REVENUES	Prior Years	Re-Estimate	2022-23	2023-24	2024-25	2025-26	2026-27	Future Yrs	Total
Water Sales	0	0	0	1,000,000	0	0	0	0	1,000,000
N/A	0	0	0	0	0	0	0	0	0
N/A	0	0	0	0	0	0	0	0	0
TOTAL	0	0	0	1,000,000	0	0	0	0	1,000,000

OPERATING BUDGET IMPACT	2022-23	2023-24	2024-25	2025-26	2026-27	Future Yrs	Total
	0	0	0	0	0	0	0

CITY OF PLANO

COMMUNITY INVESTMENT PROGRAM

Project Name: Paving & Waterline Imp: Middle Cove/Lookout/Westridge/etc.

Project Number: 68890

Start Date: Nov. 2021

Description:

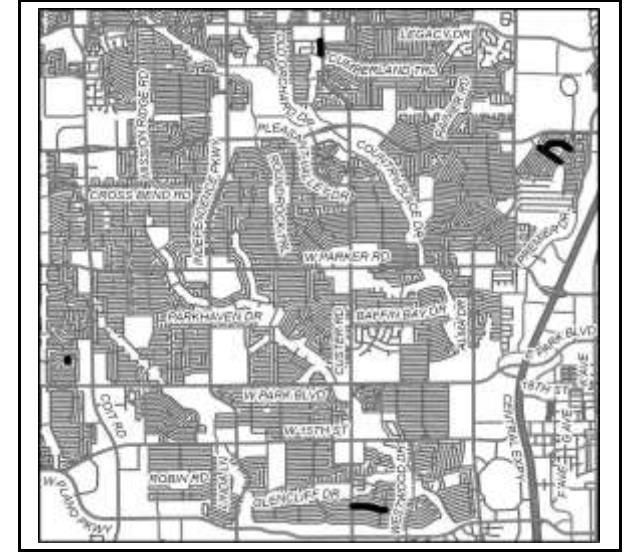
Completion Date: Jun. 2024

Project includes removal and replacement of 4,545 linear feet of full-width residential street pavement, sidewalks, driveways, barrier free ramps, and 3,300 linear feet of water line.

1. Middle Cove Drive (Lookout Trail to Buffalo Bend) (1,380 LF)
2. Lookout Trail (North of Middle Cove Drive to Eagle Pass) (1,110 LF)
3. Westridge Drive (Custer Road to Dartbrook Drive) (1,250 LF)
4. Carrington Drive (Glenmont Drive to Winslow Drive) (625 LF)
5. Early Morn Court (Early Morn Drive to end of cul-de-sac) (180 LF)

Project Number 7462

(See also Street CIP #37890)



EXPENDITURES	Prior Years	Re-Estimate	2022-23	2023-24	2024-25	2025-26	2026-27	Future Yrs	Total
Land	0	0	0	0	0	0	0	0	0
Design	0	0	0	0	0	0	0	0	0
Construction	0	0	0	720,000	0	0	0	0	720,000
Equipment	0	0	0	0	0	0	0	0	0
TOTAL	0	0	0	720,000	0	0	0	0	720,000

REVENUES	Prior Years	Re-Estimate	2022-23	2023-24	2024-25	2025-26	2026-27	Future Yrs	Total
Water Sales	0	0	0	720,000	0	0	0	0	720,000
N/A	0	0	0	0	0	0	0	0	0
N/A	0	0	0	0	0	0	0	0	0
TOTAL	0	0	0	720,000	0	0	0	0	720,000

OPERATING BUDGET IMPACT	2022-23	2023-24	2024-25	2025-26	2026-27	Future Yrs	Total
	0	0	0	0	0	0	0

CITY OF PLANO

COMMUNITY INVESTMENT PROGRAM

Project Name: Paving & Waterline Imp: Pleasant Valley & Villa Downs

Project Number: 68796

Start Date: Oct. 2021

Description:

Completion Date: Sep. 2023

Project includes removal and replacement of 2,850 linear feet of full-width collector and 1,720 linear feet residential street pavement, sidewalks, driveways, barrier free ramps, and 4,720 linear feet of water line.

1. Pleasant Valley Rd (Roundrock Trail to Spring Creek Parkway) (2,850 LF) (Collector Street)
2. Villa Downs Drive (Cross Bend Road to Cross Bend Road) (1,720 LF) (Residential Street)

Project number 7292

(See also Streets CIP #36896)



EXPENDITURES	Prior Years	Re-Estimate	2022-23	2023-24	2024-25	2025-26	2026-27	Future Yrs	Total
Land	0	0	0	0	0	0	0	0	0
Design	0	0	0	0	0	0	0	0	0
Construction	0	0	750,000	250,000	0	0	0	0	1,000,000
Equipment	0	0	0	0	0	0	0	0	0
TOTAL	0	0	750,000	250,000	0	0	0	0	1,000,000

REVENUES	Prior Years	Re-Estimate	2022-23	2023-24	2024-25	2025-26	2026-27	Future Yrs	Total
Water Sales	0	0	750,000	250,000	0	0	0	0	1,000,000
N/A	0	0	0	0	0	0	0	0	0
N/A	0	0	0	0	0	0	0	0	0
TOTAL	0	0	750,000	250,000	0	0	0	0	1,000,000

OPERATING BUDGET IMPACT	2022-23	2023-24	2024-25	2025-26	2026-27	Future Yrs	Total
	0	0	0	0	0	0	0

CITY OF PLANO

COMMUNITY INVESTMENT PROGRAM

Project Name: Paving & Waterline Imp: Rigsbee/Peppertree/Laurel/Trailridge

Project Number: 67901

Start Date: Oct. 2022

Description:

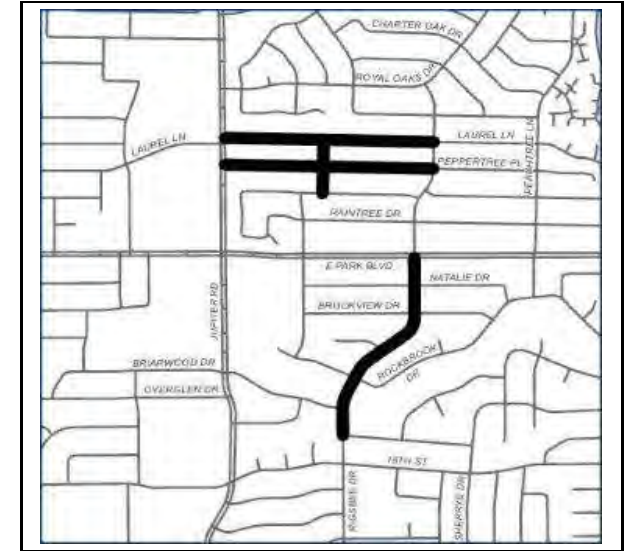
Completion Date: Dec. 2024

Includes the removal and replacement of 7,480 LF of full-width residential and collector street pavement, including sidewalks, barrier free ramps, and water lines at the following locations:

1. Rigsbee Drive (Briarwood Drive to East Park Blvd) (2,340 LF)
2. Peppertree Place (Jupiter Road to Rigsbee Drive) (2,260 LF)
3. Laurel Lane (Rigsbee Drive to Jupiter Road) (2,270 LF)
4. Trailridge Drive (Laurel Lane to Lemmontree Lane) (610 LF)

Project Number 7589

(See also Street CIP Project 37901)



EXPENDITURES	Prior Years	Re-Estimate	2022-23	2023-24	2024-25	2025-26	2026-27	Future Yrs	Total
Land	0	0	0	0	0	0	0	0	0
Design	0	0	0	0	0	0	0	0	0
Construction	0	0	0	1,100,000	0	0	0	0	1,100,000
Equipment	0	0	0	0	0	0	0	0	0
TOTAL	0	0	0	1,100,000	0	0	0	0	1,100,000

REVENUES	Prior Years	Re-Estimate	2022-23	2023-24	2024-25	2025-26	2026-27	Future Yrs	Total
Water Sales	0	0	0	1,100,000	0	0	0	0	1,100,000
N/A	0	0	0	0	0	0	0	0	0
N/A	0	0	0	0	0	0	0	0	0
TOTAL	0	0	0	1,100,000	0	0	0	0	1,100,000

OPERATING BUDGET IMPACT	2022-23	2023-24	2024-25	2025-26	2026-27	Future Yrs	Total
	0	0	0	0	0	0	0

CITY OF PLANO

COMMUNITY INVESTMENT PROGRAM

Project Name: Paving & WL Imp: Monarch/Charter/White Oak/Desert Garden

Project Number: 67902

Start Date: Oct. 2022

Description:

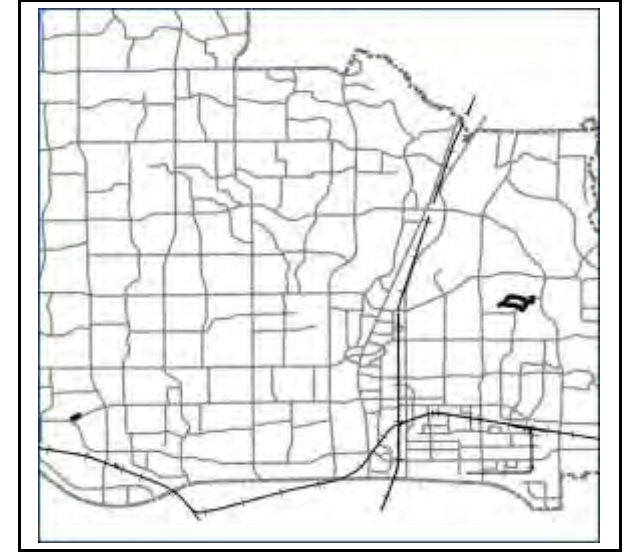
Completion Date: Dec. 2024

Includes the removal and replacement of 4,970 LF of full-width residential and collector street pavement, including sidewalks, barrier free ramps, and water lines at the following locations:

1. Monarch Drive (Royal Oaks Drive to Charter Oak Drive) (1,325LF)
2. Monarch Court (Monarch Drive to cul-de-sac) (100 LF)
3. White Oak Drive (Royal Oaks Drive to Countess Drive) (1,410 LF)
4. White Oak Court (White Oak Drive to cul-de-sac) (80 LF)
5. Charter Oak Drive (Duchess Trail to Royal Oaks Drive) (1,515 LF)
6. Desert Garden Drive (Watersedge Drive to cul-de-sac) (540 LF)

Project Number 7572

(See also Street CIP Project 37902)



EXPENDITURES	Prior Years	Re-Estimate	2022-23	2023-24	2024-25	2025-26	2026-27	Future Yrs	Total
Land	0	0	0	0	0	0	0	0	0
Design	0	0	0	0	0	0	0	0	0
Construction	0	0	0	800,000	400,000	0	0	0	1,200,000
Equipment	0	0	0	0	0	0	0	0	0
TOTAL	0	0	0	800,000	400,000	0	0	0	1,200,000

REVENUES	Prior Years	Re-Estimate	2022-23	2023-24	2024-25	2025-26	2026-27	Future Yrs	Total
Water Sales	0	0	0	800,000	400,000	0	0	0	1,200,000
N/A	0	0	0	0	0	0	0	0	0
N/A	0	0	0	0	0	0	0	0	0
TOTAL	0	0	0	800,000	400,000	0	0	0	1,200,000

OPERATING BUDGET IMPACT	2022-23	2023-24	2024-25	2025-26	2026-27	Future Yrs	Total
	0	0	0	0	0	0	0

CITY OF PLANO

COMMUNITY INVESTMENT PROGRAM

Project Name: Plano / Richardson Water System Interconnect Study

Project Number: 68995

Start Date: Oct. 2021

Description:

Completion Date: Sep. 2022

Study to review the feasibility of a water interconnection between the City of Plano and City of Richardson.



EXPENDITURES	Prior Years	Re-Estimate	2022-23	2023-24	2024-25	2025-26	2026-27	Future Yrs	Total
Land	0	0	0	0	0	0	0	0	0
Design	0	50,000	0	0	0	0	0	0	50,000
Construction	0	0	0	0	0	0	0	0	0
Equipment	0	0	0	0	0	0	0	0	0
TOTAL	0	50,000	0	0	0	0	0	0	50,000

REVENUES	Prior Years	Re-Estimate	2022-23	2023-24	2024-25	2025-26	2026-27	Future Yrs	Total
Water Sales	0	50,000	0	0	0	0	0	0	50,000
N/A	0	0	0	0	0	0	0	0	0
N/A	0	0	0	0	0	0	0	0	0
TOTAL	0	50,000	0	0	0	0	0	0	50,000

OPERATING BUDGET IMPACT	2022-23	2023-24	2024-25	2025-26	2026-27	Future Yrs	Total
	0	0	0	0	0	0	0

CITY OF PLANO

COMMUNITY INVESTMENT PROGRAM

Project Name: SCADA Backup

Project Number: 67911

Start Date: Oct. 2021

Description:

Completion Date: Sep. 2022

Installation of equipment at the Stadium Pump Station to provide a backup to the Ridgeview Pump Station SCADA system.



EXPENDITURES	Prior Years	Re-Estimate	2022-23	2023-24	2024-25	2025-26	2026-27	Future Yrs	Total
Land	0	0	0	0	0	0	0	0	0
Design	0	125,000	0	0	0	0	0	0	125,000
Construction	0	0	0	0	0	0	0	0	0
Equipment	0	0	0	0	0	0	0	0	0
TOTAL	0	125,000	0	0	0	0	0	0	125,000

REVENUES	Prior Years	Re-Estimate	2022-23	2023-24	2024-25	2025-26	2026-27	Future Yrs	Total
Water Sales	0	125,000	0	0	0	0	0	0	125,000
N/A	0	0	0	0	0	0	0	0	0
N/A	0	0	0	0	0	0	0	0	0
TOTAL	0	125,000	0	0	0	0	0	0	125,000

OPERATING BUDGET IMPACT	2022-23	2023-24	2024-25	2025-26	2026-27	Future Yrs	Total
	0	0	0	0	0	0	0

CITY OF PLANO

COMMUNITY INVESTMENT PROGRAM

Project Name: Shiloh Road Expansion- 14th Street to Park Boulevard

Project Number: 68260

Start Date: Feb. 2019

Description:

Completion Date: Apr. 2023

Construction of the two eastern lanes to complete a four-lane divided thoroughfare.

Design awarded to Kimlely-Horn & Associates in February 2019.

Project number 7036

(See also Street CIP #31260)



EXPENDITURES	Prior Years	Re-Estimate	2022-23	2023-24	2024-25	2025-26	2026-27	Future Yrs	Total
Land	0	0	0	0	0	0	0	0	0
Design	0	0	0	0	0	0	0	0	0
Construction	0	350,000	850,000	0	0	0	0	0	1,200,000
Equipment	0	0	0	0	0	0	0	0	0
TOTAL	0	350,000	850,000	0	0	0	0	0	1,200,000

REVENUES	Prior Years	Re-Estimate	2022-23	2023-24	2024-25	2025-26	2026-27	Future Yrs	Total
Water Sales	0	350,000	850,000	0	0	0	0	0	1,200,000
N/A	0	0	0	0	0	0	0	0	0
N/A	0	0	0	0	0	0	0	0	0
TOTAL	0	350,000	850,000	0	0	0	0	0	1,200,000

OPERATING BUDGET IMPACT	2022-23	2023-24	2024-25	2025-26	2026-27	Future Yrs	Total
	0	0	0	0	0	0	0

CITY OF PLANO

COMMUNITY INVESTMENT PROGRAM

Project Name: Utility Billing System Replacement

Project Number: 67750

Start Date: Oct. 2022

Description:

Completion Date: Sep. 2025

Replacement of the current utility billing system. The new system will create accurate and timely bills to customers, integrate with a consumer engagement platform to utilize advanced functionality of the current meter reading system and offer an integrated payment system that includes SMS notifications.

Phase I includes Professional Services/Consulting services define objectives, scope, impacts, dependencies, and requirements.



EXPENDITURES	Prior Years	Re-Estimate	2022-23	2023-24	2024-25	2025-26	2026-27	Future Yrs	Total
Land	0	0	0	0	0	0	0	0	0
Design	0	0	580,000	0	0	0	0	0	580,000
Construction	0	0	0	0	0	0	0	0	0
Equipment	0	0	0	0	0	0	0	0	0
TOTAL	0	0	580,000	0	0	0	0	0	580,000

REVENUES	Prior Years	Re-Estimate	2022-23	2023-24	2024-25	2025-26	2026-27	Future Yrs	Total
Revenue Bonds	0	0	580,000	0	0	0	0	0	580,000
N/A	0	0	0	0	0	0	0	0	0
N/A	0	0	0	0	0	0	0	0	0
TOTAL	0	0	580,000	0	0	0	0	0	580,000

OPERATING BUDGET IMPACT	2022-23	2023-24	2024-25	2025-26	2026-27	Future Yrs	Total
	0	0	0	0	0	0	0

CITY OF PLANO

COMMUNITY INVESTMENT PROGRAM

Project Name: Water CIP Projects Closed in 2021-22

Project Number: 36-P99

Start Date: Oct. 2008

Description:

Completion Date: Sep. 2021

The following Water projects have closed or are expected to close during FY 2021-22:

68994 Hedgecoxe Waterline Repair

68895 Jasmine Ln, Jasmine Ct, and Kathy Ct Reconstruction

68924 Westgate Subdivision Water Improvements

68403 Wood Park 1 and Dallas North Estates Water Improvements



EXPENDITURES	Prior Years	Re-Estimate	2022-23	2023-24	2024-25	2025-26	2026-27	Future Yrs	Total
Land	0	0	0	0	0	0	0	0	0
Design	0	0	0	0	0	0	0	0	0
Construction	1,957,479	377,187	0	0	0	0	0	0	2,334,666
Equipment	4,246	0	0	0	0	0	0	0	4,246
TOTAL	1,961,725	377,187	0	0	0	0	0	0	2,338,912

REVENUES	Prior Years	Re-Estimate	2022-23	2023-24	2024-25	2025-26	2026-27	Future Yrs	Total
Water Sales	1,961,725	377,187	0	0	0	0	0	0	2,338,912
N/A	0	0	0	0	0	0	0	0	0
N/A	0	0	0	0	0	0	0	0	0
TOTAL	1,961,725	377,187	0	0	0	0	0	0	2,338,912

OPERATING BUDGET IMPACT	2022-23	2023-24	2024-25	2025-26	2026-27	Future Yrs	Total
	0	0	0	0	0	0	0

CITY OF PLANO

COMMUNITY INVESTMENT PROGRAM

Project Name: Water Distribution Analysis

Project Number: 68963

Start Date: Oct. 2010

Description:

Completion Date: Sep. 2027

Analysis by computer model of issues within Plano's water distribution system.



EXPENDITURES	Prior Years	Re-Estimate	2022-23	2023-24	2024-25	2025-26	2026-27	Future Yrs	Total
Land	0	0	0	0	0	0	0	0	0
Design	122,605	20,000	20,000	20,000	20,000	20,000	20,000	20,000	262,605
Construction	0	0	0	0	0	0	0	0	0
Equipment	0	0	0	0	0	0	0	0	0
TOTAL	122,605	20,000	20,000	20,000	20,000	20,000	20,000	20,000	262,605

REVENUES	Prior Years	Re-Estimate	2022-23	2023-24	2024-25	2025-26	2026-27	Future Yrs	Total
Water Sales	122,605	20,000	20,000	20,000	20,000	20,000	20,000	20,000	262,605
N/A	0	0	0	0	0	0	0	0	0
N/A	0	0	0	0	0	0	0	0	0
TOTAL	122,605	20,000	20,000	20,000	20,000	20,000	20,000	20,000	262,605

OPERATING BUDGET IMPACT	2022-23	2023-24	2024-25	2025-26	2026-27	Future Yrs	Total
	0	0	0	0	0	0	0

CITY OF PLANO

COMMUNITY INVESTMENT PROGRAM

Project Name: Water Infrastructure Renovation

Project Number: 68460

Start Date: Oct. 2012

Description:

Completion Date: Sep. 2027

Waterline rehabilitation in various areas of the City.



EXPENDITURES	Prior Years	Re-Estimate	2022-23	2023-24	2024-25	2025-26	2026-27	Future Yrs	Total
Land	8,666	0	0	0	0	0	0	0	8,666
Design	18,514	0	0	1,000,000	1,000,000	1,000,000	1,000,000	1,000,000	5,018,514
Construction	13,729	600,000	200,000	4,000,000	6,000,000	6,500,000	6,750,000	7,000,000	31,063,729
Equipment	0	0	0	0	0	0	0	0	0
TOTAL	40,909	600,000	200,000	5,000,000	7,000,000	7,500,000	7,750,000	8,000,000	36,090,909

REVENUES	Prior Years	Re-Estimate	2022-23	2023-24	2024-25	2025-26	2026-27	Future Yrs	Total
Water Sales	40,909	600,000	200,000	5,000,000	7,000,000	7,500,000	7,750,000	8,000,000	36,090,909
N/A	0	0	0	0	0	0	0	0	0
N/A	0	0	0	0	0	0	0	0	0
TOTAL	40,909	600,000	200,000	5,000,000	7,000,000	7,500,000	7,750,000	8,000,000	36,090,909

OPERATING BUDGET IMPACT	2022-23	2023-24	2024-25	2025-26	2026-27	Future Yrs	Total
	0	0	0	0	0	0	0

CITY OF PLANO

COMMUNITY INVESTMENT PROGRAM

Project Name: Water Meter Replacement

Project Number: 67775

Start Date: Oct. 2017

Description:

Completion Date: Sep. 2023

Replacement of water meters throughout Plano's water utility system that have reached the end of their expected useful life.

Contract awarded to Core & Main in December 2018.



EXPENDITURES	Prior Years	Re-Estimate	2022-23	2023-24	2024-25	2025-26	2026-27	Future Yrs	Total
Land	0	0	0	0	0	0	0	0	0
Design	0	0	0	0	0	0	0	0	0
Construction	0	6,000,000	3,146,968	0	0	0	0	0	9,146,968
Equipment	15,273,032	0	0	0	0	0	0	0	15,273,032
TOTAL	15,273,032	6,000,000	3,146,968	0	0	0	0	0	24,420,000

REVENUES	Prior Years	Re-Estimate	2022-23	2023-24	2024-25	2025-26	2026-27	Future Yrs	Total
Revenue Bonds	15,273,032	6,000,000	3,146,968	0	0	0	0	0	24,420,000
N/A	0	0	0	0	0	0	0	0	0
N/A	0	0	0	0	0	0	0	0	0
TOTAL	15,273,032	6,000,000	3,146,968	0	0	0	0	0	24,420,000

OPERATING BUDGET IMPACT	2022-23	2023-24	2024-25	2025-26	2026-27	Future Yrs	Total
	0	156,440	0	0	0	0	156,440

CITY OF PLANO

COMMUNITY INVESTMENT PROGRAM

Project Name: Water Quality

Project Number: 67894

Start Date: Oct. 2012

Description:

Completion Date: Sep. 2027

Evaluation of the water quality within the City's water system and installation of needed improvements.



EXPENDITURES	Prior Years	Re-Estimate	2022-23	2023-24	2024-25	2025-26	2026-27	Future Yrs	Total
Land	0	0	0	0	0	0	0	0	0
Design	52,282	0	0	0	0	0	0	0	52,282
Construction	541,023	400,000	400,000	400,000	400,000	400,000	400,000	400,000	3,341,023
Equipment	30,121	0	0	0	0	0	0	0	30,121
TOTAL	623,426	400,000	400,000	400,000	400,000	400,000	400,000	400,000	3,423,426

REVENUES	Prior Years	Re-Estimate	2022-23	2023-24	2024-25	2025-26	2026-27	Future Yrs	Total
Water Sales	623,426	400,000	400,000	400,000	400,000	400,000	400,000	400,000	3,423,426
N/A	0	0	0	0	0	0	0	0	0
N/A	0	0	0	0	0	0	0	0	0
TOTAL	623,426	400,000	400,000	400,000	400,000	400,000	400,000	400,000	3,423,426

OPERATING BUDGET IMPACT	2022-23	2023-24	2024-25	2025-26	2026-27	Future Yrs	Total
	0	0	0	0	0	0	0

CITY OF PLANO

COMMUNITY INVESTMENT PROGRAM

Project Name: Water Rehab - Carriage Hill I, II and III

Project Number: 68454

Start Date: Oct. 2020

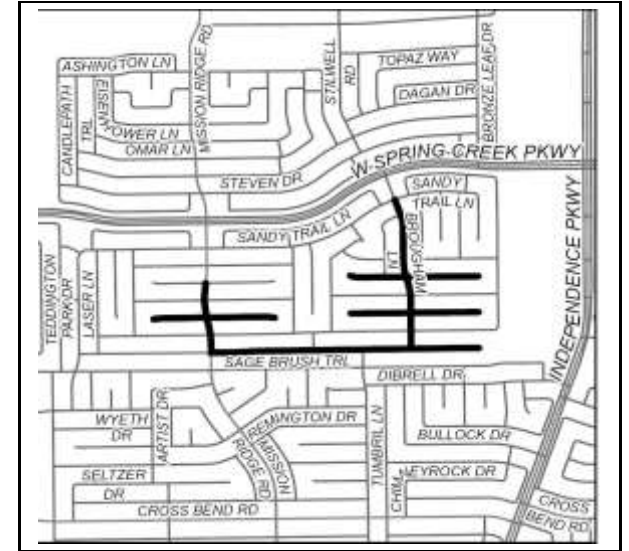
Description:

Completion Date: Oct. 2022

Replace 7,510 linear feet of water line in the Carriage Hill neighborhood.

Project number 7223

(See also Street CIP #37454)



EXPENDITURES	Prior Years	Re-Estimate	2022-23	2023-24	2024-25	2025-26	2026-27	Future Yrs	Total
Land	0	0	0	0	0	0	0	0	0
Design	100,358	18,000	0	0	0	0	0	0	118,358
Construction	142,780	1,047,000	235,000	0	0	0	0	0	1,424,780
Equipment	0	0	0	0	0	0	0	0	0
TOTAL	243,138	1,065,000	235,000	0	0	0	0	0	1,543,138

REVENUES	Prior Years	Re-Estimate	2022-23	2023-24	2024-25	2025-26	2026-27	Future Yrs	Total
Water Sales	243,138	1,065,000	235,000	0	0	0	0	0	1,543,138
N/A	0	0	0	0	0	0	0	0	0
N/A	0	0	0	0	0	0	0	0	0
TOTAL	243,138	1,065,000	235,000	0	0	0	0	0	1,543,138

OPERATING BUDGET IMPACT	2022-23	2023-24	2024-25	2025-26	2026-27	Future Yrs	Total
	0	0	0	0	0	0	0

CITY OF PLANO

COMMUNITY INVESTMENT PROGRAM

Project Name: Water Rehab - Cross Creek East

Project Number: 68452

Start Date: Dec. 2018

Description:

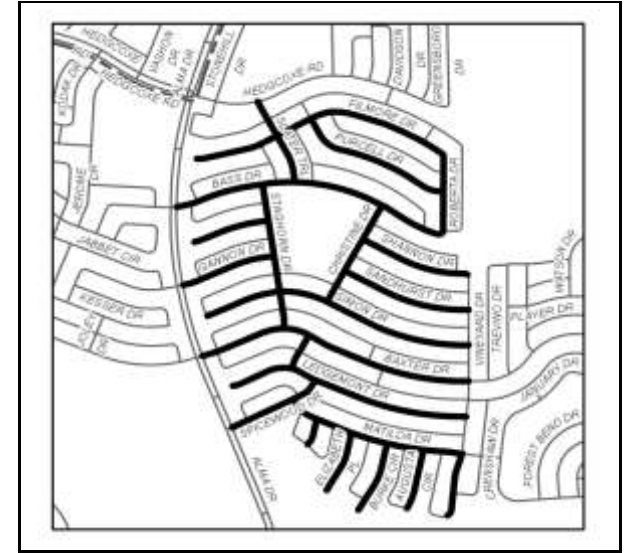
Completion Date: Jan. 2024

Approximately 23,000 linear feet of water line replacement in the Cross Creek Estates neighborhood.

Design awarded to Jerry Parche Consulting Engineers (#3A) and Jones & Carter (#3B) in December 2018.

Project Numbers 7055 & 7055.1

(See also Street CIP #37452)



EXPENDITURES	Prior Years	Re-Estimate	2022-23	2023-24	2024-25	2025-26	2026-27	Future Yrs	Total
Land	7,774	0	0	0	0	0	0	0	7,774
Design	634,005	558,153	100,000	0	0	0	0	0	1,292,158
Construction	293,732	1,700,000	1,000,000	0	0	0	0	0	2,993,732
Equipment	0	0	0	0	0	0	0	0	0
TOTAL	935,511	2,258,153	1,100,000	0	0	0	0	0	4,293,664
REVENUES	Prior Years	Re-Estimate	2022-23	2023-24	2024-25	2025-26	2026-27	Future Yrs	Total
Water Sales	935,511	2,258,153	1,100,000	0	0	0	0	0	4,293,664
N/A	0	0	0	0	0	0	0	0	0
N/A	0	0	0	0	0	0	0	0	0
TOTAL	935,511	2,258,153	1,100,000	0	0	0	0	0	4,293,664
OPERATING BUDGET IMPACT			2022-23	2023-24	2024-25	2025-26	2026-27	Future Yrs	Total
			0	0	0	0	0	0	0

CITY OF PLANO

COMMUNITY INVESTMENT PROGRAM

Project Name: Water Rehab - Frontier/Webster/Keenan/Redondo/Raywood/Spr P

Project Number: 68991

Start Date: Oct. 2020

Description:

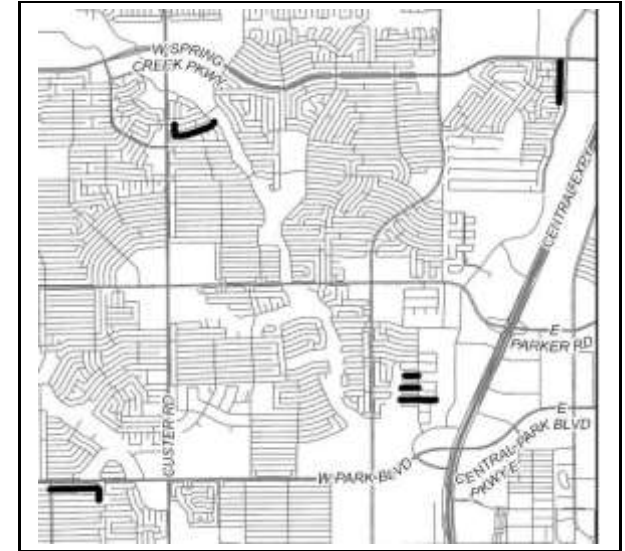
Completion Date: Aug. 2023

Project includes replacement of 5,515 linear feet of water line at the following locations:

1. Frontier Lane (Tucson Court to End) (1,150 LF)
2. Sparrows Point Drive (Deerfield Drive to Country Place Drive) (1,435 LF)
3. Webster Drive (Stratford Drive to Evans Drive) (1,570 LF)
4. Keenan Circle (Pebble Vale Drive to End) (380 LF)
5. Redondo Circle (Pebble Vale Drive to End) (470 LF)
6. Raywood Circle (Pebble Vale Drive to End) (510 LF).

Project number 7295

(See also Street CIP #37201)



EXPENDITURES	Prior Years	Re-Estimate	2022-23	2023-24	2024-25	2025-26	2026-27	Future Yrs	Total
Land	0	0	0	0	0	0	0	0	0
Design	157,120	75,000	88,000	0	0	0	0	0	320,120
Construction	0	100,000	1,600,000	0	0	0	0	0	1,700,000
Equipment	0	0	0	0	0	0	0	0	0
TOTAL	157,120	175,000	1,688,000	0	0	0	0	0	2,020,120

REVENUES	Prior Years	Re-Estimate	2022-23	2023-24	2024-25	2025-26	2026-27	Future Yrs	Total
Water Sales	157,120	175,000	1,688,000	0	0	0	0	0	2,020,120
N/A	0	0	0	0	0	0	0	0	0
N/A	0	0	0	0	0	0	0	0	0
TOTAL	157,120	175,000	1,688,000	0	0	0	0	0	2,020,120

OPERATING BUDGET IMPACT	2022-23	2023-24	2024-25	2025-26	2026-27	Future Yrs	Total
	0	0	0	0	0	0	0

CITY OF PLANO

COMMUNITY INVESTMENT PROGRAM

Project Name: Water Rehab - Park Blvd Phase I (Preston to 75)

Project Number: 68197

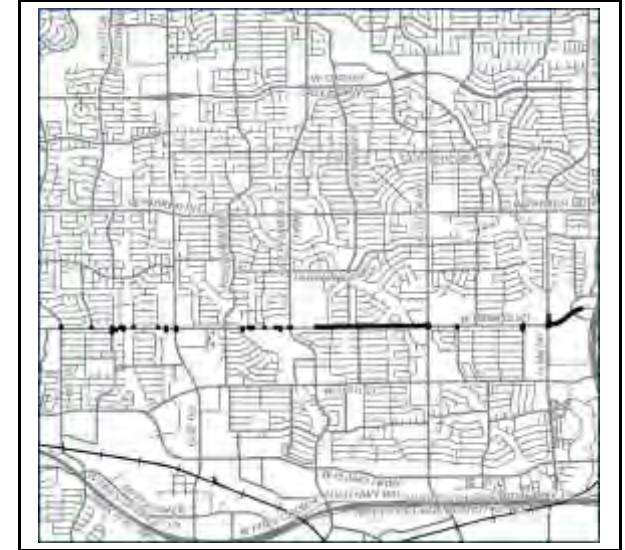
Start Date: Oct. 2022

Description:

Completion Date: Sep. 2024

Project includes the replacement of 9,250 linear feet of antiquated cast iron water lines either crossing or running parallel to W. Park Boulevard between Preston Road to US 75. Water lines will be replaced with new PVC pipes in anticipation of Public Works maintenance and overlay projects scheduled along Park Boulevard.

Project Number 7573



EXPENDITURES	Prior Years	Re-Estimate	2022-23	2023-24	2024-25	2025-26	2026-27	Future Yrs	Total
Land	0	0	0	0	0	0	0	0	0
Design	0	0	300,000	100,000	0	0	0	0	400,000
Construction	0	0	0	2,000,000	1,300,000	0	0	0	3,300,000
Equipment	0	0	0	0	0	0	0	0	0
TOTAL	0	0	300,000	2,100,000	1,300,000	0	0	0	3,700,000

REVENUES	Prior Years	Re-Estimate	2022-23	2023-24	2024-25	2025-26	2026-27	Future Yrs	Total
Water Sales	0	0	300,000	2,100,000	1,300,000	0	0	0	3,700,000
N/A	0	0	0	0	0	0	0	0	0
N/A	0	0	0	0	0	0	0	0	0
TOTAL	0	0	300,000	2,100,000	1,300,000	0	0	0	3,700,000

OPERATING BUDGET IMPACT	2022-23	2023-24	2024-25	2025-26	2026-27	Future Yrs	Total
	0	0	0	0	0	0	0

CITY OF PLANO

COMMUNITY INVESTMENT PROGRAM

Project Name: Water Rehab - Park Blvd Phase II (75 to ECL)

Project Number: 68198

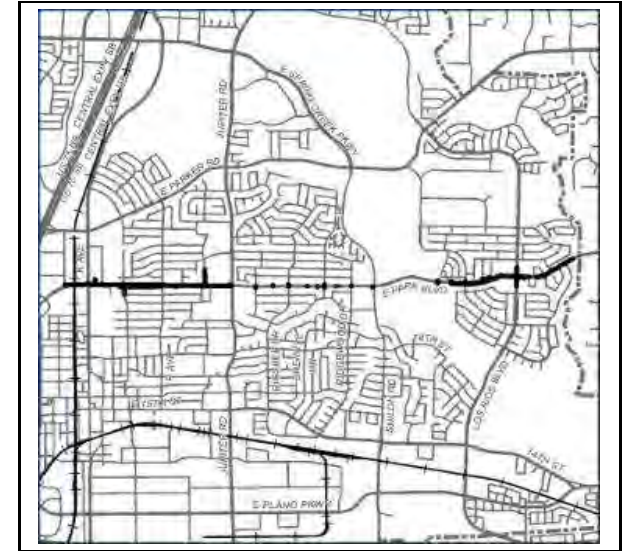
Start Date: Oct. 2022

Description:

Completion Date: Sep. 2024

Project includes the replacement of 16,140 linear feet of antiquated cast iron water lines either crossing or running parallel to W. Park Boulevard between US 75 and the East City Limits. Water lines will be replaced with new PVC pipes in anticipation of Public Works maintenance and overlay projects scheduled along Park Boulevard.

Project Number 7592



EXPENDITURES	Prior Years	Re-Estimate	2022-23	2023-24	2024-25	2025-26	2026-27	Future Yrs	Total
Land	0	0	0	0	0	0	0	0	0
Design	0	0	500,000	200,000	0	0	0	0	700,000
Construction	0	0	0	3,800,000	2,000,000	0	0	0	5,800,000
Equipment	0	0	0	0	0	0	0	0	0
TOTAL	0	0	500,000	4,000,000	2,000,000	0	0	0	6,500,000
REVENUES	Prior Years	Re-Estimate	2022-23	2023-24	2024-25	2025-26	2026-27	Future Yrs	Total
Water Sales	0	0	500,000	4,000,000	2,000,000	0	0	0	6,500,000
N/A	0	0	0	0	0	0	0	0	0
N/A	0	0	0	0	0	0	0	0	0
TOTAL	0	0	500,000	4,000,000	2,000,000	0	0	0	6,500,000
OPERATING BUDGET IMPACT			2022-23	2023-24	2024-25	2025-26	2026-27	Future Yrs	Total
			0	0	0	0	0	0	0

CITY OF PLANO

COMMUNITY INVESTMENT PROGRAM

Project Name: Water Rehab - Parker Rd Estates Phase I

Project Number: 68992

Start Date: Oct. 2020

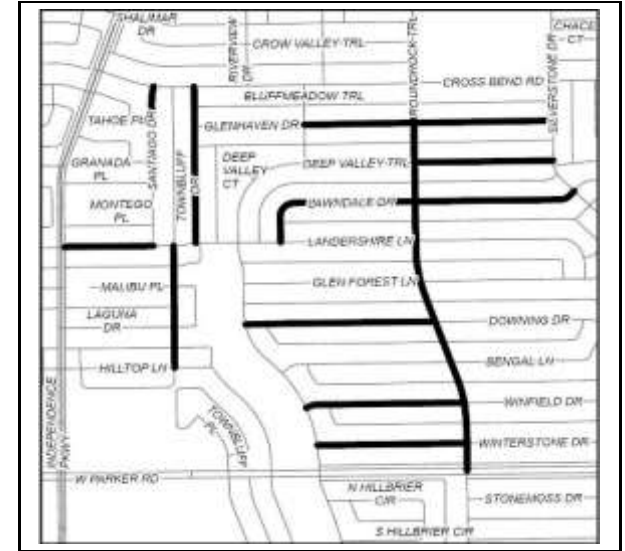
Description:

Completion Date: Nov. 2023

Project includes replacement of 14,485 linear feet of water line and associated pavement replacement in the Parker Road Estates neighborhood.

Project Number 7356

(See also Street CIP #37205)



EXPENDITURES	Prior Years	Re-Estimate	2022-23	2023-24	2024-25	2025-26	2026-27	Future Yrs	Total
Land	0	0	0	0	0	0	0	0	0
Design	107,845	150,000	50,000	10,000	0	0	0	0	317,845
Construction	0	0	1,000,000	1,300,000	0	0	0	0	2,300,000
Equipment	0	0	0	0	0	0	0	0	0
TOTAL	107,845	150,000	1,050,000	1,310,000	0	0	0	0	2,617,845
REVENUES	Prior Years	Re-Estimate	2022-23	2023-24	2024-25	2025-26	2026-27	Future Yrs	Total
Water Sales	107,845	150,000	1,050,000	1,310,000	0	0	0	0	2,617,845
N/A	0	0	0	0	0	0	0	0	0
N/A	0	0	0	0	0	0	0	0	0
TOTAL	107,845	150,000	1,050,000	1,310,000	0	0	0	0	2,617,845
OPERATING BUDGET IMPACT			2022-23	2023-24	2024-25	2025-26	2026-27	Future Yrs	Total
			0	0	0	0	0	0	0

CITY OF PLANO

COMMUNITY INVESTMENT PROGRAM

Project Name: Water Rehab - Parker Rd Estates Phase II

Project Number: 68993

Start Date: Oct. 2020

Description:

Completion Date: Dec. 2023

Project includes replacement of 13,005 linear feet of water line and associated pavement replacement in the eastern portion of the Parker Road Estates neighborhood.

Project Number 7293

(See also Street CIP #37206)



EXPENDITURES	Prior Years	Re-Estimate	2022-23	2023-24	2024-25	2025-26	2026-27	Future Yrs	Total
Land	0	0	0	0	0	0	0	0	0
Design	144,503	300,000	80,000	40,000	0	0	0	0	564,503
Construction	0	0	1,000,000	1,900,000	0	0	0	0	2,900,000
Equipment	0	0	0	0	0	0	0	0	0
TOTAL	144,503	300,000	1,080,000	1,940,000	0	0	0	0	3,464,503

REVENUES	Prior Years	Re-Estimate	2022-23	2023-24	2024-25	2025-26	2026-27	Future Yrs	Total
Water Sales	144,503	300,000	1,080,000	1,940,000	0	0	0	0	3,464,503
N/A	0	0	0	0	0	0	0	0	0
N/A	0	0	0	0	0	0	0	0	0
TOTAL	144,503	300,000	1,080,000	1,940,000	0	0	0	0	3,464,503

OPERATING BUDGET IMPACT	2022-23	2023-24	2024-25	2025-26	2026-27	Future Yrs	Total
	0	0	0	0	0	0	0

CITY OF PLANO

COMMUNITY INVESTMENT PROGRAM

Project Name: Water Rehab - Parkview Addition

Project Number: 68453

Start Date: Oct. 2019

Description:

Completion Date: Jul. 2023

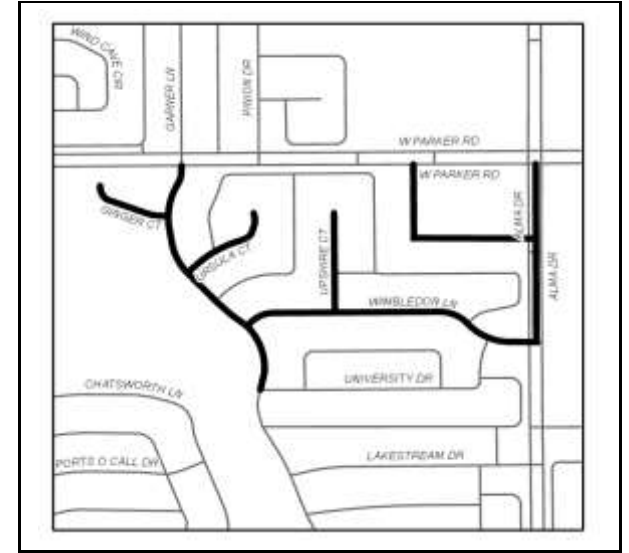
Project includes approximately 5300 linear feet of water reconstruction at the following locations:

1. Garner Ln - Parker Rd to University Dr
2. Ginger Ct
3. Ursula Ct
4. Alma - Lexington to Parker
5. Parkview Plaza

Design awarded to Binkley & Barfield in October 2020

Project number 7286

(See also Street CIP #37453)



EXPENDITURES	Prior Years	Re-Estimate	2022-23	2023-24	2024-25	2025-26	2026-27	Future Yrs	Total
Land	0	0	0	0	0	0	0	0	0
Design	123,497	40,000	25,000	0	0	0	0	0	188,497
Construction	0	200,000	1,100,000	0	0	0	0	0	1,300,000
Equipment	0	0	0	0	0	0	0	0	0
TOTAL	123,497	240,000	1,125,000	0	0	0	0	0	1,488,497

REVENUES	Prior Years	Re-Estimate	2022-23	2023-24	2024-25	2025-26	2026-27	Future Yrs	Total
Water Sales	123,497	240,000	1,125,000	0	0	0	0	0	1,488,497
N/A	0	0	0	0	0	0	0	0	0
N/A	0	0	0	0	0	0	0	0	0
TOTAL	123,497	240,000	1,125,000	0	0	0	0	0	1,488,497

OPERATING BUDGET IMPACT	2022-23	2023-24	2024-25	2025-26	2026-27	Future Yrs	Total
	0	0	0	0	0	0	0

CITY OF PLANO

COMMUNITY INVESTMENT PROGRAM

Project Name: Water Rehab - Post Oak and Whiffletree II, III & IV

Project Number: 68922

Start Date: Oct. 2019

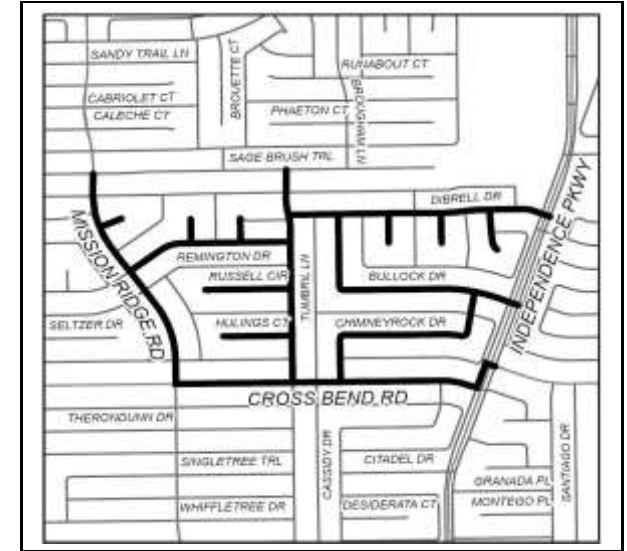
Description:

Completion Date: Mar. 2023

Replacement of 14,475 linear feet of water line in the Post Oak and Whiffletree neighborhoods.

Project Number 7239

(See also Street CIP #37922)



EXPENDITURES	Prior Years	Re-Estimate	2022-23	2023-24	2024-25	2025-26	2026-27	Future Yrs	Total
Land	0	0	0	0	0	0	0	0	0
Design	297,522	42,000	62,000	0	0	0	0	0	401,522
Construction	0	500,000	2,153,000	0	0	0	0	0	2,653,000
Equipment	0	0	0	0	0	0	0	0	0
TOTAL	297,522	542,000	2,215,000	0	0	0	0	0	3,054,522

REVENUES	Prior Years	Re-Estimate	2022-23	2023-24	2024-25	2025-26	2026-27	Future Yrs	Total
Water Sales	297,522	542,000	2,215,000	0	0	0	0	0	3,054,522
N/A	0	0	0	0	0	0	0	0	0
N/A	0	0	0	0	0	0	0	0	0
TOTAL	297,522	542,000	2,215,000	0	0	0	0	0	3,054,522

OPERATING BUDGET IMPACT	2022-23	2023-24	2024-25	2025-26	2026-27	Future Yrs	Total
	0	0	0	0	0	0	0

CITY OF PLANO

COMMUNITY INVESTMENT PROGRAM

Project Name: Water Rehab - River Bend Phase I

Project Number: 68472

Start Date: Nov. 2021

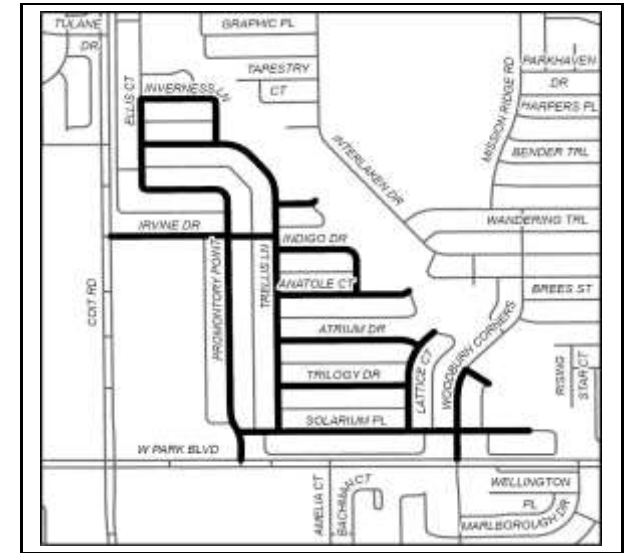
Description:

Completion Date: May. 2024

Project includes replacement of 14,200 linear feet of water line and associated pavement replacement in the River Bend neighborhood.

Project Number 7466

(See also Street CIP #37472)



EXPENDITURES	Prior Years	Re-Estimate	2022-23	2023-24	2024-25	2025-26	2026-27	Future Yrs	Total
Land	0	0	0	0	0	0	0	0	0
Design	0	220,000	200,000	120,000	0	0	0	0	540,000
Construction	0	0	500,000	2,300,000	0	0	0	0	2,800,000
Equipment	0	0	0	0	0	0	0	0	0
TOTAL	0	220,000	700,000	2,420,000	0	0	0	0	3,340,000
REVENUES	Prior Years	Re-Estimate	2022-23	2023-24	2024-25	2025-26	2026-27	Future Yrs	Total
Water Sales	0	220,000	700,000	2,420,000	0	0	0	0	3,340,000
N/A	0	0	0	0	0	0	0	0	0
N/A	0	0	0	0	0	0	0	0	0
TOTAL	0	220,000	700,000	2,420,000	0	0	0	0	3,340,000
OPERATING BUDGET IMPACT			2022-23	2023-24	2024-25	2025-26	2026-27	Future Yrs	Total
			0	0	0	0	0	0	0

CITY OF PLANO

COMMUNITY INVESTMENT PROGRAM

Project Name: Water Rehab - Steeplechase Estates

Project Number: 68471

Start Date: Nov. 2021

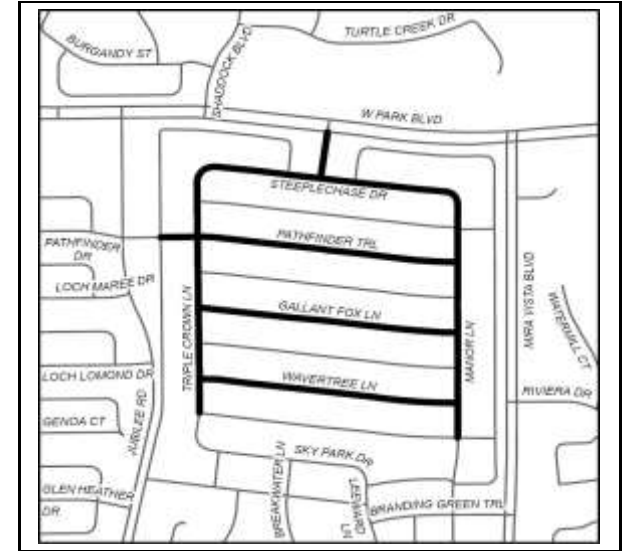
Description:

Completion Date: May. 2024

Project includes replacement of 7,200 linear feet of water line and associated pavement replacement in the Steeplechase neighborhood.

Project Number 7465

(See also Street CIP #37471)



EXPENDITURES	Prior Years	Re-Estimate	2022-23	2023-24	2024-25	2025-26	2026-27	Future Yrs	Total
Land	0	0	0	0	0	0	0	0	0
Design	0	100,000	150,000	40,000	0	0	0	0	290,000
Construction	0	0	300,000	900,000	0	0	0	0	1,200,000
Equipment	0	0	0	0	0	0	0	0	0
TOTAL	0	100,000	450,000	940,000	0	0	0	0	1,490,000

REVENUES	Prior Years	Re-Estimate	2022-23	2023-24	2024-25	2025-26	2026-27	Future Yrs	Total
Water Sales	0	100,000	450,000	940,000	0	0	0	0	1,490,000
N/A	0	0	0	0	0	0	0	0	0
N/A	0	0	0	0	0	0	0	0	0
TOTAL	0	100,000	450,000	940,000	0	0	0	0	1,490,000

OPERATING BUDGET IMPACT	2022-23	2023-24	2024-25	2025-26	2026-27	Future Yrs	Total
	0	0	0	0	0	0	0

CITY OF PLANO

COMMUNITY INVESTMENT PROGRAM

Project Name: Water SCADA Upgrades

Project Number: 68999

Start Date: Oct. 2022

Description:

Completion Date: Sep. 2024

Upgrades to the current water SCADA system.



EXPENDITURES	Prior Years	Re-Estimate	2022-23	2023-24	2024-25	2025-26	2026-27	Future Yrs	Total
Land	0	0	0	0	0	0	0	0	0
Design	0	0	0	0	0	0	0	0	0
Construction	0	0	200,000	200,000	0	0	0	0	400,000
Equipment	0	0	0	0	0	0	0	0	0
TOTAL	0	0	200,000	200,000	0	0	0	0	400,000

REVENUES	Prior Years	Re-Estimate	2022-23	2023-24	2024-25	2025-26	2026-27	Future Yrs	Total
Water Sales	0	0	200,000	200,000	0	0	0	0	400,000
N/A	0	0	0	0	0	0	0	0	0
N/A	0	0	0	0	0	0	0	0	0
TOTAL	0	0	200,000	200,000	0	0	0	0	400,000

OPERATING BUDGET IMPACT	2022-23	2023-24	2024-25	2025-26	2026-27	Future Yrs	Total
	0	0	0	0	0	0	0

CITY OF PLANO

COMMUNITY INVESTMENT PROGRAM

Project Name: Water System AI Analysis

Project Number: 68998

Start Date: Oct. 2022

Description:

Completion Date: Sep. 2027

Project to utilize artificial intelligence to inspect the water system.



EXPENDITURES	Prior Years	Re-Estimate	2022-23	2023-24	2024-25	2025-26	2026-27	Future Yrs	Total
Land	0	0	0	0	0	0	0	0	0
Design	0	0	0	0	0	0	0	0	0
Construction	0	0	200,000	200,000	200,000	200,000	200,000	200,000	1,200,000
Equipment	0	0	0	0	0	0	0	0	0
TOTAL	0	0	200,000	200,000	200,000	200,000	200,000	200,000	1,200,000

REVENUES	Prior Years	Re-Estimate	2022-23	2023-24	2024-25	2025-26	2026-27	Future Yrs	Total
Water Sales	0	0	200,000	200,000	200,000	200,000	200,000	200,000	1,200,000
N/A	0	0	0	0	0	0	0	0	0
N/A	0	0	0	0	0	0	0	0	0
TOTAL	0	0	200,000	200,000	200,000	200,000	200,000	200,000	1,200,000

OPERATING BUDGET IMPACT	2022-23	2023-24	2024-25	2025-26	2026-27	Future Yrs	Total
	0	0	0	0	0	0	0

CITY OF PLANO

COMMUNITY INVESTMENT PROGRAM

Project Name: Water System Inspections

Project Number: 68159

Start Date: Oct. 2017

Description:

Completion Date: Sep. 2027

Internal inspection of the large diameter water mains by outside consultants supporting Asset Management and to identify future CIP water projects.



EXPENDITURES	Prior Years	Re-Estimate	2022-23	2023-24	2024-25	2025-26	2026-27	Future Yrs	Total
Land	0	0	0	0	0	0	0	0	0
Design	0	0	0	0	0	0	0	0	0
Construction	0	200,000	1,000,000	1,000,000	1,000,000	1,000,000	1,000,000	1,000,000	6,200,000
Equipment	0	0	0	0	0	0	0	0	0
TOTAL	0	200,000	1,000,000	1,000,000	1,000,000	1,000,000	1,000,000	1,000,000	6,200,000

REVENUES	Prior Years	Re-Estimate	2022-23	2023-24	2024-25	2025-26	2026-27	Future Yrs	Total
Water Sales	0	200,000	1,000,000	1,000,000	1,000,000	1,000,000	1,000,000	1,000,000	6,200,000
N/A	0	0	0	0	0	0	0	0	0
N/A	0	0	0	0	0	0	0	0	0
TOTAL	0	200,000	1,000,000	1,000,000	1,000,000	1,000,000	1,000,000	1,000,000	6,200,000

OPERATING BUDGET IMPACT	2022-23	2023-24	2024-25	2025-26	2026-27	Future Yrs	Total
	0	0	0	0	0	0	0

CITY OF PLANO

COMMUNITY INVESTMENT PROGRAM

Project Name: Water System Leak Detection

Project Number: 68150

Start Date: Aug. 2021

Description:

Completion Date: Sep. 2027


Project utilizes satallite technology to detect underground water system leaks throughout the city.



EXPENDITURES	Prior Years	Re-Estimate	2022-23	2023-24	2024-25	2025-26	2026-27	Future Yrs	Total
Land	0	0	0	0	0	0	0	0	0
Design	0	0	0	0	0	0	0	0	0
Construction	142,000	0	500,000	500,000	500,000	500,000	500,000	500,000	3,142,000
Equipment	0	0	0	0	0	0	0	0	0
TOTAL	142,000	0	500,000	500,000	500,000	500,000	500,000	500,000	3,142,000

REVENUES	Prior Years	Re-Estimate	2022-23	2023-24	2024-25	2025-26	2026-27	Future Yrs	Total
Water Sales	142,000	0	500,000	500,000	500,000	500,000	500,000	500,000	3,142,000
N/A	0	0	0	0	0	0	0	0	0
N/A	0	0	0	0	0	0	0	0	0
TOTAL	142,000	0	500,000	500,000	500,000	500,000	500,000	500,000	3,142,000

OPERATING BUDGET IMPACT	2022-23	2023-24	2024-25	2025-26	2026-27	Future Yrs	Total
	0	0	0	0	0	0	0



Plano

City of Excellence



SEWER CIP



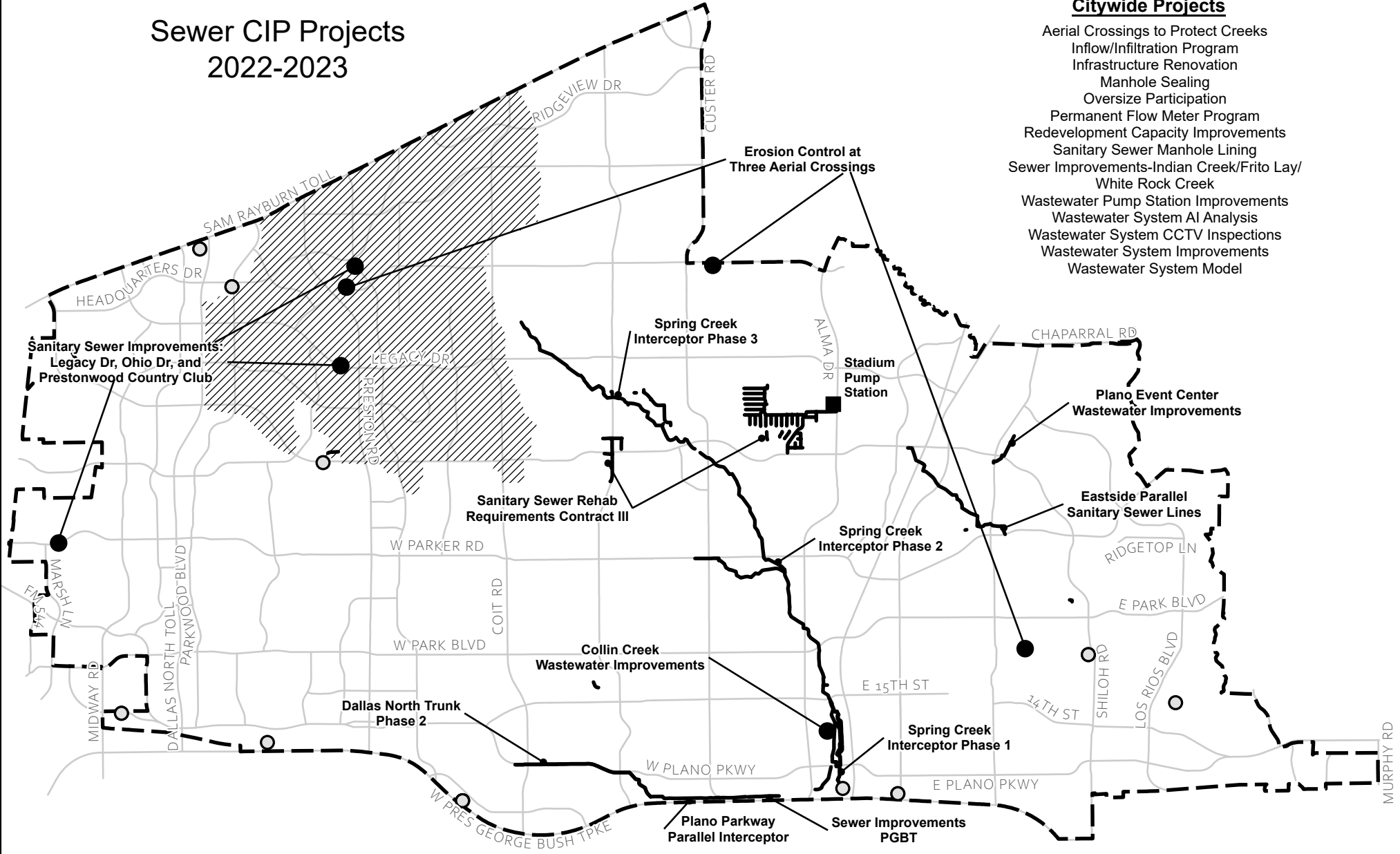
Sewer CIP Projects 2022-2023

Sanitary Sewer Assessment -
Upper White Rock Creek Basin

Lift Station Fiber

Citywide Projects

- Aerial Crossings to Protect Creeks
- Inflow/Infiltration Program
- Infrastructure Renovation
- Manhole Sealing
- Oversize Participation
- Permanent Flow Meter Program
- Redevelopment Capacity Improvements
- Sanitary Sewer Manhole Lining
- Sewer Improvements-Indian Creek/Frito Lay/
White Rock Creek
- Wastewater Pump Station Improvements
- Wastewater System AI Analysis
- Wastewater System CCTV Inspections
- Wastewater System Improvements
- Wastewater System Model



Sewer CIP Projects

Project		Prior Yrs	Re-Est	2022-23	2023-24	2024-25	2025-26	2026-27	Future	Total
48838	Aerial Crossings	348,877	850,000	900,000	950,000	950,000	1,050,000	1,050,000	1,125,000	7,223,877
46692	Collin Creek Wastewater Improvements	241,816	580,000	3,580,000	1,000,000	0	0	0	0	5,401,816
46211	Dallas North Trunk- Phase 2	0	200,000	1,800,000	4,450,000	3,790,000	0	0	0	10,240,000
46664	Eastside Parallel Sanitary Sewer Lines	0	0	250,000	2,000,000	0	0	0	0	2,250,000
48819	Erosion Control at Two Aerial Crossings	115,483	60,000	1,225,000	0	0	0	0	0	1,400,483
48861	Inflow & Infiltration Repairs (Serv.Contracts)	38,272,913	350,000	1,000,000	1,000,000	1,500,000	3,000,000	3,000,000	3,000,000	51,122,913
48847	Inflow/Infiltration Program	2,438,746	650,000	1,000,000	1,000,000	1,000,000	1,000,000	1,000,000	1,400,000	9,488,746
48802	Infrastructure Renovation	57,566	100,000	100,000	100,000	100,000	100,000	100,000	100,000	757,566
48877	Manhole Sealing	6,817,533	350,000	300,000	700,000	1,400,000	1,400,000	1,400,000	1,200,000	13,567,533
46651	Oversize Participation	645,985	0	100,000	100,000	100,000	100,000	100,000	100,000	1,245,985
46213	Permanent Flow Meter Program	0	200,000	300,000	300,000	300,000	300,000	300,000	0	1,700,000
46212	Plano Event Center Wastewater Improvements	0	40,000	430,000	0	0	0	0	0	470,000
48910	Plano Parkway Parallel Interceptor	72,677	650,000	2,200,000	6,450,000	0	0	0	0	9,372,677
44452	Redevelopment Capacity Improvements	0	0	250,000	1,000,000	1,000,000	1,000,000	1,000,000	1,000,000	5,250,000
48849	Sanitary Sewer Improvements: Legacy, Ohio, Pre	216,212	100,000	1,320,000	1,020,000	0	0	0	0	2,656,212
48915	Sanitary Sewer Manhole Lining 2023	0	0	500,000	500,000	0	0	0	0	1,000,000

	Project	Prior Yrs	Re-Est	2022-23	2023-24	2024-25	2025-26	2026-27	Future	Total
48912	Sanitary Sewer Rehab Requirements Contract III	11,086	1,550,000	2,000,000	2,000,000	2,000,000	0	0	0	7,561,086
48911	SCADA Backup	0	75,000	0	0	0	0	0	0	75,000
34-P99	Sewer CIP Projects Closed in 2021-22	465,211	1,400,000	0	0	0	0	0	0	1,865,211
46688	Sewer Improvements - Data, Lotus & PGBT	561,452	30,000	1,015,000	860,000	0	0	0	0	2,466,452
48920	Sewer Improvements-Indian Crk/Frito Lay/White	0	0	400,000	3,450,000	0	0	0	0	3,850,000
48917	Spring Creek Interceptor Phase 1	0	0	225,000	1,500,000	0	0	0	0	1,725,000
48918	Spring Creek Interceptor Phase 2	0	0	0	1,000,000	5,000,000	4,500,000	0	0	10,500,000
34-P06	Spring Creek Interceptor Phase 3	0	0	0	0	700,000	4,000,000	4,000,000	0	8,700,000
48833	Wastewater Pump Station Improvements	154,792	150,000	500,000	300,000	300,000	300,000	300,000	300,000	2,304,792
48916	Wastewater System AI Analysis	0	0	150,000	150,000	150,000	150,000	150,000	150,000	900,000
48810	Wastewater System CCTV Inspections	1,108,318	1,000,000	0	0	0	0	0	0	2,108,318
48805	Wastewater System Improvements	148,478	100,000	0	50,000	300,000	300,000	300,000	300,000	1,498,478
48809	Wastewater System Model	870,509	50,000	50,000	50,000	50,000	50,000	50,000	50,000	1,220,509
	TOTAL	52,547,654	8,485,000	19,595,000	29,930,000	18,640,000	17,250,000	12,750,000	8,725,000	167,922,654

CITY OF PLANO

COMMUNITY INVESTMENT PROGRAM

Project Name: Aerial Crossings

Project Number: 48838

Start Date: Oct. 2014

Description:

Completion Date: Sep. 2027

Rebuild and protect aerial creek crossings. Funds will be transferred to specific projects as they are identified.

21-22 FY Project will repair 2 existing aerial crossings near Windhaven and Willowbend.



EXPENDITURES	Prior Years	Re-Estimate	2022-23	2023-24	2024-25	2025-26	2026-27	Future Yrs	Total
Land	0	0	0	0	0	0	0	0	0
Design	38,984	100,000	150,000	150,000	150,000	200,000	200,000	225,000	1,213,984
Construction	309,893	750,000	750,000	800,000	800,000	850,000	850,000	900,000	6,009,893
Equipment	0	0	0	0	0	0	0	0	0
TOTAL	348,877	850,000	900,000	950,000	950,000	1,050,000	1,050,000	1,125,000	7,223,877

REVENUES	Prior Years	Re-Estimate	2022-23	2023-24	2024-25	2025-26	2026-27	Future Yrs	Total
Sewer Sales	348,857	850,000	900,000	950,000	950,000	1,050,000	1,050,000	1,125,000	7,223,857
Map Sales	20	0	0	0	0	0	0	0	20
N/A	0	0	0	0	0	0	0	0	0
TOTAL	348,877	850,000	900,000	950,000	950,000	1,050,000	1,050,000	1,125,000	7,223,877

OPERATING BUDGET IMPACT	2022-23	2023-24	2024-25	2025-26	2026-27	Future Yrs	Total
	0	0	0	0	0	0	0

CITY OF PLANO

COMMUNITY INVESTMENT PROGRAM

Project Name: Collin Creek Wastewater Improvements

Project Number: 46692

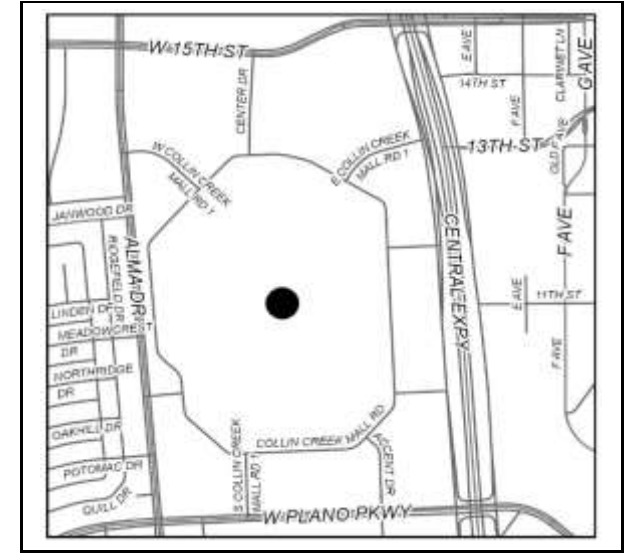
Start Date: Feb. 2020

Description:

Completion Date: May. 2024

Installing 3000 LF of new large diameter wastewater interceptor through the Collin Creek Mall redevelopment. Several alternative pipe materials and sizes are being analyzed.

Project Number 7230



EXPENDITURES	Prior Years	Re-Estimate	2022-23	2023-24	2024-25	2025-26	2026-27	Future Yrs	Total
Land	0	0	0	0	0	0	0	0	0
Design	241,816	80,000	80,000	0	0	0	0	0	401,816
Construction	0	500,000	3,500,000	1,000,000	0	0	0	0	5,000,000
Equipment	0	0	0	0	0	0	0	0	0
TOTAL	241,816	580,000	3,580,000	1,000,000	0	0	0	0	5,401,816
REVENUES	Prior Years	Re-Estimate	2022-23	2023-24	2024-25	2025-26	2026-27	Future Yrs	Total
Sewer Sales	241,816	580,000	3,580,000	1,000,000	0	0	0	0	5,401,816
N/A	0	0	0	0	0	0	0	0	0
N/A	0	0	0	0	0	0	0	0	0
TOTAL	241,816	580,000	3,580,000	1,000,000	0	0	0	0	5,401,816
OPERATING BUDGET IMPACT			2022-23	2023-24	2024-25	2025-26	2026-27	Future Yrs	Total
			0	0	0	0	0	0	0

CITY OF PLANO

COMMUNITY INVESTMENT PROGRAM

Project Name: Dallas North Trunk- Phase 2

Project Number: 46211

Start Date: Oct. 2021

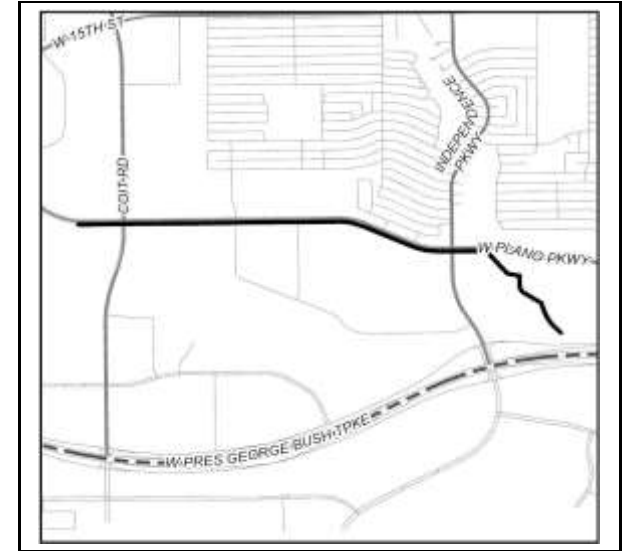
Description:

Completion Date: Sep. 2024

Trunk line along Plano Parkway from west of Coit to Prairie Creek and along Prairie Creek from Plano Parkway to President George Bush Turnpike.

Recommended capacity of existing trunk line and new trunk line is 31 MGD.

Project Number 7467



EXPENDITURES	Prior Years	Re-Estimate	2022-23	2023-24	2024-25	2025-26	2026-27	Future Yrs	Total
Land	0	0	1,500,000	500,000	0	0	0	0	2,000,000
Design	0	200,000	300,000	200,000	40,000	0	0	0	740,000
Construction	0	0	0	3,750,000	3,750,000	0	0	0	7,500,000
Equipment	0	0	0	0	0	0	0	0	0
TOTAL	0	200,000	1,800,000	4,450,000	3,790,000	0	0	0	10,240,000

REVENUES	Prior Years	Re-Estimate	2022-23	2023-24	2024-25	2025-26	2026-27	Future Yrs	Total
Sewer Sales	0	200,000	1,800,000	4,450,000	3,790,000	0	0	0	10,240,000
N/A	0	0	0	0	0	0	0	0	0
N/A	0	0	0	0	0	0	0	0	0
TOTAL	0	200,000	1,800,000	4,450,000	3,790,000	0	0	0	10,240,000

OPERATING BUDGET IMPACT	2022-23	2023-24	2024-25	2025-26	2026-27	Future Yrs	Total
	0	0	0	0	0	0	0

CITY OF PLANO

COMMUNITY INVESTMENT PROGRAM

Project Name: Eastside Parallel Sanitary Sewer Lines

Project Number: 46664

Start Date: Oct. 2021

Description:

Completion Date: Sep. 2024

Construct new sanitary sewer line to parallel existing sanitary sewer line from Parker Road to Spring Creek Parkway adjacent to Brown Branch Creek.



EXPENDITURES	Prior Years	Re-Estimate	2022-23	2023-24	2024-25	2025-26	2026-27	Future Yrs	Total
Land	0	0	0	0	0	0	0	0	0
Design	0	0	250,000	0	0	0	0	0	250,000
Construction	0	0	0	2,000,000	0	0	0	0	2,000,000
Equipment	0	0	0	0	0	0	0	0	0
TOTAL	0	0	250,000	2,000,000	0	0	0	0	2,250,000

REVENUES	Prior Years	Re-Estimate	2022-23	2023-24	2024-25	2025-26	2026-27	Future Yrs	Total
Sewer Sales	0	0	250,000	2,000,000	0	0	0	0	2,250,000
N/A	0	0	0	0	0	0	0	0	0
N/A	0	0	0	0	0	0	0	0	0
TOTAL	0	0	250,000	2,000,000	0	0	0	0	2,250,000

OPERATING BUDGET IMPACT	2022-23	2023-24	2024-25	2025-26	2026-27	Future Yrs	Total
	0	0	0	0	0	0	0

CITY OF PLANO

COMMUNITY INVESTMENT PROGRAM

Project Name: Erosion Control at Two Aerial Crossings

Project Number: 48819

Start Date: Feb. 2018

Description:

Completion Date: Jul. 2023

Project includes repairs to the existing sanitary sewer aerial crossing at three locations

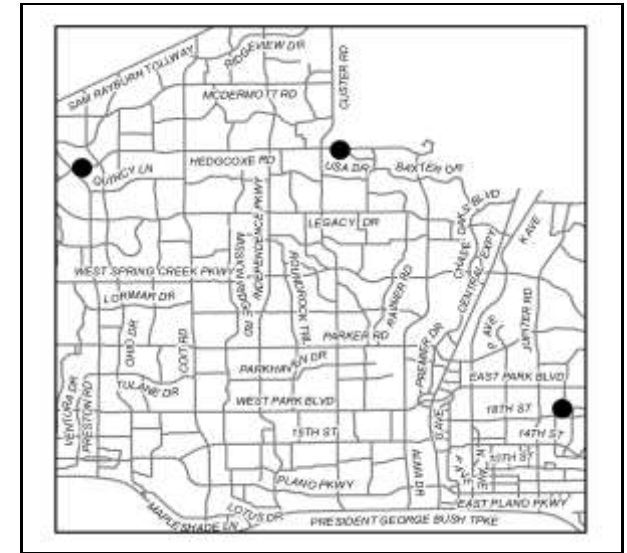
*Segment 1583 - Aerial crossing White Rock Creek just south of Hedgecoxe Rd

*Segment 17403 - Aerial crossing over tributary just north of Briarwood Dr and west of Briarcreek Ln

*Segment 18029 - Aerial crossing over Russell Creek just south of Hedgecoxe Rd

Design awarded to Gresham, Smith and Partners in January 2018.

Project Number 6913



EXPENDITURES	Prior Years	Re-Estimate	2022-23	2023-24	2024-25	2025-26	2026-27	Future Yrs	Total
Land	0	0	0	0	0	0	0	0	0
Design	115,483	60,000	25,000	0	0	0	0	0	200,483
Construction	0	0	1,200,000	0	0	0	0	0	1,200,000
Equipment	0	0	0	0	0	0	0	0	0
TOTAL	115,483	60,000	1,225,000	0	0	0	0	0	1,400,483
REVENUES	Prior Years	Re-Estimate	2022-23	2023-24	2024-25	2025-26	2026-27	Future Yrs	Total
Sewer Sales	115,483	60,000	1,225,000	0	0	0	0	0	1,400,483
N/A	0	0	0	0	0	0	0	0	0
N/A	0	0	0	0	0	0	0	0	0
TOTAL	115,483	60,000	1,225,000	0	0	0	0	0	1,400,483
OPERATING BUDGET IMPACT			2022-23	2023-24	2024-25	2025-26	2026-27	Future Yrs	Total
			0	0	0	0	0	0	0

CITY OF PLANO

COMMUNITY INVESTMENT PROGRAM

Project Name: Inflow & Infiltration Repairs (Serv.Contracts)

Project Number: 48861

Start Date: Oct. 2011

Description:

Completion Date: Sep. 2027

Repair defects (service laterals, main line defects, manhole defects, etc.) identified by the Sanitary Sewer Evaluation Study to eliminate Infiltration/Inflow.

Current contract awarded to Insituform Technologies in September 2017 and is currently in its first renewal.

Project Number 6872



EXPENDITURES	Prior Years	Re-Estimate	2022-23	2023-24	2024-25	2025-26	2026-27	Future Yrs	Total
Land	0	0	0	0	0	0	0	0	0
Design	201,510	0	0	0	0	0	0	0	201,510
Construction	38,071,138	350,000	1,000,000	1,000,000	1,500,000	3,000,000	3,000,000	3,000,000	50,921,138
Equipment	265	0	0	0	0	0	0	0	265
TOTAL	38,272,913	350,000	1,000,000	1,000,000	1,500,000	3,000,000	3,000,000	3,000,000	51,122,913

REVENUES	Prior Years	Re-Estimate	2022-23	2023-24	2024-25	2025-26	2026-27	Future Yrs	Total
Sewer Sales	38,266,978	350,000	1,000,000	1,000,000	1,500,000	3,000,000	3,000,000	3,000,000	51,116,978
Other Revenue	5,935	0	0	0	0	0	0	0	5,935
N/A	0	0	0	0	0	0	0	0	0
TOTAL	38,272,913	350,000	1,000,000	1,000,000	1,500,000	3,000,000	3,000,000	3,000,000	51,122,913

OPERATING BUDGET IMPACT	2022-23	2023-24	2024-25	2025-26	2026-27	Future Yrs	Total
	0	0	0	0	0	0	0

CITY OF PLANO

COMMUNITY INVESTMENT PROGRAM

Project Name: Inflow/Infiltration Program

Project Number: 48847

Start Date: Oct. 2012

Description:

Completion Date: Sep. 2027

The City of Plano has seven sewer basins. This is a continuing program of inflow and infiltration testing and sewer evaluation. The testing and results are used to develop construction and rehabilitation projects using the Electro-Scan sewer pipe analysis and/or other methods deemed suitable to minimize I&I to reduce treatment costs.

Also included is the purchase or repair and upkeep of existing permanent flow meters and other technical I&I equipment utilized by staff to monitor I&I flows.



EXPENDITURES	Prior Years	Re-Estimate	2022-23	2023-24	2024-25	2025-26	2026-27	Future Yrs	Total
Land	0	0	0	0	0	0	0	0	0
Design	1,711,525	650,000	1,000,000	1,000,000	1,000,000	1,000,000	1,000,000	1,000,000	8,361,525
Construction	346,048	0	0	0	0	0	0	400,000	746,048
Equipment	381,173	0	0	0	0	0	0	0	381,173
TOTAL	2,438,746	650,000	1,000,000	1,000,000	1,000,000	1,000,000	1,000,000	1,400,000	9,488,746

REVENUES	Prior Years	Re-Estimate	2022-23	2023-24	2024-25	2025-26	2026-27	Future Yrs	Total
Sewer Sales	2,438,746	650,000	1,000,000	1,000,000	1,000,000	1,000,000	1,000,000	1,400,000	9,488,746
N/A	0	0	0	0	0	0	0	0	0
N/A	0	0	0	0	0	0	0	0	0
TOTAL	2,438,746	650,000	1,000,000	1,000,000	1,000,000	1,000,000	1,000,000	1,400,000	9,488,746

OPERATING BUDGET IMPACT	2022-23	2023-24	2024-25	2025-26	2026-27	Future Yrs	Total
	0	0	0	0	0	0	0

CITY OF PLANO

COMMUNITY INVESTMENT PROGRAM

Project Name: Infrastructure Renovation

Project Number: 48802

Start Date: Oct. 2011

Description:

Completion Date: Sep. 2027

Rehabilitation of various sewer system lines. Funds will be transferred to specific projects as they are identified.



EXPENDITURES	Prior Years	Re-Estimate	2022-23	2023-24	2024-25	2025-26	2026-27	Future Yrs	Total
Land	0	0	0	0	0	0	0	0	0
Design	35,158	100,000	100,000	100,000	100,000	100,000	100,000	100,000	735,158
Construction	22,408	0	0	0	0	0	0	0	22,408
Equipment	0	0	0	0	0	0	0	0	0
TOTAL	57,566	100,000	100,000	100,000	100,000	100,000	100,000	100,000	757,566

REVENUES	Prior Years	Re-Estimate	2022-23	2023-24	2024-25	2025-26	2026-27	Future Yrs	Total
Sewer Sales	57,566	100,000	100,000	100,000	100,000	100,000	100,000	100,000	757,566
N/A	0	0	0	0	0	0	0	0	0
N/A	0	0	0	0	0	0	0	0	0
TOTAL	57,566	100,000	100,000	100,000	100,000	100,000	100,000	100,000	757,566

OPERATING BUDGET IMPACT	2022-23	2023-24	2024-25	2025-26	2026-27	Future Yrs	Total
	0	0	0	0	0	0	0

CITY OF PLANO

COMMUNITY INVESTMENT PROGRAM

Project Name: Manhole Sealing

Project Number: 48877

Start Date: Oct. 2012

Description:

Completion Date: Sep. 2027

Internal sealing of manholes to eliminate inflow/infiltration and prevent structural damage from corrosion.



EXPENDITURES	Prior Years	Re-Estimate	2022-23	2023-24	2024-25	2025-26	2026-27	Future Yrs	Total
Land	0	0	0	0	0	0	0	0	0
Design	0	0	0	0	0	0	0	0	0
Construction	6,817,533	350,000	300,000	700,000	1,400,000	1,400,000	1,400,000	1,200,000	13,567,533
Equipment	0	0	0	0	0	0	0	0	0
TOTAL	6,817,533	350,000	300,000	700,000	1,400,000	1,400,000	1,400,000	1,200,000	13,567,533

REVENUES	Prior Years	Re-Estimate	2022-23	2023-24	2024-25	2025-26	2026-27	Future Yrs	Total
Sewer Sales	6,816,813	350,000	300,000	700,000	1,400,000	1,400,000	1,400,000	1,200,000	13,566,813
Map Sales	720	0	0	0	0	0	0	0	720
N/A	0	0	0	0	0	0	0	0	0
TOTAL	6,817,533	350,000	300,000	700,000	1,400,000	1,400,000	1,400,000	1,200,000	13,567,533

OPERATING BUDGET IMPACT	2022-23	2023-24	2024-25	2025-26	2026-27	Future Yrs	Total
	0	0	0	0	0	0	0

CITY OF PLANO

COMMUNITY INVESTMENT PROGRAM

Project Name: Oversize Participation

Project Number: 46651

Start Date: Oct. 2012

Description:

Completion Date: Sep. 2027

Participation with developers for various oversize sewer improvements.



EXPENDITURES	Prior Years	Re-Estimate	2022-23	2023-24	2024-25	2025-26	2026-27	Future Yrs	Total
Land	0	0	0	0	0	0	0	0	0
Design	0	0	0	0	0	0	0	0	0
Construction	645,985	0	100,000	100,000	100,000	100,000	100,000	100,000	1,245,985
Equipment	0	0	0	0	0	0	0	0	0
TOTAL	645,985	0	100,000	100,000	100,000	100,000	100,000	100,000	1,245,985

REVENUES	Prior Years	Re-Estimate	2022-23	2023-24	2024-25	2025-26	2026-27	Future Yrs	Total
Sewer Sales	645,985	0	100,000	100,000	100,000	100,000	100,000	100,000	1,245,985
N/A	0	0	0	0	0	0	0	0	0
N/A	0	0	0	0	0	0	0	0	0
TOTAL	645,985	0	100,000	100,000	100,000	100,000	100,000	100,000	1,245,985

OPERATING BUDGET IMPACT	2022-23	2023-24	2024-25	2025-26	2026-27	Future Yrs	Total
	0	0	0	0	0	0	0

CITY OF PLANO

COMMUNITY INVESTMENT PROGRAM

Project Name: Permanent Flow Meter Program

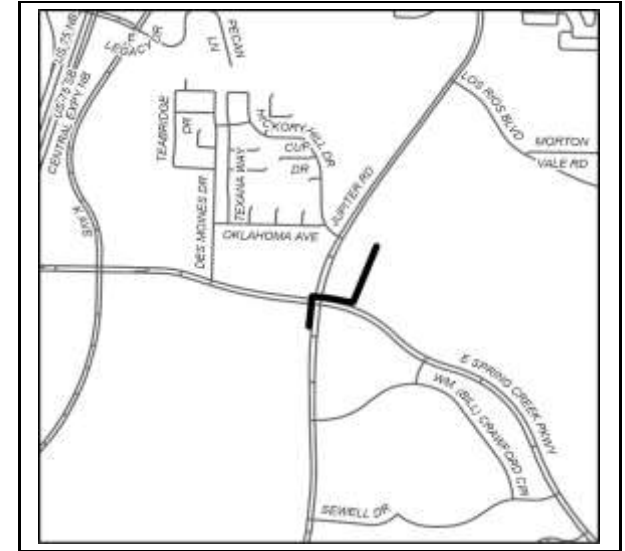
Project Number: 46213

Start Date: Oct. 2021

Description:

Completion Date: Sep. 2027

This project installs 19 permanent meters throughout the collection system. The purpose of the permanent meters are to identify flows through major interceptors in the major basins. The meters also allow the City to monitor the impacts of growth or system maintenance activities on average day and peak daily flows. The meters provide the City with a trigger of when to start designing or constructing capacity related improvements or be proactive when it comes to planning for growth.



EXPENDITURES	Prior Years	Re-Estimate	2022-23	2023-24	2024-25	2025-26	2026-27	Future Yrs	Total
Land	0	0	0	0	0	0	0	0	0
Design	0	0	0	0	0	0	0	0	0
Construction	0	200,000	300,000	300,000	300,000	300,000	300,000	0	1,700,000
Equipment	0	0	0	0	0	0	0	0	0
TOTAL	0	200,000	300,000	300,000	300,000	300,000	300,000	0	1,700,000

REVENUES	Prior Years	Re-Estimate	2022-23	2023-24	2024-25	2025-26	2026-27	Future Yrs	Total
Sewer Sales	0	200,000	300,000	300,000	300,000	300,000	300,000	0	1,700,000
N/A	0	0	0	0	0	0	0	0	0
N/A	0	0	0	0	0	0	0	0	0
TOTAL	0	200,000	300,000	300,000	300,000	300,000	300,000	0	1,700,000

OPERATING BUDGET IMPACT	2022-23	2023-24	2024-25	2025-26	2026-27	Future Yrs	Total
	0	0	0	0	0	0	0

CITY OF PLANO

COMMUNITY INVESTMENT PROGRAM

Project Name: Plano Event Center Wastewater Improvements

Project Number: 46212

Start Date: Oct. 2021

Description:

Completion Date: Oct. 2023

Proposed 15 inch wastewater line on Jupiter Road/Spring Creek Parkway.

Project Number 7201.2



EXPENDITURES	Prior Years	Re-Estimate	2022-23	2023-24	2024-25	2025-26	2026-27	Future Yrs	Total
Land	0	0	0	0	0	0	0	0	0
Design	0	40,000	30,000	0	0	0	0	0	70,000
Construction	0	0	400,000	0	0	0	0	0	400,000
Equipment	0	0	0	0	0	0	0	0	0
TOTAL	0	40,000	430,000	0	0	0	0	0	470,000

REVENUES	Prior Years	Re-Estimate	2022-23	2023-24	2024-25	2025-26	2026-27	Future Yrs	Total
Sewer Sales	0	40,000	430,000	0	0	0	0	0	470,000
N/A	0	0	0	0	0	0	0	0	0
N/A	0	0	0	0	0	0	0	0	0
TOTAL	0	40,000	430,000	0	0	0	0	0	470,000

OPERATING BUDGET IMPACT	2022-23	2023-24	2024-25	2025-26	2026-27	Future Yrs	Total
	0	0	0	0	0	0	0

CITY OF PLANO

COMMUNITY INVESTMENT PROGRAM

Project Name: Plano Parkway Parallel Interceptor

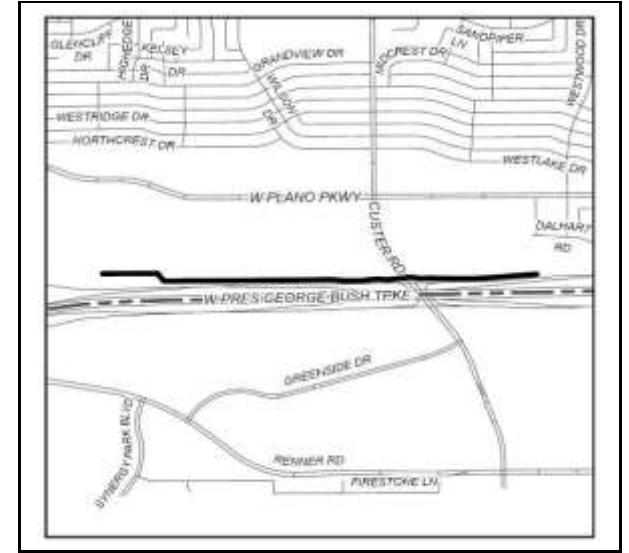
Project Number: 48910

Start Date: Oct. 2020

Description:

Completion Date: Dec. 2023

Installation of a 30 inch diameter interceptor on Plano Parkway from East of Independence to West of Coit and along Prairie Creek from Plano Parkway to PGBT



EXPENDITURES	Prior Years	Re-Estimate	2022-23	2023-24	2024-25	2025-26	2026-27	Future Yrs	Total
Land	0	500,000	1,000,000	0	0	0	0	0	1,500,000
Design	72,677	150,000	200,000	80,000	0	0	0	0	502,677
Construction	0	0	1,000,000	6,370,000	0	0	0	0	7,370,000
Equipment	0	0	0	0	0	0	0	0	0
TOTAL	72,677	650,000	2,200,000	6,450,000	0	0	0	0	9,372,677

REVENUES	Prior Years	Re-Estimate	2022-23	2023-24	2024-25	2025-26	2026-27	Future Yrs	Total
Sewer Sales	72,677	650,000	2,200,000	6,450,000	0	0	0	0	9,372,677
N/A	0	0	0	0	0	0	0	0	0
N/A	0	0	0	0	0	0	0	0	0
TOTAL	72,677	650,000	2,200,000	6,450,000	0	0	0	0	9,372,677

OPERATING BUDGET IMPACT	2022-23	2023-24	2024-25	2025-26	2026-27	Future Yrs	Total
	0	0	0	0	0	0	0

CITY OF PLANO

COMMUNITY INVESTMENT PROGRAM

Project Name: Redevelopment Capacity Improvements

Project Number: 44452

Start Date: Oct. 2011

Description:

Completion Date: Sep. 2027

It is anticipated that various tracts of land throughout the City will develop with higher residential density than originally planned. These new developments will exceed the capacity of the existing sanitary sewer system. Funding is to be provided to increase capacity of the sanitary sewer lines serving these sites.



EXPENDITURES	Prior Years	Re-Estimate	2022-23	2023-24	2024-25	2025-26	2026-27	Future Yrs	Total
Land	0	0	0	0	0	0	0	0	0
Design	0	0	0	0	0	0	0	0	0
Construction	0	0	250,000	1,000,000	1,000,000	1,000,000	1,000,000	1,000,000	5,250,000
Equipment	0	0	0	0	0	0	0	0	0
TOTAL	0	0	250,000	1,000,000	1,000,000	1,000,000	1,000,000	1,000,000	5,250,000

REVENUES	Prior Years	Re-Estimate	2022-23	2023-24	2024-25	2025-26	2026-27	Future Yrs	Total
Sewer Sales	0	0	250,000	1,000,000	1,000,000	1,000,000	1,000,000	1,000,000	5,250,000
N/A	0	0	0	0	0	0	0	0	0
N/A	0	0	0	0	0	0	0	0	0
TOTAL	0	0	250,000	1,000,000	1,000,000	1,000,000	1,000,000	1,000,000	5,250,000

OPERATING BUDGET IMPACT	2022-23	2023-24	2024-25	2025-26	2026-27	Future Yrs	Total
	0	0	0	0	0	0	0

CITY OF PLANO

COMMUNITY INVESTMENT PROGRAM

Project Name: Sanitary Sewer Improvements: Legacy, Ohio, Prestonwood

Project Number: 48849

Start Date: Oct. 2019

Description:

Completion Date: May. 2023

This project includes the addition of a sanitary sewer barrel, sanitary sewer connection, streambank erosion control repair to an aerial crossing and exposed sanitary sewer.

Project Number 7039



EXPENDITURES	Prior Years	Re-Estimate	2022-23	2023-24	2024-25	2025-26	2026-27	Future Yrs	Total
Land	0	50,000	0	0	0	0	0	0	50,000
Design	216,212	50,000	20,000	20,000	0	0	0	0	306,212
Construction	0	0	1,300,000	1,000,000	0	0	0	0	2,300,000
Equipment	0	0	0	0	0	0	0	0	0
TOTAL	216,212	100,000	1,320,000	1,020,000	0	0	0	0	2,656,212
REVENUES	Prior Years	Re-Estimate	2022-23	2023-24	2024-25	2025-26	2026-27	Future Yrs	Total
Sewer Sales	216,212	100,000	1,320,000	1,020,000	0	0	0	0	2,656,212
N/A	0	0	0	0	0	0	0	0	0
N/A	0	0	0	0	0	0	0	0	0
TOTAL	216,212	100,000	1,320,000	1,020,000	0	0	0	0	2,656,212
OPERATING BUDGET IMPACT			2022-23	2023-24	2024-25	2025-26	2026-27	Future Yrs	Total
			0	0	0	0	0	0	0

CITY OF PLANO

COMMUNITY INVESTMENT PROGRAM

Project Name: Sanitary Sewer Manhole Lining 2023

Project Number: 48915

Start Date: Oct. 2022

Description:

Completion Date: Sep. 2024

This project will repair sanitary sewer manholes with a fiberglass liner in various parts throughout the city as identified through the manhole inspection program.



EXPENDITURES	Prior Years	Re-Estimate	2022-23	2023-24	2024-25	2025-26	2026-27	Future Yrs	Total
Land	0	0	0	0	0	0	0	0	0
Design	0	0	0	0	0	0	0	0	0
Construction	0	0	500,000	500,000	0	0	0	0	1,000,000
Equipment	0	0	0	0	0	0	0	0	0
TOTAL	0	0	500,000	500,000	0	0	0	0	1,000,000

REVENUES	Prior Years	Re-Estimate	2022-23	2023-24	2024-25	2025-26	2026-27	Future Yrs	Total
Sewer Sales	0	0	500,000	500,000	0	0	0	0	1,000,000
N/A	0	0	0	0	0	0	0	0	0
N/A	0	0	0	0	0	0	0	0	0
TOTAL	0	0	500,000	500,000	0	0	0	0	1,000,000

OPERATING BUDGET IMPACT	2022-23	2023-24	2024-25	2025-26	2026-27	Future Yrs	Total
	0	0	0	0	0	0	0

CITY OF PLANO

COMMUNITY INVESTMENT PROGRAM

Project Name: Sanitary Sewer Rehab Requirements Contract III

Project Number: 48912

Start Date: Oct. 2020

Description:

Completion Date: Sep. 2025

Rehabilitation of various sanitary sewer lines throughout the City.



EXPENDITURES	Prior Years	Re-Estimate	2022-23	2023-24	2024-25	2025-26	2026-27	Future Yrs	Total
Land	0	0	0	0	0	0	0	0	0
Design	0	0	0	0	0	0	0	0	0
Construction	11,086	1,550,000	2,000,000	2,000,000	2,000,000	0	0	0	7,561,086
Equipment	0	0	0	0	0	0	0	0	0
TOTAL	11,086	1,550,000	2,000,000	2,000,000	2,000,000	0	0	0	7,561,086

REVENUES	Prior Years	Re-Estimate	2022-23	2023-24	2024-25	2025-26	2026-27	Future Yrs	Total
Sewer Sales	11,086	1,550,000	2,000,000	2,000,000	2,000,000	0	0	0	7,561,086
N/A	0	0	0	0	0	0	0	0	0
N/A	0	0	0	0	0	0	0	0	0
TOTAL	11,086	1,550,000	2,000,000	2,000,000	2,000,000	0	0	0	7,561,086

OPERATING BUDGET IMPACT	2022-23	2023-24	2024-25	2025-26	2026-27	Future Yrs	Total
	0	0	0	0	0	0	0

CITY OF PLANO

COMMUNITY INVESTMENT PROGRAM

Project Name: SCADA Backup

Project Number: 48911

Start Date: Oct. 2020

Description:

Completion Date: Sep. 2022

Installation of equipment at the Stadium Pump Station to provide a backup to the Ridgeview Pump Station SCADA system



EXPENDITURES	Prior Years	Re-Estimate	2022-23	2023-24	2024-25	2025-26	2026-27	Future Yrs	Total
Land	0	0	0	0	0	0	0	0	0
Design	0	0	0	0	0	0	0	0	0
Construction	0	0	0	0	0	0	0	0	0
Equipment	0	75,000	0	0	0	0	0	0	75,000
TOTAL	0	75,000	0	0	0	0	0	0	75,000

REVENUES	Prior Years	Re-Estimate	2022-23	2023-24	2024-25	2025-26	2026-27	Future Yrs	Total
Sewer Sales	0	75,000	0	0	0	0	0	0	75,000
N/A	0	0	0	0	0	0	0	0	0
N/A	0	0	0	0	0	0	0	0	0
TOTAL	0	75,000	0	0	0	0	0	0	75,000

OPERATING BUDGET IMPACT	2022-23	2023-24	2024-25	2025-26	2026-27	Future Yrs	Total
	0	0	0	0	0	0	0

CITY OF PLANO

COMMUNITY INVESTMENT PROGRAM

Project Name: Sewer CIP Projects Closed in 2021-22

Project Number: 34-P99

Start Date: Oct. 2008

Description:

Completion Date: Sep. 2022

The following Sewer CIP projects closed or are expected to close in FY 2021-22:

48914 Aerial Crossing 2021
 48825 Dallas North Trunk Basin Evaluation
 48907 Lift Station Fiber
 48908 Rowlett Creek Treatment Plant Evaluation
 48913 Sanitary Sewer Manhole Lining



EXPENDITURES	Prior Years	Re-Estimate	2022-23	2023-24	2024-25	2025-26	2026-27	Future Yrs	Total
Land	0	0	0	0	0	0	0	0	0
Design	118,349	500,000	0	0	0	0	0	0	618,349
Construction	346,862	900,000	0	0	0	0	0	0	1,246,862
Equipment	0	0	0	0	0	0	0	0	0
TOTAL	465,211	1,400,000	0	0	0	0	0	0	1,865,211

REVENUES	Prior Years	Re-Estimate	2022-23	2023-24	2024-25	2025-26	2026-27	Future Yrs	Total
Sewer Sales	465,211	1,400,000	0	0	0	0	0	0	1,865,211
N/A	0	0	0	0	0	0	0	0	0
N/A	0	0	0	0	0	0	0	0	0
TOTAL	465,211	1,400,000	0	0	0	0	0	0	1,865,211

OPERATING BUDGET IMPACT	2022-23	2023-24	2024-25	2025-26	2026-27	Future Yrs	Total
	0	0	0	0	0	0	0

CITY OF PLANO

COMMUNITY INVESTMENT PROGRAM

Project Name: Sewer Improvements - Data, Lotus & PGBT

Project Number: 46688

Start Date: Dec. 2017

Description:

Completion Date: Sep. 2024

Parallel or replace 1,750 feet of 24" and 36" sewer line located along the President George Bush Turnpike access road between Alma Drive and Custer Road.

Design awarded to Brown & Gay Engineers in December 2017.

Project Number 6821



EXPENDITURES	Prior Years	Re-Estimate	2022-23	2023-24	2024-25	2025-26	2026-27	Future Yrs	Total
Land	17,858	0	0	0	0	0	0	0	17,858
Design	353,033	30,000	15,000	10,000	0	0	0	0	408,033
Construction	190,561	0	1,000,000	850,000	0	0	0	0	2,040,561
Equipment	0	0	0	0	0	0	0	0	0
TOTAL	561,452	30,000	1,015,000	860,000	0	0	0	0	2,466,452
REVENUES	Prior Years	Re-Estimate	2022-23	2023-24	2024-25	2025-26	2026-27	Future Yrs	Total
Sewer Sales	561,452	30,000	1,015,000	860,000	0	0	0	0	2,466,452
N/A	0	0	0	0	0	0	0	0	0
N/A	0	0	0	0	0	0	0	0	0
TOTAL	561,452	30,000	1,015,000	860,000	0	0	0	0	2,466,452
OPERATING BUDGET IMPACT			2022-23	2023-24	2024-25	2025-26	2026-27	Future Yrs	Total
			0	0	0	0	0	0	0

CITY OF PLANO

COMMUNITY INVESTMENT PROGRAM

Project Name: Sewer Improvements-Indian Crk/Frito Lay/White Rock Crk/etc

Project Number: 48920

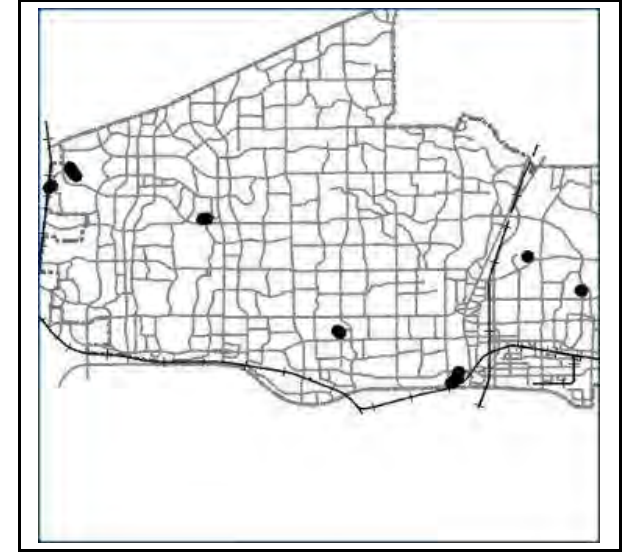
Start Date: Oct. 2022

Description:

Completion Date: Sep. 2024

This project includes the replacement of several sewer main locations experiencing localized failures or inflow and infiltration. These locations vary in design and construction issues including streambank erosion control repair at aerial crossings (White Rock Creek), a pipe failure under gabion baskets (Indian Creek), partially collapsed pipes (Spring Creek, Frito-Lay, Evans Creek, Shawnee Park), and general streambank erosion protection (Laurel Ln).

Project Number 7567



EXPENDITURES	Prior Years	Re-Estimate	2022-23	2023-24	2024-25	2025-26	2026-27	Future Yrs	Total
Land	0	0	0	0	0	0	0	0	0
Design	0	0	400,000	250,000	0	0	0	0	650,000
Construction	0	0	0	3,200,000	0	0	0	0	3,200,000
Equipment	0	0	0	0	0	0	0	0	0
TOTAL	0	0	400,000	3,450,000	0	0	0	0	3,850,000

REVENUES	Prior Years	Re-Estimate	2022-23	2023-24	2024-25	2025-26	2026-27	Future Yrs	Total
Sewer Sales	0	0	400,000	3,450,000	0	0	0	0	3,850,000
N/A	0	0	0	0	0	0	0	0	0
N/A	0	0	0	0	0	0	0	0	0
TOTAL	0	0	400,000	3,450,000	0	0	0	0	3,850,000

OPERATING BUDGET IMPACT	2022-23	2023-24	2024-25	2025-26	2026-27	Future Yrs	Total
	0	0	0	0	0	0	0

CITY OF PLANO

COMMUNITY INVESTMENT PROGRAM

Project Name: Spring Creek Interceptor Phase 1

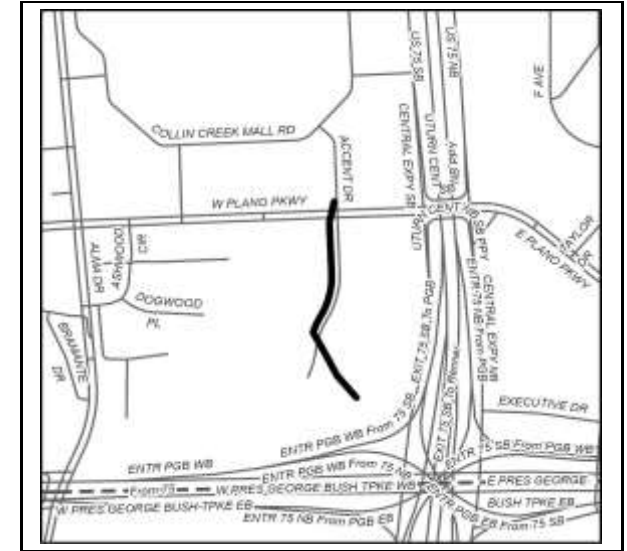
Project Number: 48917

Start Date: Oct. 2022

Description:

Completion Date: Sep. 2024

Replace/parallel existing 33" trunk line from north of Plano Parkway to end of Accent Drive.



EXPENDITURES	Prior Years	Re-Estimate	2022-23	2023-24	2024-25	2025-26	2026-27	Future Yrs	Total
Land	0	0	0	0	0	0	0	0	0
Design	0	0	225,000	0	0	0	0	0	225,000
Construction	0	0	0	1,500,000	0	0	0	0	1,500,000
Equipment	0	0	0	0	0	0	0	0	0
TOTAL	0	0	225,000	1,500,000	0	0	0	0	1,725,000

REVENUES	Prior Years	Re-Estimate	2022-23	2023-24	2024-25	2025-26	2026-27	Future Yrs	Total
Sewer Sales	0	0	225,000	1,500,000	0	0	0	0	1,725,000
N/A	0	0	0	0	0	0	0	0	0
N/A	0	0	0	0	0	0	0	0	0
TOTAL	0	0	225,000	1,500,000	0	0	0	0	1,725,000

OPERATING BUDGET IMPACT	2022-23	2023-24	2024-25	2025-26	2026-27	Future Yrs	Total
	0	0	0	0	0	0	0

CITY OF PLANO

COMMUNITY INVESTMENT PROGRAM

Project Name: Spring Creek Interceptor Phase 2

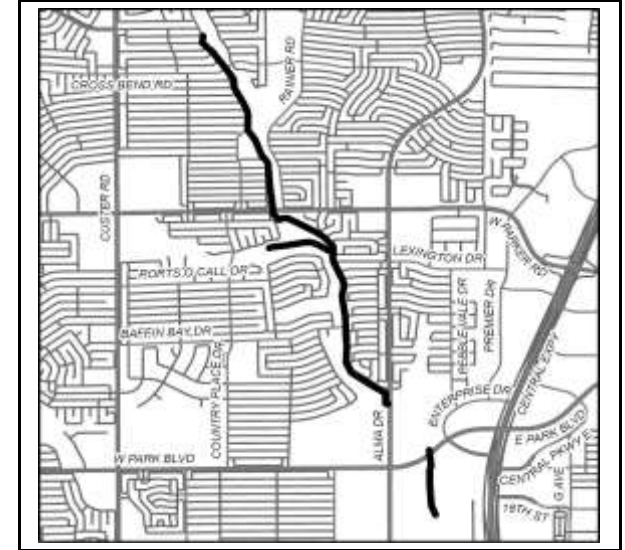
Project Number: 48918

Start Date: Oct. 2023

Description:

Completion Date: Sep. 2026

Replace/parallel the existing 24/27/30-inch line along Spring Creek between Pleasant Valley Drive and West Park Boulevard with a 30/36-inch wastewater line. Replace/parallel the existing 36-inch line along Alma Drive between West Park Boulevard and West 16th Street with a 42-inch wastewater line. Replace a 12/15-inch line parallel to Chatsworth Lane between Country Place Drive and Garner Lane with an 18-inch wastewater line.



EXPENDITURES	Prior Years	Re-Estimate	2022-23	2023-24	2024-25	2025-26	2026-27	Future Yrs	Total
Land	0	0	0	0	0	0	0	0	0
Design	0	0	0	1,000,000	500,000	0	0	0	1,500,000
Construction	0	0	0	0	4,500,000	4,500,000	0	0	9,000,000
Equipment	0	0	0	0	0	0	0	0	0
TOTAL	0	0	0	1,000,000	5,000,000	4,500,000	0	0	10,500,000

REVENUES	Prior Years	Re-Estimate	2022-23	2023-24	2024-25	2025-26	2026-27	Future Yrs	Total
Sewer Sales	0	0	0	1,000,000	5,000,000	4,500,000	0	0	10,500,000
N/A	0	0	0	0	0	0	0	0	0
N/A	0	0	0	0	0	0	0	0	0
TOTAL	0	0	0	1,000,000	5,000,000	4,500,000	0	0	10,500,000

OPERATING BUDGET IMPACT	2022-23	2023-24	2024-25	2025-26	2026-27	Future Yrs	Total
	0	0	0	0	0	0	0

CITY OF PLANO

COMMUNITY INVESTMENT PROGRAM

Project Name: Spring Creek Interceptor Phase 3

Project Number: 34-P06

Start Date: Oct. 2024

Description:

Completion Date: Sep. 2027

Replace/parallel the existing 10/12/15/18/21-inch line along Spring Creek between Asaro Plaza and West Spring Creek Parkway with a 15/18/21/24-inch wastewater line. Replace the existing 21/24-inch line along Spring Creek between West Spring Creek Parkway and Pleasant Valley Drive with a 27-inch wastewater line. Additionally, an extension will be shown near Legacy Drive and Marchman Way to realign the existing 8-inch line with a 270-degree bend.



EXPENDITURES	Prior Years	Re-Estimate	2022-23	2023-24	2024-25	2025-26	2026-27	Future Yrs	Total
Land	0	0	0	0	0	0	0	0	0
Design	0	0	0	0	700,000	500,000	0	0	1,200,000
Construction	0	0	0	0	0	3,500,000	4,000,000	0	7,500,000
Equipment	0	0	0	0	0	0	0	0	0
TOTAL	0	0	0	0	700,000	4,000,000	4,000,000	0	8,700,000

REVENUES	Prior Years	Re-Estimate	2022-23	2023-24	2024-25	2025-26	2026-27	Future Yrs	Total
Sewer Sales	0	0	0	0	700,000	4,000,000	4,000,000	0	8,700,000
N/A	0	0	0	0	0	0	0	0	0
N/A	0	0	0	0	0	0	0	0	0
TOTAL	0	0	0	0	700,000	4,000,000	4,000,000	0	8,700,000

OPERATING BUDGET IMPACT	2022-23	2023-24	2024-25	2025-26	2026-27	Future Yrs	Total
	0	0	0	0	0	0	0

CITY OF PLANO

COMMUNITY INVESTMENT PROGRAM

Project Name: Wastewater Pump Station Improvements

Project Number: 48833

Start Date: Aug. 2017

Description:

Completion Date: Sep. 2027

Improvements at pump stations related to Plano's sanitary sewer system.



EXPENDITURES	Prior Years	Re-Estimate	2022-23	2023-24	2024-25	2025-26	2026-27	Future Yrs	Total
Land	0	0	0	0	0	0	0	0	0
Design	0	0	0	0	0	0	0	0	0
Construction	154,792	150,000	500,000	300,000	300,000	300,000	300,000	300,000	2,304,792
Equipment	0	0	0	0	0	0	0	0	0
TOTAL	154,792	150,000	500,000	300,000	300,000	300,000	300,000	300,000	2,304,792

REVENUES	Prior Years	Re-Estimate	2022-23	2023-24	2024-25	2025-26	2026-27	Future Yrs	Total
Sewer Sales	154,792	150,000	500,000	300,000	300,000	300,000	300,000	300,000	2,304,792
N/A	0	0	0	0	0	0	0	0	0
N/A	0	0	0	0	0	0	0	0	0
TOTAL	154,792	150,000	500,000	300,000	300,000	300,000	300,000	300,000	2,304,792

OPERATING BUDGET IMPACT	2022-23	2023-24	2024-25	2025-26	2026-27	Future Yrs	Total
	0	0	0	0	0	0	0

CITY OF PLANO

COMMUNITY INVESTMENT PROGRAM

Project Name: Wastewater System AI Analysis

Project Number: 48916

Start Date: Oct. 2022

Description:

Completion Date: Sep. 2027

Analysis of pipe condition scores to help prioritize sewer main replacement.



EXPENDITURES	Prior Years	Re-Estimate	2022-23	2023-24	2024-25	2025-26	2026-27	Future Yrs	Total
Land	0	0	0	0	0	0	0	0	0
Design	0	0	0	0	0	0	0	0	0
Construction	0	0	150,000	150,000	150,000	150,000	150,000	150,000	900,000
Equipment	0	0	0	0	0	0	0	0	0
TOTAL	0	0	150,000	150,000	150,000	150,000	150,000	150,000	900,000

REVENUES	Prior Years	Re-Estimate	2022-23	2023-24	2024-25	2025-26	2026-27	Future Yrs	Total
Sewer Sales	0	0	150,000	150,000	150,000	150,000	150,000	150,000	900,000
N/A	0	0	0	0	0	0	0	0	0
N/A	0	0	0	0	0	0	0	0	0
TOTAL	0	0	150,000	150,000	150,000	150,000	150,000	150,000	900,000

OPERATING BUDGET IMPACT	2022-23	2023-24	2024-25	2025-26	2026-27	Future Yrs	Total
	0	0	0	0	0	0	0

CITY OF PLANO

COMMUNITY INVESTMENT PROGRAM

Project Name: Wastewater System CCTV Inspections

Project Number: 48810

Start Date: Oct. 2017

Description:

Completion Date: Sep. 2022

Funds will be used to acquire the services of outside contractors for the purpose of internal CCTV inspection of the large diameter sewer mains supporting Asset Management, future CIP sewer projects, and in support of the City's new CMOM program.



EXPENDITURES	Prior Years	Re-Estimate	2022-23	2023-24	2024-25	2025-26	2026-27	Future Yrs	Total
Land	0	0	0	0	0	0	0	0	0
Design	0	0	0	0	0	0	0	0	0
Construction	1,108,318	1,000,000	0	0	0	0	0	0	2,108,318
Equipment	0	0	0	0	0	0	0	0	0
TOTAL	1,108,318	1,000,000	0	0	0	0	0	0	2,108,318

REVENUES	Prior Years	Re-Estimate	2022-23	2023-24	2024-25	2025-26	2026-27	Future Yrs	Total
Sewer Sales	1,108,318	1,000,000	0	0	0	0	0	0	2,108,318
N/A	0	0	0	0	0	0	0	0	0
N/A	0	0	0	0	0	0	0	0	0
TOTAL	1,108,318	1,000,000	0	0	0	0	0	0	2,108,318

OPERATING BUDGET IMPACT	2022-23	2023-24	2024-25	2025-26	2026-27	Future Yrs	Total
	0	0	0	0	0	0	0

CITY OF PLANO

COMMUNITY INVESTMENT PROGRAM

Project Name: Wastewater System Improvements

Project Number: 48805

Start Date: Oct. 2016

Description:

Completion Date: Sep. 2027

Rehabilitation of various sewer system manholes, lines, cleanouts, service taps and other infrastructure appurtenances. Funds are also included to maintain flow monitors and rain gauges and other equipment utilized in the I/I flow monitoring performed in-house.



EXPENDITURES	Prior Years	Re-Estimate	2022-23	2023-24	2024-25	2025-26	2026-27	Future Yrs	Total
Land	2,655	0	0	0	0	0	0	0	2,655
Design	0	100,000	0	50,000	300,000	300,000	300,000	300,000	1,350,000
Construction	145,823	0	0	0	0	0	0	0	145,823
Equipment	0	0	0	0	0	0	0	0	0
TOTAL	148,478	100,000	0	50,000	300,000	300,000	300,000	300,000	1,498,478

REVENUES	Prior Years	Re-Estimate	2022-23	2023-24	2024-25	2025-26	2026-27	Future Yrs	Total
Sewer Sales	84,478	100,000	0	50,000	300,000	300,000	300,000	300,000	1,434,478
NTMWD Parti	64,000	0	0	0	0	0	0	0	64,000
N/A	0	0	0	0	0	0	0	0	0
TOTAL	148,478	100,000	0	50,000	300,000	300,000	300,000	300,000	1,498,478

OPERATING BUDGET IMPACT	2022-23	2023-24	2024-25	2025-26	2026-27	Future Yrs	Total
	0	0	0	0	0	0	0

CITY OF PLANO

COMMUNITY INVESTMENT PROGRAM

Project Name: Wastewater System Model

Project Number: 48809

Start Date: Sep. 2017

Description:

Completion Date: Sep. 2027


Funds will be used to acquire the services of a consultant for the purpose of developing and calibrating a sewer model as required by EPA as part of our new CMOM program.

Contract awarded to Freese & Nichols in February 2018.

Project Number 6960



EXPENDITURES	Prior Years	Re-Estimate	2022-23	2023-24	2024-25	2025-26	2026-27	Future Yrs	Total
Land	0	0	0	0	0	0	0	0	0
Design	0	50,000	50,000	50,000	50,000	50,000	50,000	50,000	350,000
Construction	870,509	0	0	0	0	0	0	0	870,509
Equipment	0	0	0	0	0	0	0	0	0
TOTAL	870,509	50,000	50,000	50,000	50,000	50,000	50,000	50,000	1,220,509
REVENUES	Prior Years	Re-Estimate	2022-23	2023-24	2024-25	2025-26	2026-27	Future Yrs	Total
Sewer Sales	870,509	50,000	50,000	50,000	50,000	50,000	50,000	50,000	1,220,509
N/A	0	0	0	0	0	0	0	0	0
N/A	0	0	0	0	0	0	0	0	0
TOTAL	870,509	50,000	50,000	50,000	50,000	50,000	50,000	50,000	1,220,509
OPERATING BUDGET IMPACT			2022-23	2023-24	2024-25	2025-26	2026-27	Future Yrs	Total
			0	0	0	0	0	0	0



Plano

City of Excellence

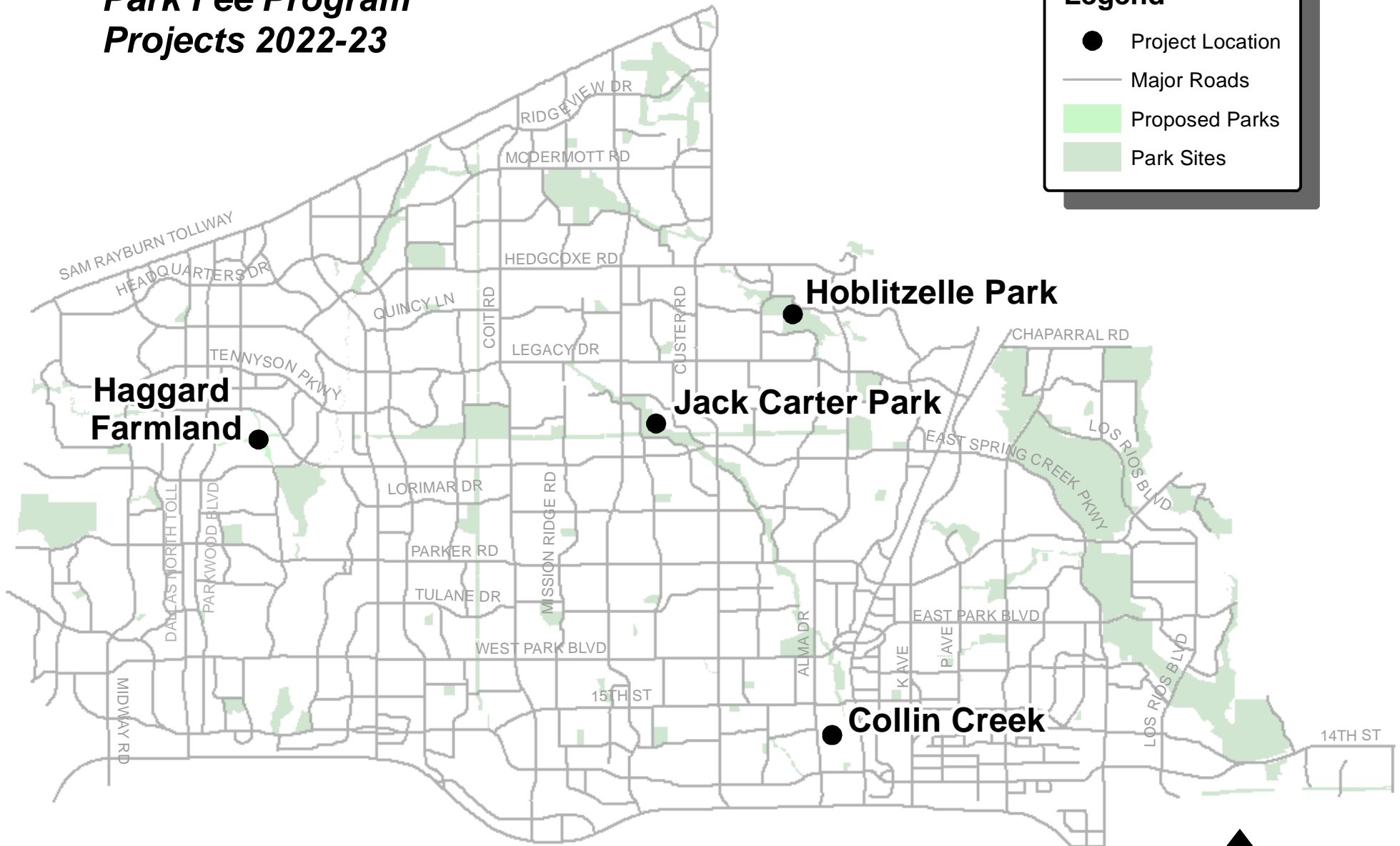


PARK FEE PROGRAM

Park Fee Program Projects 2022-23

Legend

- Project Location
- Major Roads
- Proposed Parks
- Park Sites



Park Fee Program Projects

Project	Prior Yrs	Re-Est	2022-23	2023-24	2024-25	2025-26	2026-27	Future	Total
52-A14 Bruce Glasscock Park Fee - Area 14	0	0	0	0	0	0	140,254	0	140,254
05051 Chisholm Trail - Area 5	0	0	0	0	0	0	206,390	0	206,390
06063 Chisholm Trail/Collin Creek park site - Area 6	0	0	2,568,202	2,568,202	0	0	0	0	5,136,404
01002 Cottonwood Creek Greenbelt South - Area 1	995,038	0	0	0	0	0	66,363	0	1,061,401
04040 Hoblitzelle Trail Improvements, Phase I	0	364,585	125,415	0	0	0	0	0	490,000
04041 Hoblitzelle Trail Improvements, Phase II	0	0	239,171	0	0	0	0	0	239,171
08087 Jack Carter Park Trails - Area 8	0	0	588,457	0	0	0	0	0	588,457
52-A11 Park Fee Area 11	0	0	0	523,876	523,876	0	0	0	1,047,752
02002 Park Fee Area 2	0	0	0	433,880	433,880	0	0	0	867,760
07007 Park Fee Area 7	0	144,418	0	0	0	0	0	0	144,418
03035 Shawnee Park - Area 3	0	0	0	350,143	350,143	0	0	0	700,286
12127 Spring Creek/Parkwood Neighborhood Park - Ar	0	353,822	353,822	0	0	0	0	0	707,644
TOTAL	995,038	862,825	3,875,067	3,876,101	1,307,899	0	413,007	0	11,329,937

CITY OF PLANO

COMMUNITY INVESTMENT PROGRAM

Project Name: Bruce Glasscock Park Fee - Area 14

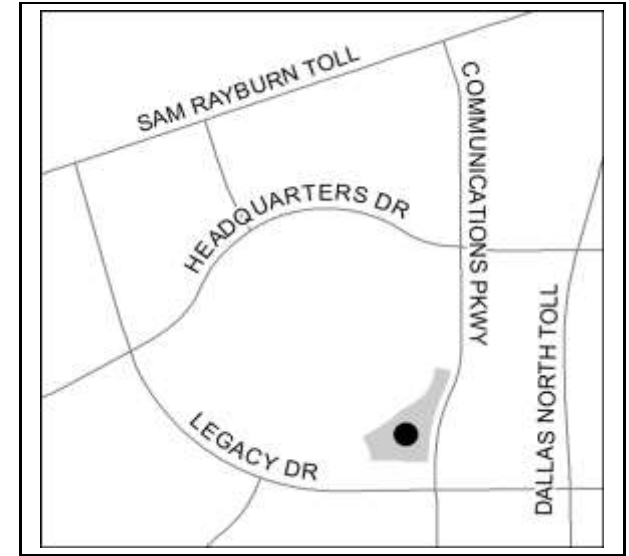
Project Number: 52-A14

Start Date: Oct. 2019

Description:

Completion Date: Sep. 2027

Funding available for Park Fee Area 14.



EXPENDITURES	Prior Years	Re-Estimate	2022-23	2023-24	2024-25	2025-26	2026-27	Future Yrs	Total
Land	0	0	0	0	0	0	0	0	0
Design	0	0	0	0	0	0	0	0	0
Construction	0	0	0	0	0	0	140,254	0	140,254
Equipment	0	0	0	0	0	0	0	0	0
TOTAL	0	0	0	0	0	0	140,254	0	140,254

REVENUES	Prior Years	Re-Estimate	2022-23	2023-24	2024-25	2025-26	2026-27	Future Yrs	Total
Developer Rev	0	0	0	0	0	0	140,254	0	140,254
N/A	0	0	0	0	0	0	0	0	0
N/A	0	0	0	0	0	0	0	0	0
TOTAL	0	0	0	0	0	0	140,254	0	140,254

OPERATING BUDGET IMPACT	2022-23	2023-24	2024-25	2025-26	2026-27	Future Yrs	Total
	0	0	0	0	0	0	0

CITY OF PLANO

COMMUNITY INVESTMENT PROGRAM

Project Name: Chisholm Trail - Area 5

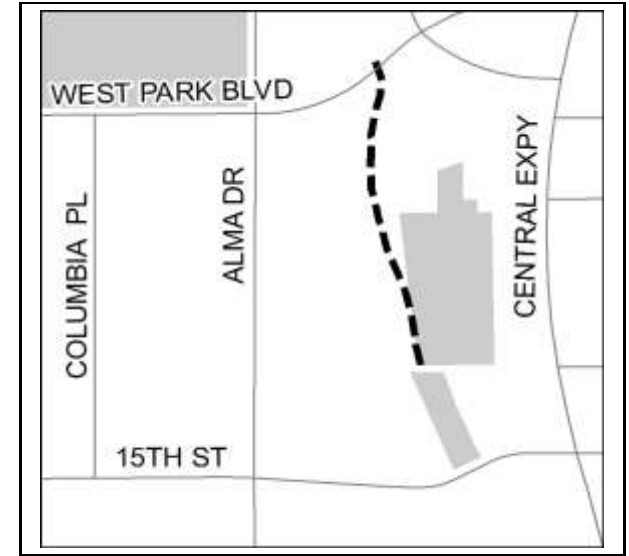
Project Number: 05051

Start Date: Oct. 2019

Description:

Completion Date: Sep. 2027

Construction of trail on the west side of Spring Creek between Park Boulevard and Harrington Drive as redevelopment occurs.



EXPENDITURES	Prior Years	Re-Estimate	2022-23	2023-24	2024-25	2025-26	2026-27	Future Yrs	Total
Land	0	0	0	0	0	0	0	0	0
Design	0	0	0	0	0	0	0	0	0
Construction	0	0	0	0	0	0	206,390	0	206,390
Equipment	0	0	0	0	0	0	0	0	0
TOTAL	0	0	0	0	0	0	206,390	0	206,390

REVENUES	Prior Years	Re-Estimate	2022-23	2023-24	2024-25	2025-26	2026-27	Future Yrs	Total
Developer Rev	0	0	0	0	0	0	206,390	0	206,390
N/A	0	0	0	0	0	0	0	0	0
N/A	0	0	0	0	0	0	0	0	0
TOTAL	0	0	0	0	0	0	206,390	0	206,390

OPERATING BUDGET IMPACT	2022-23	2023-24	2024-25	2025-26	2026-27	Future Yrs	Total
	0	0	0	0	0	0	0

CITY OF PLANO

COMMUNITY INVESTMENT PROGRAM

Project Name: Chisholm Trail/Collin Creek park site - Area 6

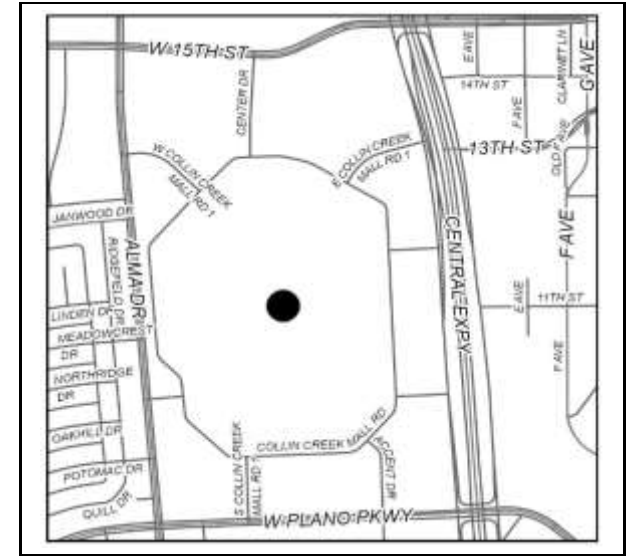
Project Number: 06063

Start Date: Oct. 2021

Description:

Completion Date: Sep. 2024

Land acquisition based on anticipated park fees at the recently updated rate to be collected for Collin Creek Mall.



EXPENDITURES	Prior Years	Re-Estimate	2022-23	2023-24	2024-25	2025-26	2026-27	Future Yrs	Total
Land	0	0	0	0	0	0	0	0	0
Design	0	0	0	0	0	0	0	0	0
Construction	0	0	2,568,202	2,568,202	0	0	0	0	5,136,404
Equipment	0	0	0	0	0	0	0	0	0
TOTAL	0	0	2,568,202	2,568,202	0	0	0	0	5,136,404

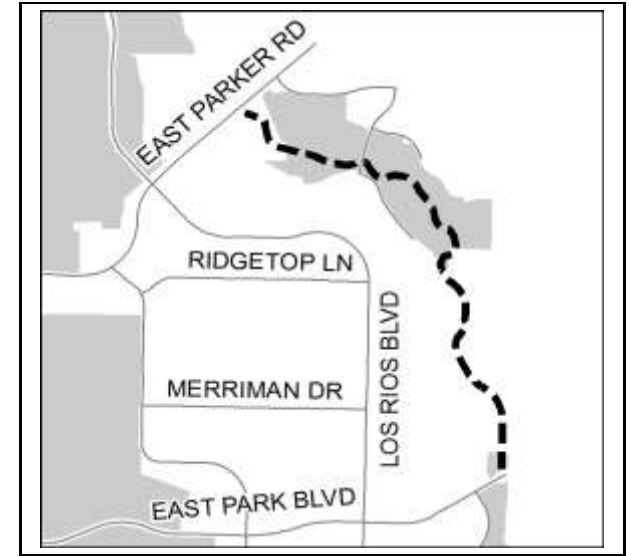
REVENUES	Prior Years	Re-Estimate	2022-23	2023-24	2024-25	2025-26	2026-27	Future Yrs	Total
Developer Rev	0	0	2,568,202	2,568,202	0	0	0	0	5,136,404
N/A	0	0	0	0	0	0	0	0	0
N/A	0	0	0	0	0	0	0	0	0
TOTAL	0	0	2,568,202	2,568,202	0	0	0	0	5,136,404

OPERATING BUDGET IMPACT	2022-23	2023-24	2024-25	2025-26	2026-27	Future Yrs	Total
	350,000	0	0	0	0	0	350,000

CITY OF PLANO

COMMUNITY INVESTMENT PROGRAM

Project Name: Cottonwood Creek Greenbelt South - Area 1
Project Number: 01002 **Start Date:** Oct. 1998
Description: **Completion Date:** Sep. 2027
 Construction of recreational trail along Cottonwood Creek south of 14th Street.



EXPENDITURES	Prior Years	Re-Estimate	2022-23	2023-24	2024-25	2025-26	2026-27	Future Yrs	Total
Land	483,520	0	0	0	0	0	0	0	483,520
Design	0	0	0	0	0	0	0	0	0
Construction	511,518	0	0	0	0	0	66,363	0	577,881
Equipment	0	0	0	0	0	0	0	0	0
TOTAL	995,038	0	0	0	0	0	66,363	0	1,061,401

REVENUES	Prior Years	Re-Estimate	2022-23	2023-24	2024-25	2025-26	2026-27	Future Yrs	Total
Developer Rev	995,038	0	0	0	0	0	66,363	0	1,061,401
N/A	0	0	0	0	0	0	0	0	0
N/A	0	0	0	0	0	0	0	0	0
TOTAL	995,038	0	0	0	0	0	66,363	0	1,061,401

OPERATING BUDGET IMPACT	2022-23	2023-24	2024-25	2025-26	2026-27	Future Yrs	Total
	0	0	0	0	0	0	0

CITY OF PLANO

COMMUNITY INVESTMENT PROGRAM

Project Name: Hoblitzelle Trail Improvements, Phase I

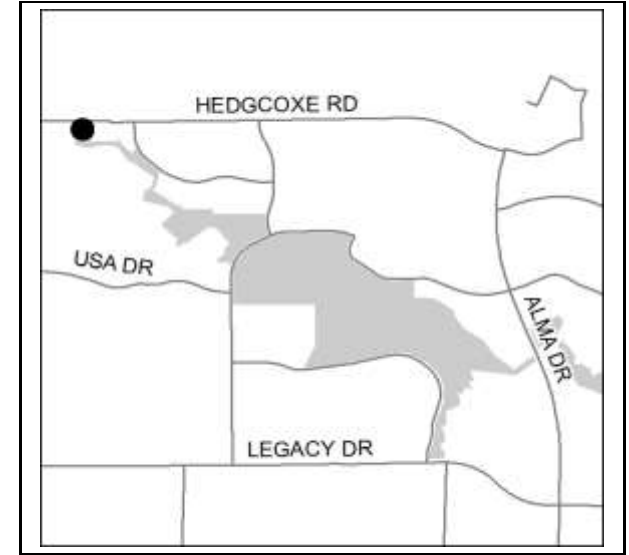
Project Number: 04040

Start Date: Oct. 2022

Description:

Completion Date: Sep. 2024

Construction of trail to complete the connection south of Hedgcoxe Road and facilitate a trail connection between Hoblitzelle Park to the City of Allen and to Russell Creek Park. Phase I includes a U-shaped trail connection within Hoblitzelle Park extending from the pedestrian tunnel underpass of Hedgcoxe Road to up alongside Hedgcoxe Road.



EXPENDITURES	Prior Years	Re-Estimate	2022-23	2023-24	2024-25	2025-26	2026-27	Future Yrs	Total
Land	0	0	0	0	0	0	0	0	0
Design	0	0	0	0	0	0	0	0	0
Construction	0	364,585	125,415	0	0	0	0	0	490,000
Equipment	0	0	0	0	0	0	0	0	0
TOTAL	0	364,585	125,415	0	0	0	0	0	490,000

REVENUES	Prior Years	Re-Estimate	2022-23	2023-24	2024-25	2025-26	2026-27	Future Yrs	Total
Developer Rev	0	364,585	125,415	0	0	0	0	0	490,000
N/A	0	0	0	0	0	0	0	0	0
N/A	0	0	0	0	0	0	0	0	0
TOTAL	0	364,585	125,415	0	0	0	0	0	490,000

OPERATING BUDGET IMPACT	2022-23	2023-24	2024-25	2025-26	2026-27	Future Yrs	Total
	0	0	0	0	0	0	0

CITY OF PLANO

COMMUNITY INVESTMENT PROGRAM

Project Name: Hoblitzelle Trail Improvements, Phase II

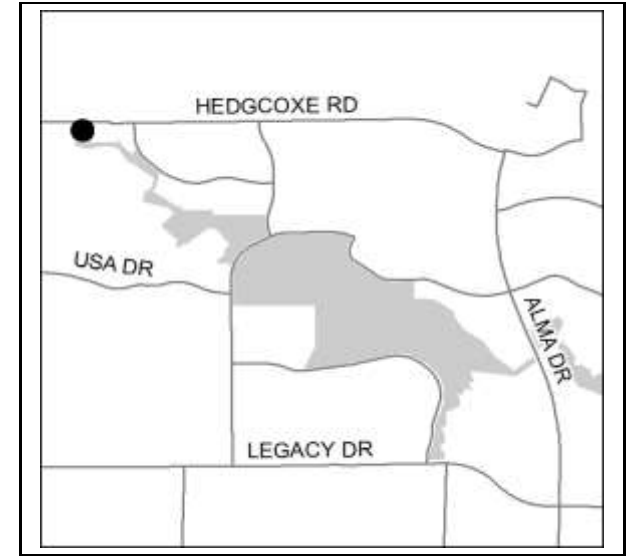
Project Number: 04041

Start Date: Oct. 2022

Description:

Completion Date: Sep. 2022

Construction of trail to complete the connection south of Hedgcoxe Road and facilitate a trail connection between Hoblitzelle Park to the City of Allen and to Russell Creek Park. Phase II includes a trail connection within Hoblitzelle Park extending from Hedgcoxe Drive to the existing Hoblitzelle Park Trailhead at Georgetown Drive.



EXPENDITURES	Prior Years	Re-Estimate	2022-23	2023-24	2024-25	2025-26	2026-27	Future Yrs	Total
Land	0	0	0	0	0	0	0	0	0
Design	0	0	0	0	0	0	0	0	0
Construction	0	0	239,171	0	0	0	0	0	239,171
Equipment	0	0	0	0	0	0	0	0	0
TOTAL	0	0	239,171	0	0	0	0	0	239,171

REVENUES	Prior Years	Re-Estimate	2022-23	2023-24	2024-25	2025-26	2026-27	Future Yrs	Total
Developer Rev	0	0	239,171	0	0	0	0	0	239,171
N/A	0	0	0	0	0	0	0	0	0
N/A	0	0	0	0	0	0	0	0	0
TOTAL	0	0	239,171	0	0	0	0	0	239,171

OPERATING BUDGET IMPACT	2022-23	2023-24	2024-25	2025-26	2026-27	Future Yrs	Total
	0	0	0	0	0	0	0

CITY OF PLANO

COMMUNITY INVESTMENT PROGRAM

Project Name: Jack Carter Park Trails - Area 8

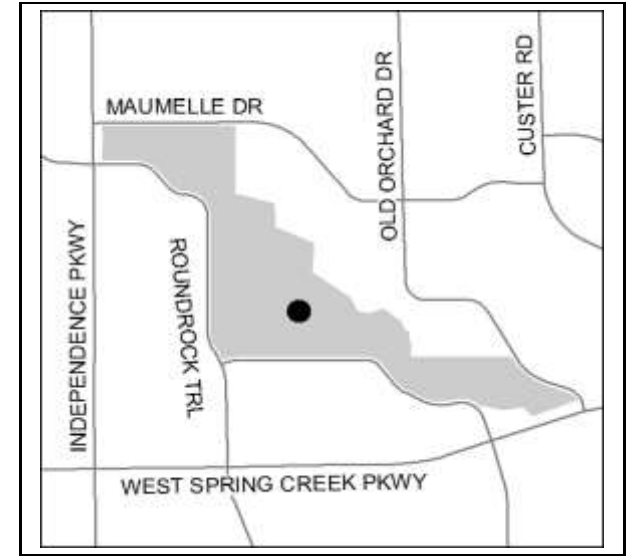
Project Number: 08087

Start Date: Oct. 2021

Description:

Completion Date: Sep. 2023

Construction of additional recreational trails at Jack Carter Park.



EXPENDITURES	Prior Years	Re-Estimate	2022-23	2023-24	2024-25	2025-26	2026-27	Future Yrs	Total
Land	0	0	0	0	0	0	0	0	0
Design	0	0	0	0	0	0	0	0	0
Construction	0	0	588,457	0	0	0	0	0	588,457
Equipment	0	0	0	0	0	0	0	0	0
TOTAL	0	0	588,457	0	0	0	0	0	588,457

REVENUES	Prior Years	Re-Estimate	2022-23	2023-24	2024-25	2025-26	2026-27	Future Yrs	Total
Developer Rev	0	0	588,457	0	0	0	0	0	588,457
N/A	0	0	0	0	0	0	0	0	0
N/A	0	0	0	0	0	0	0	0	0
TOTAL	0	0	588,457	0	0	0	0	0	588,457

OPERATING BUDGET IMPACT	2022-23	2023-24	2024-25	2025-26	2026-27	Future Yrs	Total
	0	0	0	0	0	0	0

CITY OF PLANO

COMMUNITY INVESTMENT PROGRAM

Project Name: Park Fee Area 11

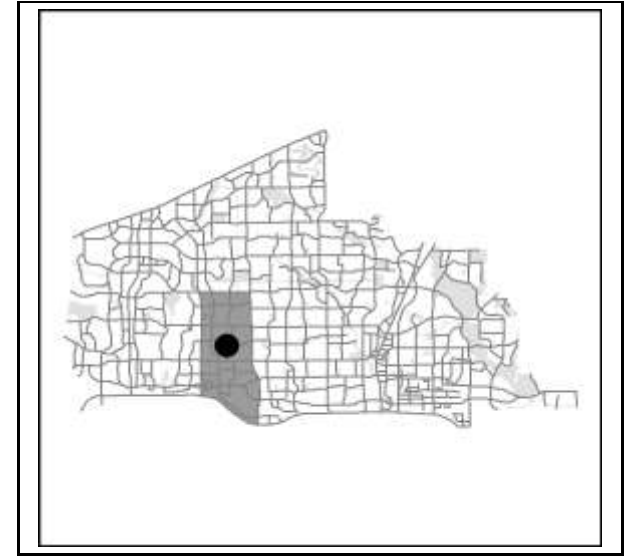
Project Number: 52-A11

Start Date: Oct. 2022

Description:

Completion Date: Sep. 2025

Funding available for Park Fee Area 11.



EXPENDITURES	Prior Years	Re-Estimate	2022-23	2023-24	2024-25	2025-26	2026-27	Future Yrs	Total
Land	0	0	0	0	0	0	0	0	0
Design	0	0	0	0	0	0	0	0	0
Construction	0	0	0	523,876	523,876	0	0	0	1,047,752
Equipment	0	0	0	0	0	0	0	0	0
TOTAL	0	0	0	523,876	523,876	0	0	0	1,047,752
REVENUES	Prior Years	Re-Estimate	2022-23	2023-24	2024-25	2025-26	2026-27	Future Yrs	Total
Developer Rev	0	0	0	523,876	523,876	0	0	0	1,047,752
N/A	0	0	0	0	0	0	0	0	0
N/A	0	0	0	0	0	0	0	0	0
TOTAL	0	0	0	523,876	523,876	0	0	0	1,047,752
OPERATING BUDGET IMPACT			2022-23	2023-24	2024-25	2025-26	2026-27	Future Yrs	Total
			0	0	0	0	0	0	0

CITY OF PLANO

COMMUNITY INVESTMENT PROGRAM

Project Name: Park Fee Area 2

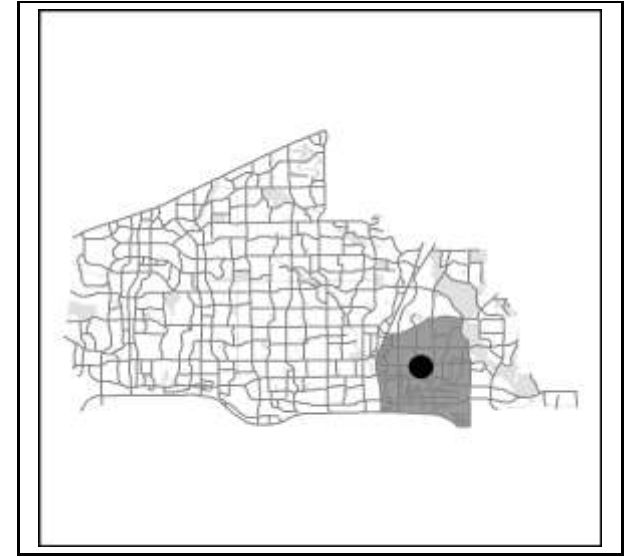
Project Number: 02002

Description:

Funding available within Park Fee Area 2.

Start Date: Oct. 2022

Completion Date: Sep. 2025



EXPENDITURES	Prior Years	Re-Estimate	2022-23	2023-24	2024-25	2025-26	2026-27	Future Yrs	Total
Land	0	0	0	433,880	433,880	0	0	0	867,760
Design	0	0	0	0	0	0	0	0	0
Construction	0	0	0	0	0	0	0	0	0
Equipment	0	0	0	0	0	0	0	0	0
TOTAL	0	0	0	433,880	433,880	0	0	0	867,760

REVENUES	Prior Years	Re-Estimate	2022-23	2023-24	2024-25	2025-26	2026-27	Future Yrs	Total
Developer Rev	0	0	0	433,880	433,880	0	0	0	867,760
N/A	0	0	0	0	0	0	0	0	0
N/A	0	0	0	0	0	0	0	0	0
TOTAL	0	0	0	433,880	433,880	0	0	0	867,760

OPERATING BUDGET IMPACT	2022-23	2023-24	2024-25	2025-26	2026-27	Future Yrs	Total
	0	0	59,333	0	0	0	59,333

CITY OF PLANO

COMMUNITY INVESTMENT PROGRAM

Project Name: Park Fee Area 7

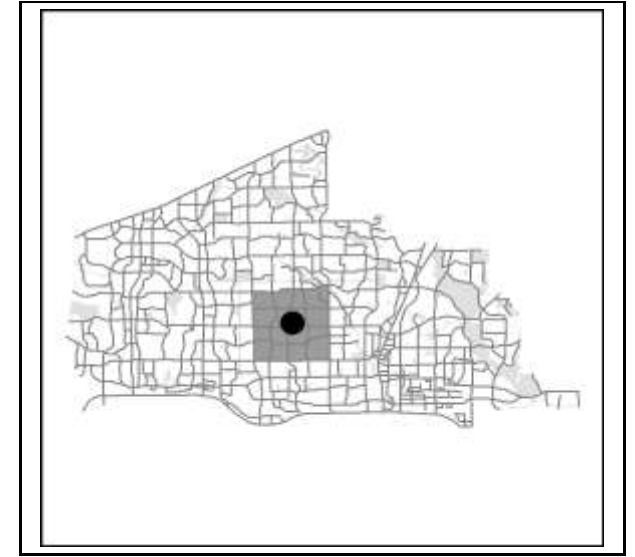
Project Number: 07007

Start Date: Oct. 2022

Description:

Completion Date: Sep. 2023

Funding available for Park Fee Area 7.



EXPENDITURES	Prior Years	Re-Estimate	2022-23	2023-24	2024-25	2025-26	2026-27	Future Yrs	Total
Land	0	0	0	0	0	0	0	0	0
Design	0	0	0	0	0	0	0	0	0
Construction	0	144,418	0	0	0	0	0	0	144,418
Equipment	0	0	0	0	0	0	0	0	0
TOTAL	0	144,418	0	0	0	0	0	0	144,418
REVENUES	Prior Years	Re-Estimate	2022-23	2023-24	2024-25	2025-26	2026-27	Future Yrs	Total
Developer Rev	0	144,418	0	0	0	0	0	0	144,418
N/A	0	0	0	0	0	0	0	0	0
N/A	0	0	0	0	0	0	0	0	0
TOTAL	0	144,418	0	0	0	0	0	0	144,418
OPERATING BUDGET IMPACT			2022-23	2023-24	2024-25	2025-26	2026-27	Future Yrs	Total
			0	0	0	0	0	0	0

CITY OF PLANO

COMMUNITY INVESTMENT PROGRAM

Project Name: Shawnee Park - Area 3

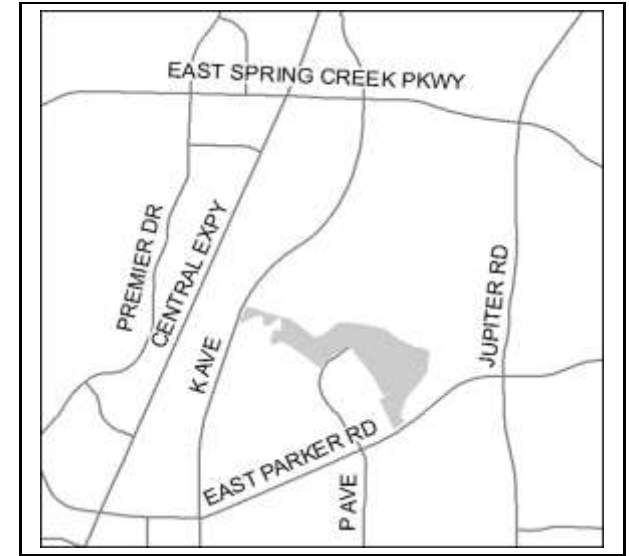
Project Number: 03035

Start Date: Oct. 2022

Description:

Completion Date: Sep. 2025

Acquisition of the flood plain, as development occurs, on the north side of the park as a linear park area with trail.



EXPENDITURES	Prior Years	Re-Estimate	2022-23	2023-24	2024-25	2025-26	2026-27	Future Yrs	Total
Land	0	0	0	350,143	350,143	0	0	0	700,286
Design	0	0	0	0	0	0	0	0	0
Construction	0	0	0	0	0	0	0	0	0
Equipment	0	0	0	0	0	0	0	0	0
TOTAL	0	0	0	350,143	350,143	0	0	0	700,286

REVENUES	Prior Years	Re-Estimate	2022-23	2023-24	2024-25	2025-26	2026-27	Future Yrs	Total
Developer Rev	0	0	0	350,143	350,143	0	0	0	700,286
N/A	0	0	0	0	0	0	0	0	0
N/A	0	0	0	0	0	0	0	0	0
TOTAL	0	0	0	350,143	350,143	0	0	0	700,286

OPERATING BUDGET IMPACT	2022-23	2023-24	2024-25	2025-26	2026-27	Future Yrs	Total
	0	0	59,333	0	0	0	59,333

CITY OF PLANO

COMMUNITY INVESTMENT PROGRAM

Project Name: Spring Creek/Parkwood Neighborhood Park - Area 12

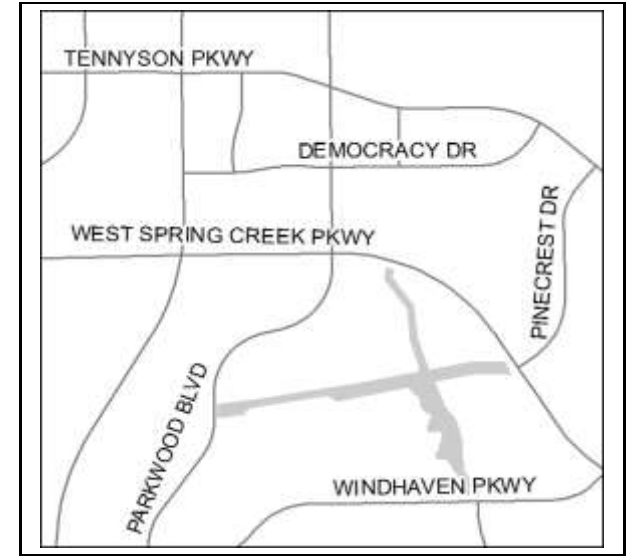
Project Number: 12127

Start Date: Oct. 2021

Description:

Completion Date: Sep. 2023


Acquisition/construction of park land east of Parkwood Boulevard and south of Spring Creek Parkway for a neighborhood park and linear park.



EXPENDITURES	Prior Years	Re-Estimate	2022-23	2023-24	2024-25	2025-26	2026-27	Future Yrs	Total
Land	0	0	0	0	0	0	0	0	0
Design	0	0	0	0	0	0	0	0	0
Construction	0	353,822	353,822	0	0	0	0	0	707,644
Equipment	0	0	0	0	0	0	0	0	0
TOTAL	0	353,822	353,822	0	0	0	0	0	707,644

REVENUES	Prior Years	Re-Estimate	2022-23	2023-24	2024-25	2025-26	2026-27	Future Yrs	Total
Developer Rev	0	353,822	353,822	0	0	0	0	0	707,644
N/A	0	0	0	0	0	0	0	0	0
N/A	0	0	0	0	0	0	0	0	0
TOTAL	0	353,822	353,822	0	0	0	0	0	707,644

OPERATING BUDGET IMPACT	2022-23	2023-24	2024-25	2025-26	2026-27	Future Yrs	Total
	166,000	0	0	0	0	0	166,000



Plano

City of Excellence



OTHER PROJECTS

Public Art Projects									
Project	Prior Yrs	Re-Est	2022-23	2023-24	2024-25	2025-26	2026-27	Future	Total
00238 Public Art Fund	457,544	102,183	0	0	0	0	0	0	559,727
TOTAL	457,544	102,183	0	0	0	0	0	0	559,727

CITY OF PLANO

COMMUNITY INVESTMENT PROGRAM

Project Name: Public Art Fund

Project Number: 00238

Start Date: Oct. 2016

Description:

Completion Date: Sep. 2022

Funding for the repair, restoration and relocation of public art owned by the City of Plano on an as needed basis.



EXPENDITURES	Prior Years	Re-Estimate	2022-23	2023-24	2024-25	2025-26	2026-27	Future Yrs	Total
Land	0	0	0	0	0	0	0	0	0
Design	0	0	0	0	0	0	0	0	0
Construction	457,544	102,183	0	0	0	0	0	0	559,727
Equipment	0	0	0	0	0	0	0	0	0
TOTAL	457,544	102,183	0	0	0	0	0	0	559,727

REVENUES	Prior Years	Re-Estimate	2022-23	2023-24	2024-25	2025-26	2026-27	Future Yrs	Total
Fund Balance	408,394	102,183	0	0	0	0	0	0	510,577
Damage Receip	49,150	0	0	0	0	0	0	0	49,150
N/A	0	0	0	0	0	0	0	0	0
TOTAL	457,544	102,183	0	0	0	0	0	0	559,727

OPERATING BUDGET IMPACT	2022-23	2023-24	2024-25	2025-26	2026-27	Future Yrs	Total
	0	0	0	0	0	0	0



Plano

City of Excellence



APPENDIX

An Ordinance of the City of Plano, Texas, approving and adopting the Community Investment Program and setting the appropriations for the fiscal year beginning October 1, 2022, and ending September 30, 2023; and providing an effective date.

WHEREAS, following public notice duly posted and published as required by law, public hearings were held on August 8, 2022, August 13, 2022 and August 22, 2022 by and before the City Council of the City of Plano, the subject of which was the proposed Operating Budget and Community Investment Program of the City of Plano for Fiscal Year 2022-23; and

WHEREAS, during said public hearings, all interested persons were given the opportunity to be heard for or against any item or the amount of any item contained in said Community Investment Program, after which said public hearings were closed; and

WHEREAS, the City Council, upon full consideration of the matter, is of the opinion that the appropriations for the 2022-23 Community Investment Program hereinafter set forth is proper and should be approved and adopted.


NOW, THEREFORE, BE IT ORDAINED BY THE CITY COUNCIL OF THE CITY OF PLANO, TEXAS, THAT:

Section I. Appropriations for the Community Investment Program for the year beginning October 1, 2022 and ending September 30, 2023, as filed and submitted by the City Manager, containing estimates for the various projects to be expended, is hereby approved and adopted as follows:

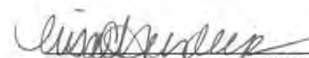
A.	Recreation Center Renovations Fund	8,000,000
B.	Recreation Center Facilities Fund	250,000
C.	Library Facilities Fund	874,000
D.	Fire & Public Safety Facilities Fund	8,795,040
E.	Municipal Facilities Fund	10,109,690
F.	Service Center Facilities Fund	5,430,000
G.	Park Improvements Fund	36,129,457
H.	Street Improvements Fund	127,911,084
I.	Technology Improvements Fund	9,000,000
J.	Municipal Drainage CIP Fund	25,408,000
K.	Park Fee Program	3,875,066
L.	Capital Maintenance Fund	54,535,242
M.	Water Projects Fund	22,809,268
N.	Sewer Projects Fund	19,595,000

Section II. This Ordinance shall be in full force and effect from and after its passage.


DULY PASSED AND APPROVED this the 12th day of September, 2022.


John B. Muns, MAYOR

ATTEST:


Lisa C. Henderson, CITY SECRETARY

APPROVED AS TO FORM:


Paige Mims, CITY ATTORNEY

An Ordinance of the City of Plano, Texas, approving and adopting the Tax Rate for the fiscal year beginning October 1, 2022 and terminating September 30, 2023; and providing an effective date.

WHEREAS, the City Council of the City of Plano has been presented with a proposed Ad Valorem Tax Rate for Fiscal Year 2022-23, and such Tax Rate would impose an amount of taxes from the same properties in both Fiscal Year 2021-22 and Fiscal Year 2022-23; and

WHEREAS, Section 26.05 of the Texas Tax Code, as amended, provides that the City may not adopt a Tax Rate for Fiscal Year 2022-23 that exceeds the lower of the Voter Approval Tax Rate or the No-New-Revenue Tax Rate calculated without notice of and holding a public hearing on the proposed tax rate; and

WHEREAS, the proposed Tax Rate does not exceed the No-New-Revenue Tax Rate and Voter Approval Rate and therefore, the notice of a public hearing on the adoption of a tax rate is not required, in accordance with State Law; and

WHEREAS, upon full review of and consideration of the matter, the City Council is of the opinion that the proposed Tax Rate for Fiscal Year 2022-23 should be approved and adopted for Fiscal Year 2022-23.

NOW, THEREFORE, BE IT ORDAINED BY THE CITY COUNCIL OF THE CITY OF PLANO, TEXAS, THAT:

Section I. There is hereby levied and shall be assessed for the Fiscal Year 2022-23 of the City of Plano an Ad Valorem Tax Rate on each ONE HUNDRED DOLLARS (\$100.00) valuation of property within the limits of the City of Plano and subject to taxation as follows:


\$0.3026	for purposes of General Fund maintenance and operation.
\$0.1150	for payment of principal and interest on all General Obligation Bond funded debt of this City.

<u>\$0.4176</u>	Total Tax Rate
-----------------	----------------

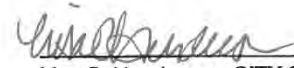
Section II. The Tax Assessor of the City of Plano is hereby directed to assess for the 2022-23 Fiscal Year the rates and amounts herein levied and, when such taxes are collected, to distribute the collections in accordance with this Ordinance.

Section III. This Ordinance shall become effective immediately from and after its passage.


DULY PASSED AND APPROVED, this the 12th day of September 2022.


John B. Muns, **MAYOR**

ATTEST:


Lisa C. Henderson, **CITY SECRETARY**

APPROVED AS TO FORM:


Paige Mims, **CITY ATTORNEY**