

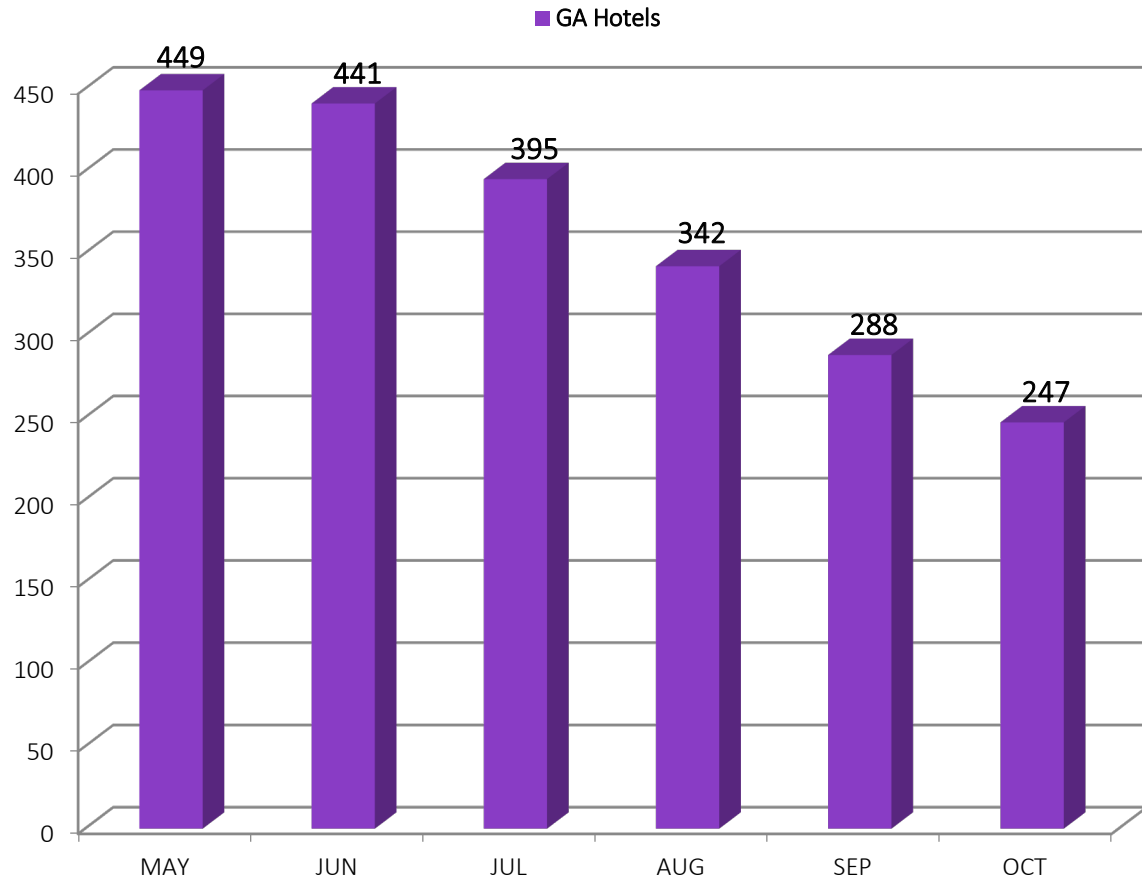
PORTLAND HOMELESS SHELTERS

Average Total Number of Individuals Residing in Shelters* per Night:

	October 2021	October 2022
ADOLESCENTS	14 Individuals	23 Individuals
FAMILIES	104 Individuals 39 Average Families	131 Individuals 47 Average Families
ADULTS	254 Individuals	362 Individuals
Total	371 Individuals	516 Individuals

*GA hotels are on the next slide.

PORTLAND, CITY-WIDE OCTOBER, 2022 General Assistance Hotels



	Month*	Total
Unduplicated GA Hotels	247	3,065

Total Unduplicated GA Hotels are the cases granted General Assistance hotel rooms from June, 2020 through the end of the month being reported.

Portland GA no longer makes McKinney Vento referrals as of the May 5, 2022 policy change.

*Started referral partnership with South Portland Schools in December, 2020.

PORTLAND, CITY-WIDE

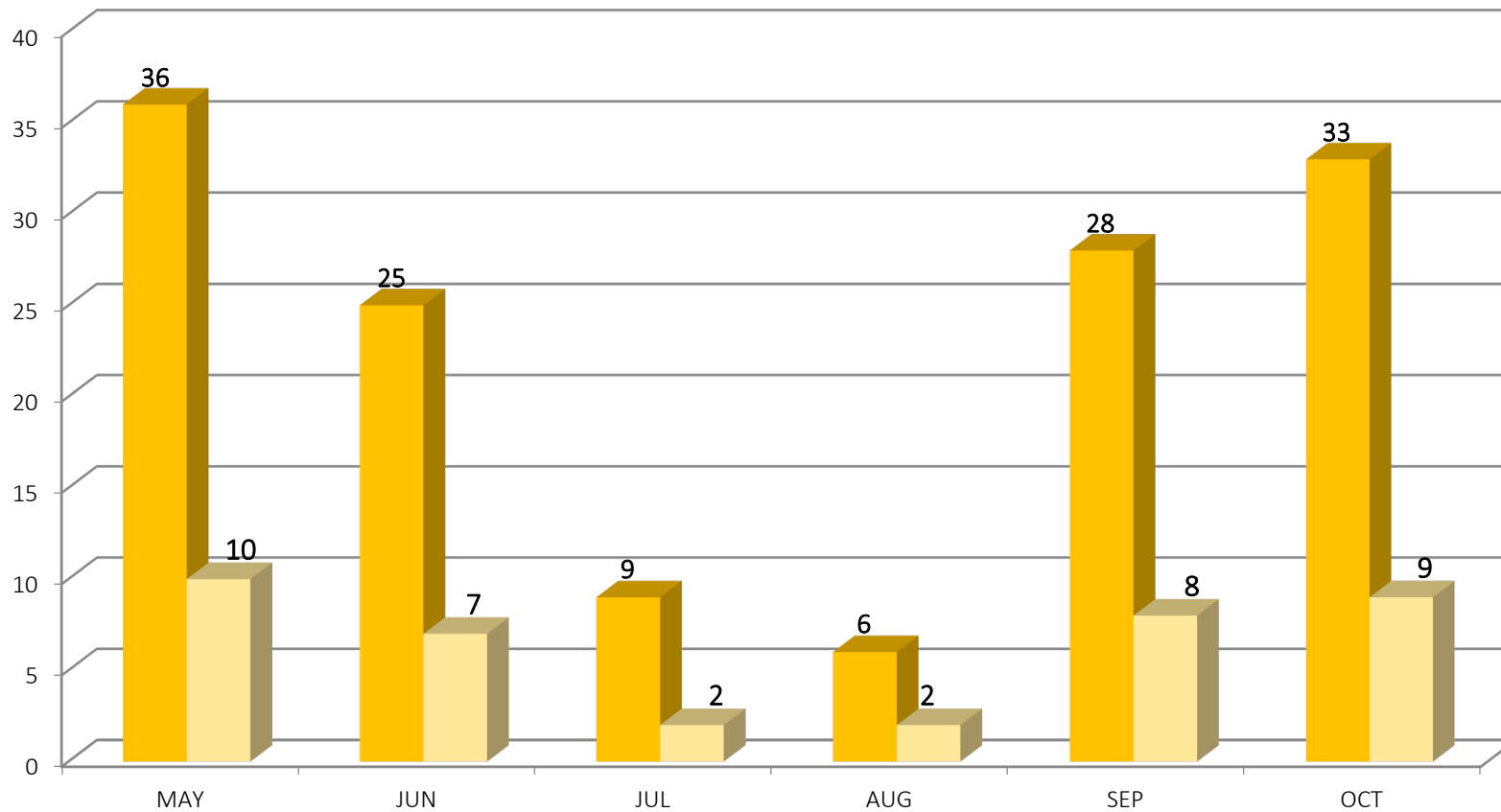
OCTOBER 2022

WARMING CENTER STATISTICS BY MONTH

The Warming Center is an overflow space in the City of Portland Family Shelter used year round as needed.

Monthly Average

■ Individuals ■ Families



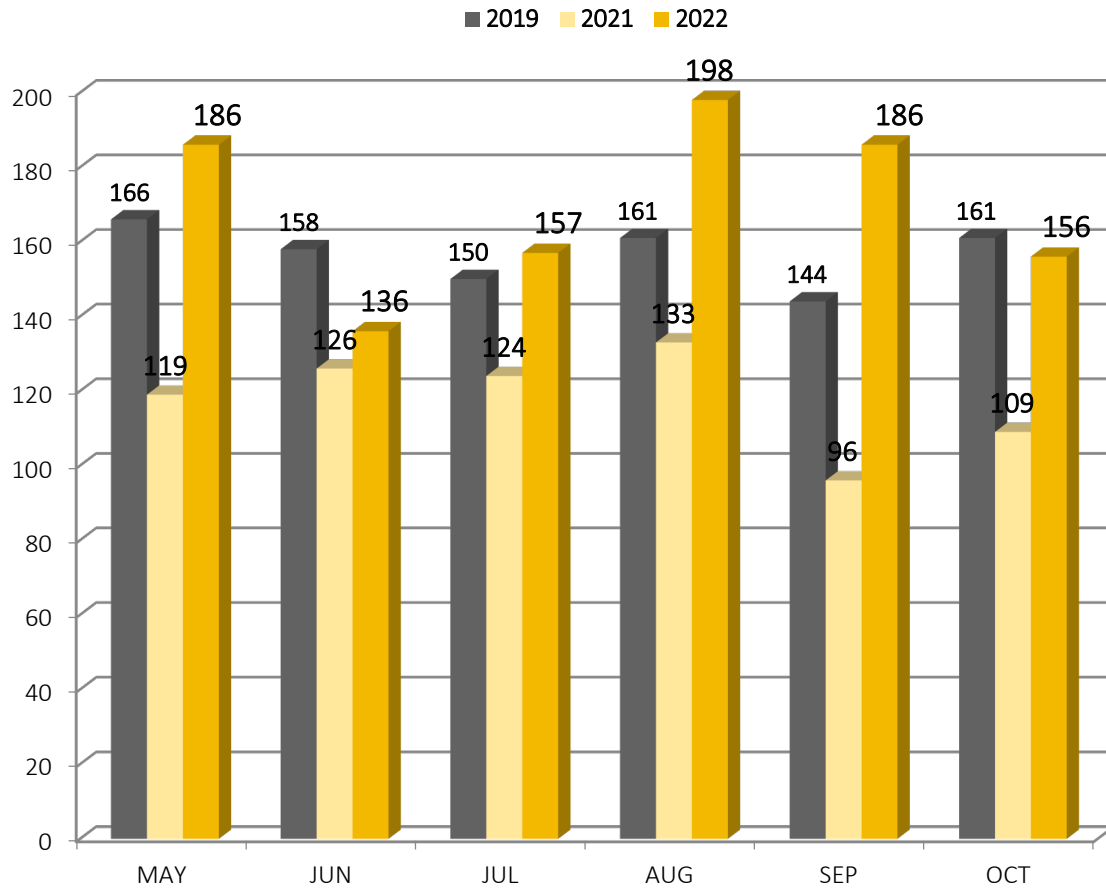
Date	Families	Individuals
1	8	25
2	8	26
3	9	34
4	6	19
5	9	35
6	9	32
7	9	33
8	10	35
9	10	35
10	9	33
11	10	35
12	10	35
13	10	39
14	9	36
15	9	36
16	9	35
17	9	35
18	9	35
19	9	35
20	9	35
21	9	35
22	9	35
23	8	30
24	9	32
25	9	32
26	9	32
27	10	37
28	7	25
29	7	28
30	7	28
31	10	39

OXFORD STREET SHELTER OCTOBER, 2022 Intakes by Residency

25 people indicated refugee services for reason at intake and are likely asylum seekers.

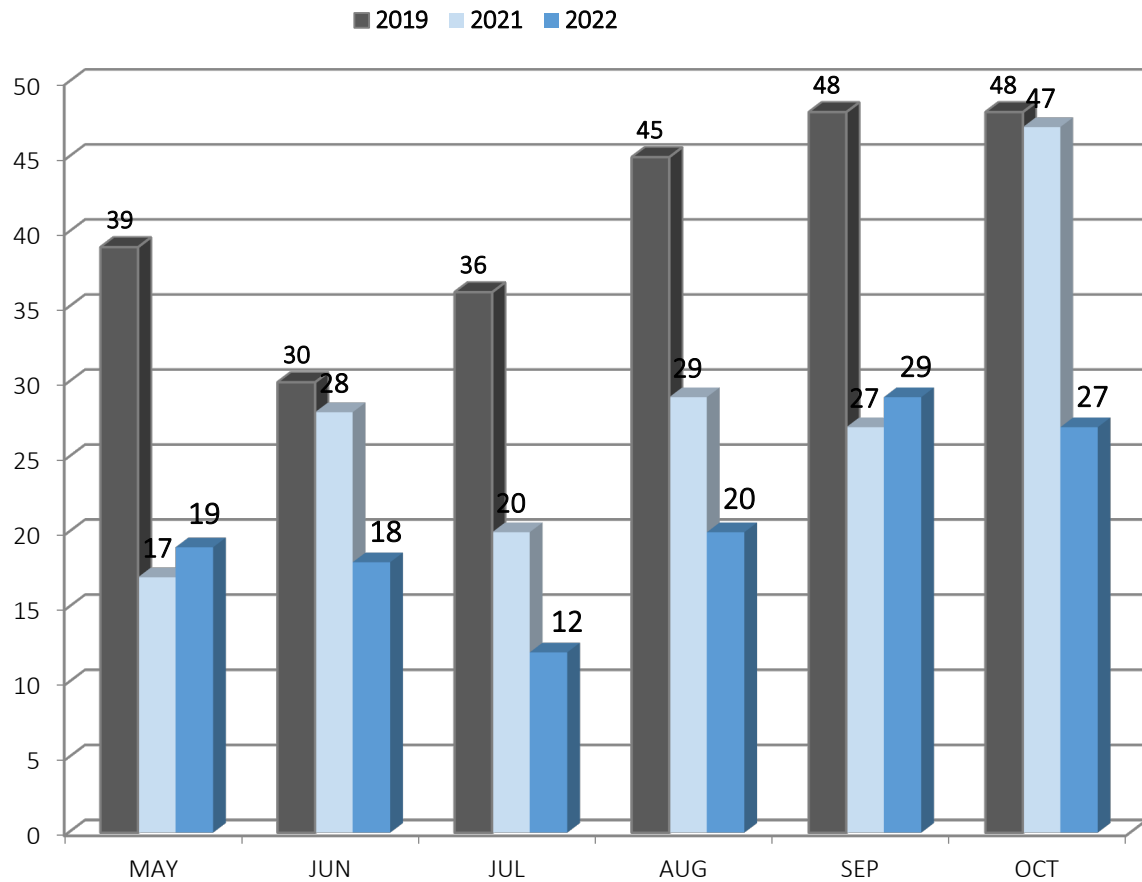
MAINE TOWN					OUT-OF-STATE					OUT-OF-COUNTRY	
Alfred	1	Parsonsfield	2		AZ	1	MS	1		Angola	2
Bangor	2	Patten	1		CA	20	ND	1			
Biddeford	3	Poland Spring	1		CO	1	NH	1			
Bowdoin	1	Saco	1		CT	1	NY	2			
Brunswick	3	South Portland	5		DC	1	OH	2			
Charleston	1	Waterville	1		DE	2	TX	7			
Lewiston	1	Westbrook	2		FL	4					
Listone	1	Windham	2		GA	1					
Lyman	1	Woodland	1		KY	1					
Machias	1				MA	2					
Millinocket	1				MD	1					
Norway	1				MO	1					
MAINE TOWN:	33	OUT-OF-STATE:	50	OUT-OF-COUNTRY:	2	PORTLAND:	23	Unknown:	7	TOTAL:	115

PORTLAND, CITY-WIDE OCTOBER, 2022 SHELTER INTAKES BY MONTH



	INTAKES	Pre-COVID Bed Capacity	Current Bed Capacity
Through These Doors	6/11	16	16+ at shelter and hotel overflow
Family Shelter	9/31	146	146
Joe Kreisler	8	24	24
Milestone	3	41	34
Oxford Street (Men)	89	154 at OSS, 75 at PSRC overflow	154 at OSS, 149 at contracted hotel
Oxford Street (Women)	26		
Florence House	15	25 at Shelter, 15 at Safe Haven	25 at Shelter, 15 at Safe Haven
TOTAL	156	496	474+

PORTLAND, CITY-WIDE OCTOBER, 2022 HOUSING PLACEMENTS BY MONTH



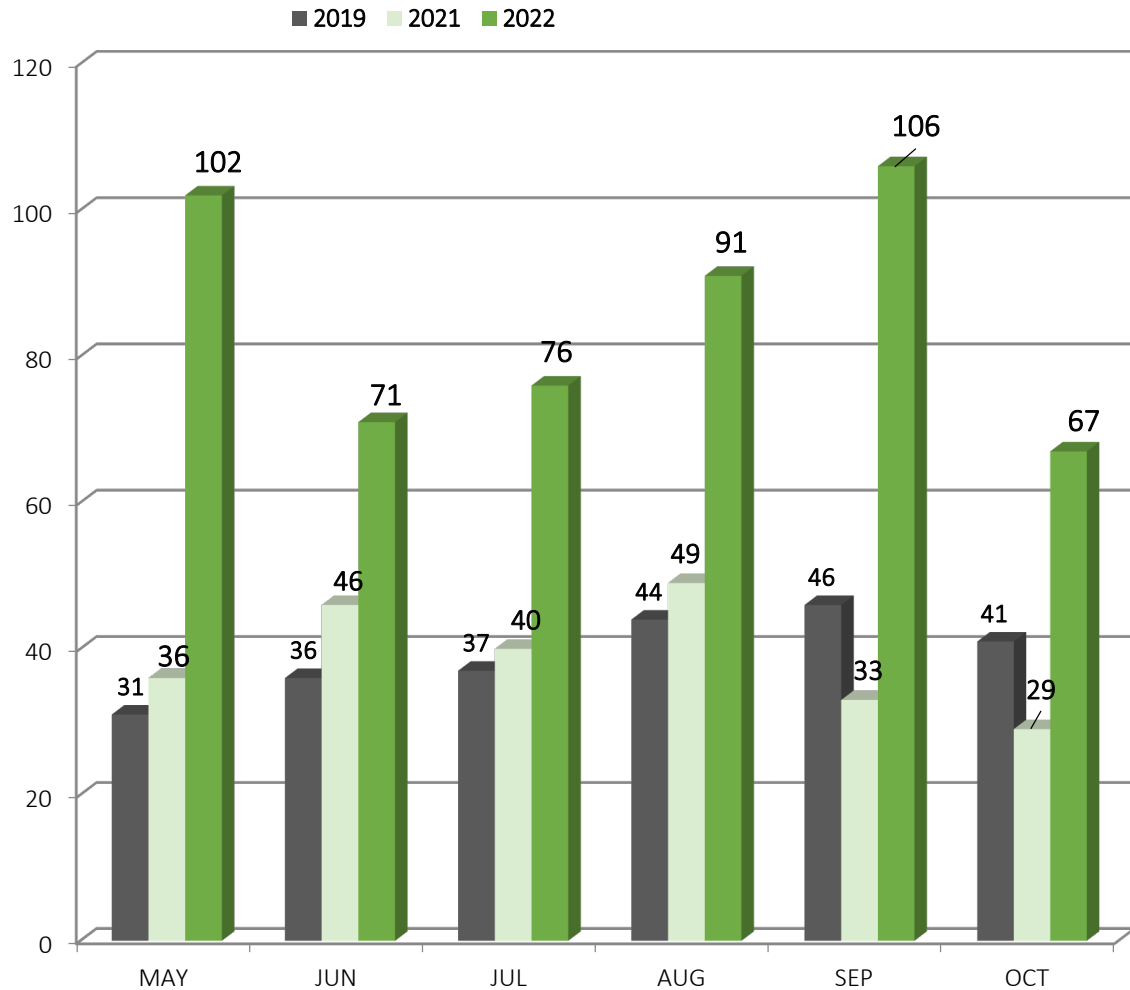
***Starting October, 2013, Oxford Street Shelter shifted prioritization of housing placements to their 30 longest-term stayers.**

	TOTAL HOUSING PLACEMENTS	BED NIGHTS	TEMPORARY	PERMANENT
Through These Doors	2/6	57		2/6
Family Shelter	5/12	2,674		5/12
Joe Kreisler	2	150		2
Milestone	2	860		2
Oxford Street (Men)	13	3,574		13
Oxford Street (Women)	1	36		1
Florence House	2	418		2
TOTAL	27	7,769		27

PORTLAND, CITY-WIDE

OCTOBER, 2022

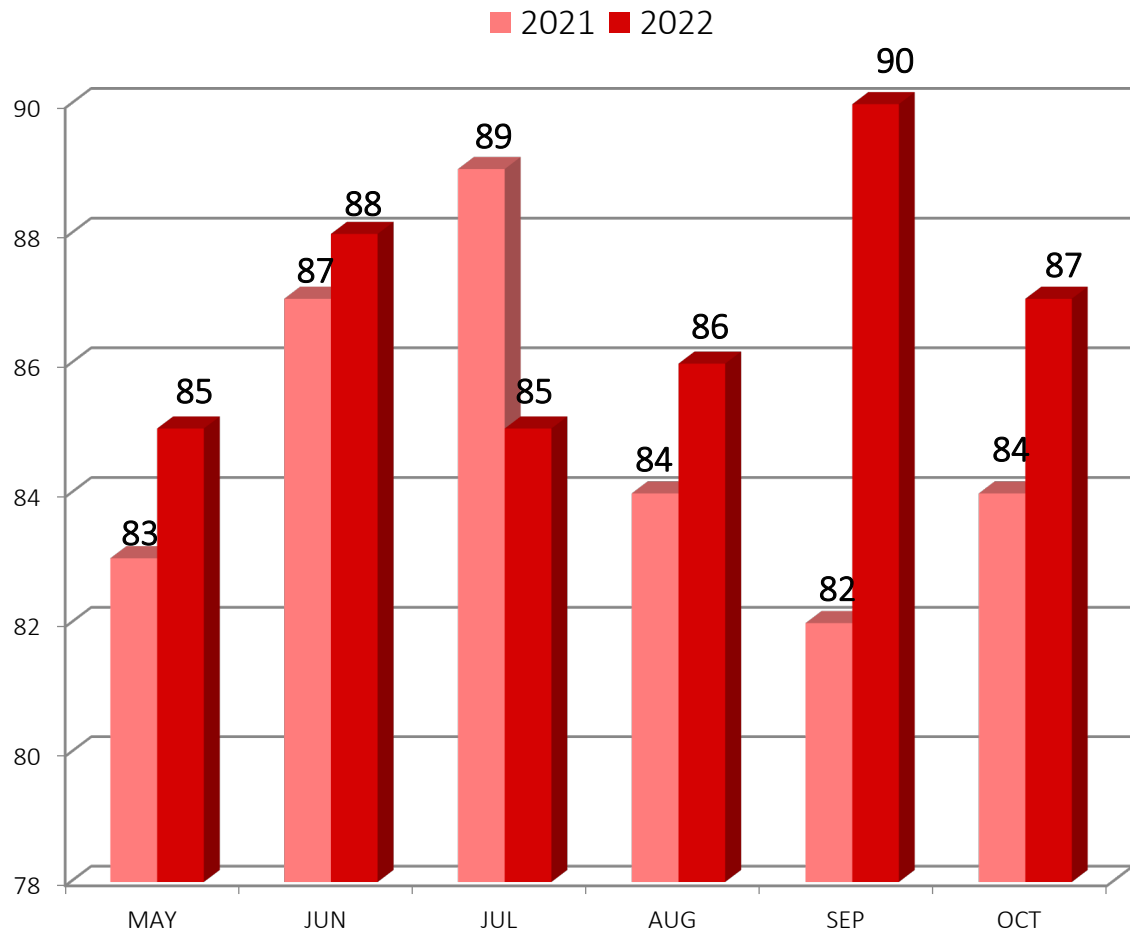
1st TIME HOMELESSNESS STATISTICS (BASED ON SELF-REPORTING)



1 ST TIME HOMELESSNESS STATISTICS	All Intakes	1 st Time Homeless Intakes	% of the Shelter's Intakes	% of All Intake	% of Portland First Time Homeless Intakes
Through These Doors	6/11	0	0%	0%	0%
Family Shelter	9/31	4/17	44%	3%	6%
Joe Kreisler	8	5	63%	3%	7%
Milestone	3	2	66%	1%	3%
Oxford Street (Men)	89	39	44%	25%	58%
Oxford Street (Women)	26	17	65%	11%	25%
Florence House	15	0	0%	0%	0%
TOTAL	156	67		43%%	100%

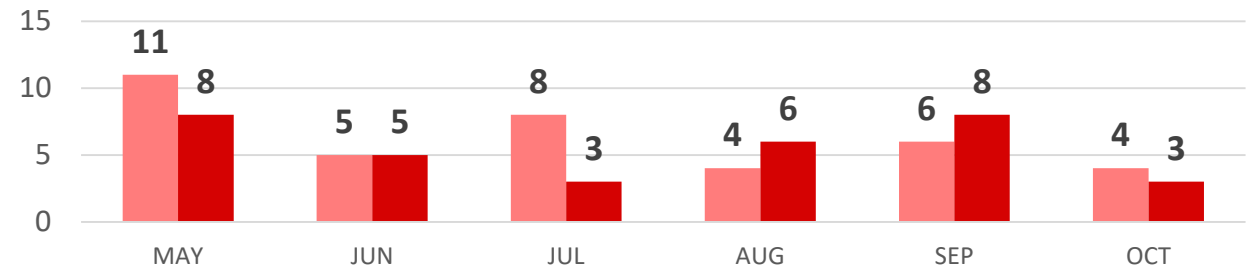
PORTLAND, CITY-WIDE OCTOBER, 2022 CTOs FROM SHELTER

Total Current CTOs



CTO STATISTICS	CTOs in the Month	Medical Restrictions in Month	Current CTOs
Family Shelter	0	0	0
Joe Kreisler	1	0	3
Milestone	0	0	18
Oxford Street Shelter	1	0	64
Florence House	1	0	2
TOTAL	3	0	87

CTOs Issued in the Month



PORTLAND, CITY-WIDE OCTOBER, 2022 HOUSING PLACEMENTS BY TYPE

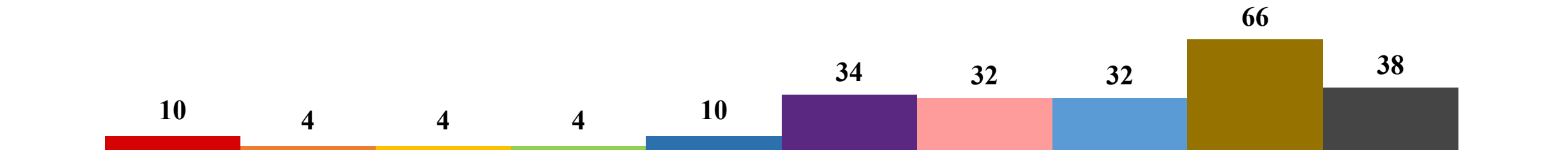
	S+C	BRAP	Recovery Home	Public Housing	STEP	Family Reunification	Sect. 8/HCV	OTHER	GA	No Subsidy
Through These Doors										2
Family Shelter									5	
Joe Kreisler						1			1	
Milestone							2			
Oxford Street (Men)	2*					1	4		5	1
Oxford Street (Women)										1
Florence House								2*		
TOTAL	2					2	6	2	11	4

*Avesta, low income tax credit.

Distribution of Placements in the Month: 27



2022 Placements: 234



PORTLAND, CITY-WIDE OCTOBER, 2022 SHELTER COUNT BY NIGHT

On October: 20

542 individuals

(including families)

were utilizing shelter services in
Portland

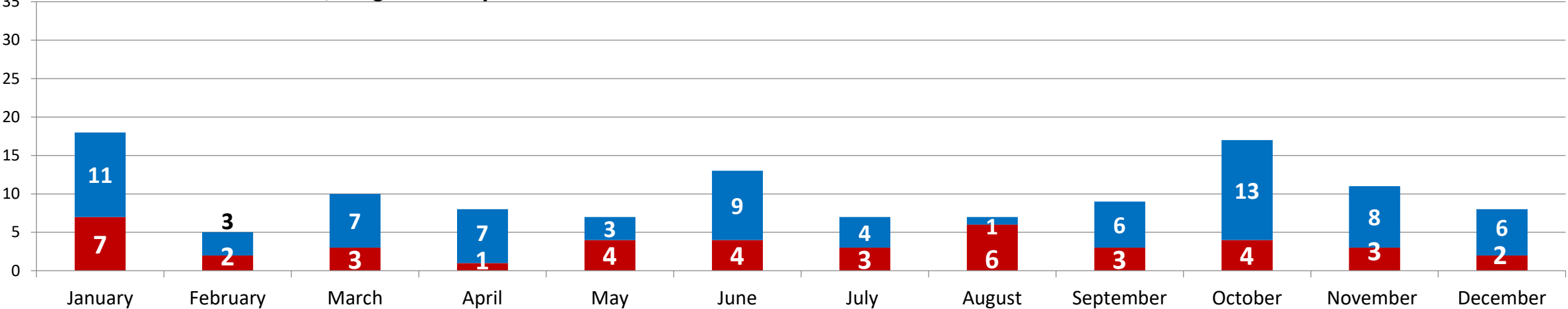
Calendar Day	Through These Doors	Family Shelter	Florence House	Joe Kreisler	Milestone	OSS Beds	FS Warming Center	Total Bed Nights
1	12	69	39	20	35	282	25	482
2	12	69	36	22	35	288	26	488
3	12	69	35	20	36	289	34	495
4	15	69	34	23	40	289	19	489
5	16	74	33	22	36	292	35	508
6	16	74	35	26	31	294	32	508
7	16	77	35	23	35	293	33	512
8	16	77	36	24	35	285	35	508
9	16	77	34	24	36	293	35	515
10	14	77	36	24	35	291	33	510
11	13	77	39	26	35	289	35	514
12	13	83	40	24	36	282	35	513
13	20	81	39	25	37	285	39	526
14	20	81	37	23	36	299	36	532
15	20	82	37	20	36	279	36	510
16	20	82	38	25	36	296	35	532
17	20	82	37	27	38	291	35	530
18	17	87	35	26	39	298	35	537
19	17	92	38	24	37	293	35	536
20	17	92	37	26	38	297	35	542
21	17	88	40	24	37	292	35	533
22	17	86	39	17	32	291	35	517
23	17	86	37	24	33	287	30	514
24	17	84	36	24	36	293	32	522
25	17	87	37	24	33	290	32	520
26	16	89	38	23	37	284	32	519
27	16	89	35	21	36	290	37	524
28	16	89	34	19	39	288	25	510
29	16	89	34	21	38	287	28	513
30	16	89	34	24	31	288	28	510
31	16	89	37	24	37	290	39	532
Total	503	2,536	1,131	719	1,111	8,985	1,016	16,001
Avg/night	16	82	36	23	36	290	33	516
Highest	20	92	40	27	40	299	39	542
Lowest	12	69	33	17	31	279	19	482

OXFORD STREET SHELTER & COMMUNITY OVERFLOW HOUSING PLACEMENT DATA

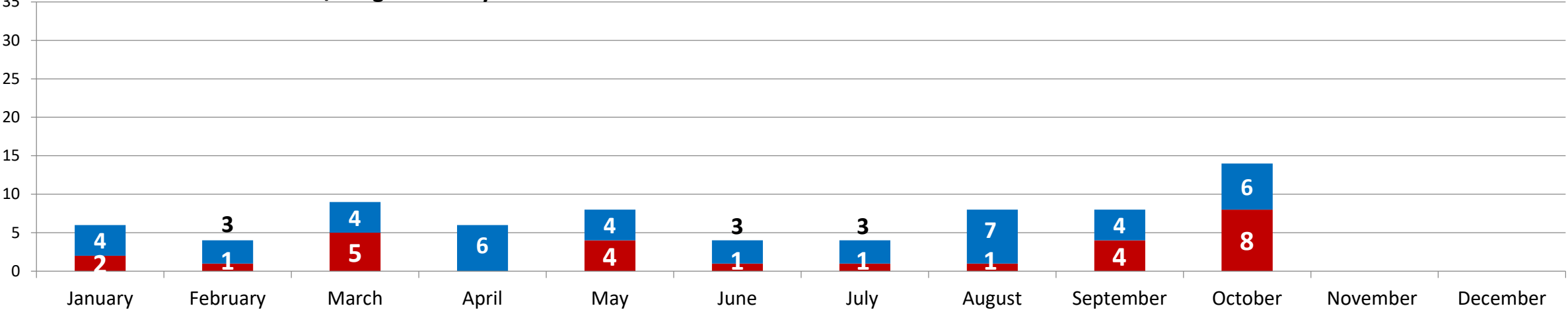
Non-LTS

LTS

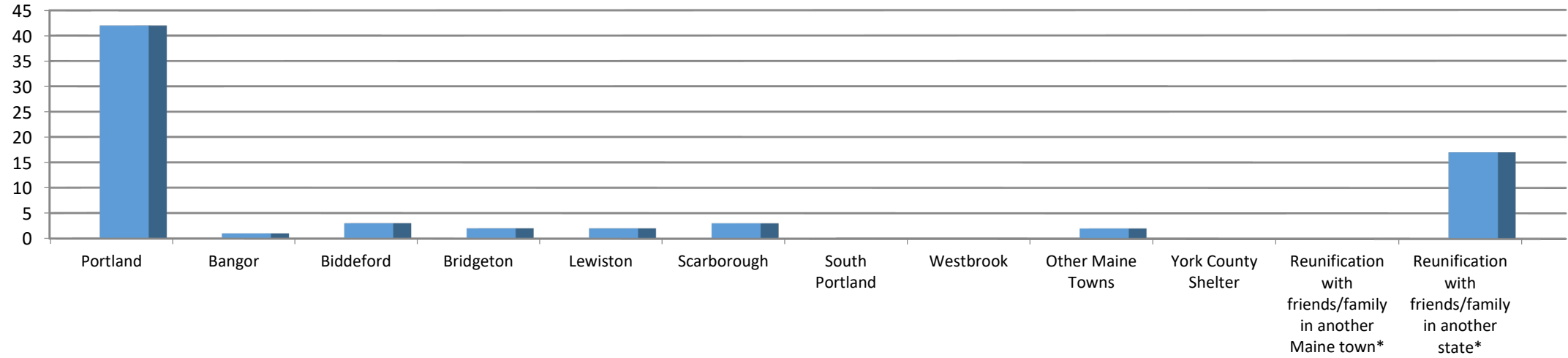
2021 OSS Placements: Non/Long Term Stayer



2022 OSS Placements: Non/Long Term Stayer



OXFORD STREET SHELTER & COMMUNITY OVERFLOW PERMANENT AND TRANSITIONAL 2022 HOUSING PLACEMENT DATA



	Jan	Feb	Mar	Apr	May	Jun	Jul	Aug	Sep	Oct	Nov	Dec	TOTAL	%
TOTAL HOUSING PLACEMENTS	6	4	9	6	8	4	4	8	8	14			72	100%
Portland	5	4	4	2	7	3	3	3	2	9			33	58.3%
Bangor			1										1	1.4%
Biddeford			1				1			1			2	4.2%
Bridgton									2				2	2.8%
Lewiston										1				2.8%
Scarborough				1						2			1	4.2%
South Portland														0.0%
Westbrook														0.0%
Other Maine Towns						1			1				2	2.8%
York County Shelter														0.0%
Reunification with friends/family in another Maine town*														0.0%
Reunification with friends/family in another state*	1		3	3	1			5	3	1			16	23.6%

