



PIMA COUNTY

OFFICE OF THE MEDICAL EXAMINER

Annual Report 2020



TABLE OF CONTENTS

INTRODUCTION	PAGE 5
OVERVIEW	PAGES 5-7
ORGANIZATIONAL CHART	PAGE 8
TOTAL REPORTED DEATHS & CASES	PAGE 9
MEDICAL EXAMINER (ME) CASES	PAGE 9
ME CASES (ALL COUNTIES)	PAGE 10
ME CASES BY AGE (ALL COUNTIES)	PAGE 10
ME CASES BY MANNER (ALL COUNTIES)	PAGE 11
ME CASES BY MANNER (PIMA COUNTY)	PAGE 11
HOMICIDE DEATHS (ALL COUNTIES)	PAGE 12
HOMICIDE DEATHS 2010-2019	PAGE 12
HOMICIDE DEATHS BY AGE	PAGE 12
HOMICIDE DEATHS BY SEX	PAGE 13
HOMICIDE DEATHS BY CAUSE	PAGE 13
ACCIDENT DEATHS (ALL COUNTIES)	PAGE 14
ACCIDENT DEATHS BY AGE	PAGE 14
ACCIDENT DEATHS BY SEX	PAGE 14
ACCIDENT DEATHS BY CAUSE	PAGE 15
ACCIDENT DEATHS BY CAUSE 2016-2020	PAGE 15
SUICIDE DEATHS (ALL COUNTIES)	PAGE 16
SUICIDE DEATHS BY AGE	PAGE 16
SUICIDE DEATHS BY SEX	PAGE 16
SUICIDE DEATHS BY CAUSE	PAGE 17
SUICIDE DEATHS BY CAUSE 2016-2020	PAGE 17
NATURAL DEATHS (ALL COUNTIES)	PAGE 18
NATURAL DEATHS BY AGE	PAGE 18
NATURAL DEATHS BY SEX	PAGE 18
NATURAL DEATHS BY CAUSE	PAGE 19
UNDETERMINED MANNER OF DEATH (ALL COUNTIES)	PAGE 20
UNDETERMINED MANNER BY AGE	PAGE 20
UNDETERMINED MANNER BY SEX	PAGE 20
UNDETERMINED MANNER BY CAUSE	PAGE 21

OVERDOSE DEATHS (ALL COUNTIES*) **PAGE 22**

***IF YOU WANT PIMA COUNTY ONLY, GO TO PAGE 57**

OVERDOSE DEATHS 2011-2020	PAGE 22
OVERDOSE DEATHS BY AGE	PAGE 23
OVERDOSE DEATHS BY SEX	PAGE 23
OVERDOSE DEATHS BY MANNER	PAGE 24
SELECT DRUGS BY YEAR 2013-2020	PAGE 24
OVERDOSE DEATHS BY DRUG	PAGE 25

MOTOR VEHICLE RELATED FATALITIES (ALL COUNTIES) **PAGE 26**

MOTOR VEHICLE FATALITIES 2011-2020	PAGE 26
MOTOR VEHICLE FATALITIES BY AGE	PAGE 26
MOTOR VEHICLE FATALITIES BY SEX	PAGE 27
MOTOR VEHICLE FATALITIES BY TYPE	PAGE 27

W.H. BIRKBY FORENSIC ANTHROPOLOGY LABORATORY **PAGE 28**

FA EXAMS BY NUMBER 2011-2020	PAGE 28
FA EXAMS BY CONDITION OF REMAINS	PAGE 29
FA EXAMS BY TYPE	PAGE 29

UNDOCUMENTED BORDER CROSSER (UBC) REMAINS **PAGE 30**

RECOVERIES BY CY2000–2020	PAGE 31
RECOVERIES BY FEDFY2000–2020	PAGE 31
RECOVERIES BY MONTH 2020	PAGE 32
RECOVERIES BY MONTH 2000-2020	PAGE 32
RECOVERIES BY AGE 2020	PAGE 33
RECOVERIES BY AGE 2000-2020	PAGE 33
CONDITION OF REMAINS 2020	PAGE 34
CONDITION OF REMAINS 2000-2020	PAGE 34
POOLED CONDITION OF REMAINS 2000-2020	PAGE 35
RECOVERIES BY SEX 2020	PAGE 35
RECOVERIES BY SEX 2000-2020	PAGE 36
RECOVERIES BY CAUSE 2020	PAGE 36
RECOVERIES BY CAUSE 2000-2020	PAGE 37
RECOVERIES BY NATIONALITY 2020	PAGE 37
RECOVERIES BY NATIONALITY 2000-2020	PAGE 38
IDENTIFIED v UNIDENTIFIED UBC RECOVERIES	PAGE 38
METHODS OF IDENTIFICATION 2000-2020	PAGE 39

DEATHS BY COUNTY – MEDICAL EXAMINER*		PAGE 40
PIMA COUNTY		PAGES 40 - 68
HOMICIDE DEATHS	PAGE 44	
ACCIDENT DEATHS	PAGE 47	
SUICIDE DEATHS	PAGE 50	
NATURAL DEATHS	PAGE 53	
UNDETERMINED DEATHS	PAGE 55	
OVERDOSE DEATHS	PAGE 57	
MOTOR VEHICLE DEATHS	PAGE 62	
HEAT RELATED DEATHS	PAGE 64	
INDIGENT INTERMENT	PAGE 66	
HOMELESS DECEDENTS	PAGE 69	
COCHISE COUNTY		PAGES 71 – 91
GRAHAM COUNTY		PAGES 92 – 96
LA PAZ COUNTY		PAGES 97 - 101
SANTA CRUZ COUNTY		PAGES 102 - 106

***MEDICAL EXAMINER COUNTIES – PIMA COUNTY SERVES AS APPOINTED MEDICAL EXAMINER**

DEATHS BY COUNTY – NON-MEDICAL EXAMINER*		PAGE 107
APACHE COUNTY		PAGES 107 - 109
GILA COUNTY		PAGES 110 - 112
GREENLEE COUNTY		PAGES 113 - 115
NAVAJO COUNTY		PAGES 116 - 118
PINAL COUNTY		PAGES 119 - 121
YUMA COUNTY		PAGES 122 - 124

***NON-MEDICAL EXAMINER COUNTIES – PIMA COUNTY PERFORMS EXAMINATIONS ON FEE-FOR-SERVICE BASIS BUT DOES NOT SERVE AS APPOINTED MEDICAL EXAMINER FOR THESE COUNTIES**

INTRODUCTION

The Pima County Office of the Medical Examiner (PCOME) investigates any death in Pima County that is sudden, violent, unexpected, or in which the cause of death is unknown. The PCOME also serves as the Medical Examiner (ME) for Cochise, Graham, La Paz and Santa Cruz Counties and performs examinations as needed for five additional counties. In 2020 there were 13,461* deaths in Pima County; of these 3,920 (29%) were reported to the PCOME for investigation. This annual report consists of four main sections. The first is an overview of the activities and notable events of the office over the course of the report year. The second is a statistical review of the types of all cases processed by the office regardless of the county of death. The third is a breakdown of certain death classifications for the five counties for which the PCOME is the appointed medical examiner. The fourth is a breakdown of certain death classifications for deaths reported to the PCOME from counties in which the PCOME is not the appointed medical examiner.

OVERVIEW

The PCOME was fully accredited by the National Association of Medical Examiners (NAME) following a two-day inspection in October 2011. This accreditation was effective from October 24, 2011 through October 24, 2016 and required annual accreditation verifications. The office was re-inspected in January 2017 and received continued full accreditation valid through October 25, 2021. NAME accredited offices represent the highest quality of death investigation systems. There are 95 fully and provisionally accredited Medical Examiner's Offices across the United States. The PCOME has the distinction of being one of two fully accredited offices in Arizona.

Reportable Deaths

Arizona Revised Statute §11-593 delineates ten circumstances in which a death is reportable to the PCOME.

1. Death when not under the current care of a health care provider as defined pursuant to section 36-301.
2. Death resulting from violence.
3. Unexpected or unexplained death.
4. Death of a person in a custodial agency as defined in section 13-4401.
5. Unexpected or unexplained death of an infant or child.
6. Death occurring in a suspicious, unusual or non-natural manner, including death from an accident believed to be related to the deceased's occupation or employment.
7. Death occurring as a result of anesthetic or surgical procedures.
8. Death suspected to be caused by a previously unreported or undiagnosed disease that constitutes a threat to public safety.
9. Death involving unidentifiable bodies.

*Total registered deaths in Pima County – residents and non-residents

Pima County Office Of The Medical Examiner – Annual Report 2020

Investigations

Our 11 medical investigators processed 3,920 reports of deaths from Pima County and 725 reports from 11 additional Arizona counties in 2020. Jurisdiction was declined in 2,095 of these cases. A total of 2,295 decedents were transported to the PCOME for examination or storage in 2020.

Examinations

Pima County forensic pathologists and anthropologists performed 1,524 autopsies, 588 external examinations, 430 death certifications, 242 anthropologic examinations, and reviewed 8,803 death certificates for cremation authorization in 2020.

Education, Training and Activities

1) *Medicolegal Death Investigators*

Calendar year 2012 saw a transition from the term Forensic Medical Investigator (FMI) to Medicolegal Death Investigator (MDI) for our 11 MDIs in keeping with national norms. Seven MDIs, our MDI Supervisor, and Administrative Supervisor are certified by the American Board of Medicolegal Death Investigators to provide competent medicolegal death investigations. PCOME Forensic Pathologists lecture to the MDIs on varying topics monthly (barring COVID restrictions). In accordance with our MDI quality assurance and performance improvement program, 10% of reports are reviewed by a pathologist monthly and 10% of reports are peer reviewed quarterly.

2) *Community education, presentations and media interviews*

The PCOME receives numerous requests from various groups, organizations, individuals and schools for presentations regarding a host of forensic issues annually. Not all requests can be honored due to time and personnel constraints, but examples of educational activities include but are not limited to: presentations at local primary and secondary schools; lectures at various institutions and departments at the University of Arizona; presentations and tours for humanitarian organizations; and the teaching of a 3-credit-hour death investigation class at Pima Community College. The Chief Medical Examiner recorded 165 media interviews, emails and phone calls over the calendar year.

3) *University of Arizona College of Medicine, Department of Pathology and School of Anthropology*

PCOME Forensic Pathologists hold clinical appointments with the Department of Pathology at the University of Arizona, College of Medicine, where they are involved with pathology resident and medical student teaching. Four pathology residents and three medical students rotated through the PCOME for month-long rotations in 2020. Funded by the Department of Pathology, the PCOME began a Forensic Pathology training program in 2016; the only such training program offered in Arizona. Our Forensic Anthropologists hold academic appointments at the University of Arizona did not accept interns in 2020 secondary to COVID.

Pima County Office Of The Medical Examiner – Annual Report 2020

Law Enforcement and Legal System

The availability of our pathologists to assist or advise law enforcement personnel in their investigations and the legal system in its proceedings is an important function of the PCOME. Involvement of the PCOME in the legal system generally consists of pretrial interviews, depositions and courtroom testimony. In 2020, the office's seven forensic pathologists and three anthropologists participated in a number of virtual interviews, depositions and one jury trial. Throughput of cases through the legal system was severely curtailed in 2020 secondary to the pandemic.

Organ and Tissue Donation

Pursuant to A.R.S §36-861, the PCOME refers death notifications to, and partners with, Donor Network of Arizona (DNAZ) and other associated tissue research agencies for the coordination and procurement of anatomic gifts. The importance of supporting the efforts of the organ and tissue transplant and research communities in Arizona cannot be understated. Anatomic gifts can be life saving for organ and tissue recipients and these donations are always in short supply. The authorization for the procurement of organs was granted in 100% of cases. The PCOME has long been the state leader in percentage of release on tissue and ocular cases and 2020 was no different. The release of tissues and corneas was granted over 95% of the time.

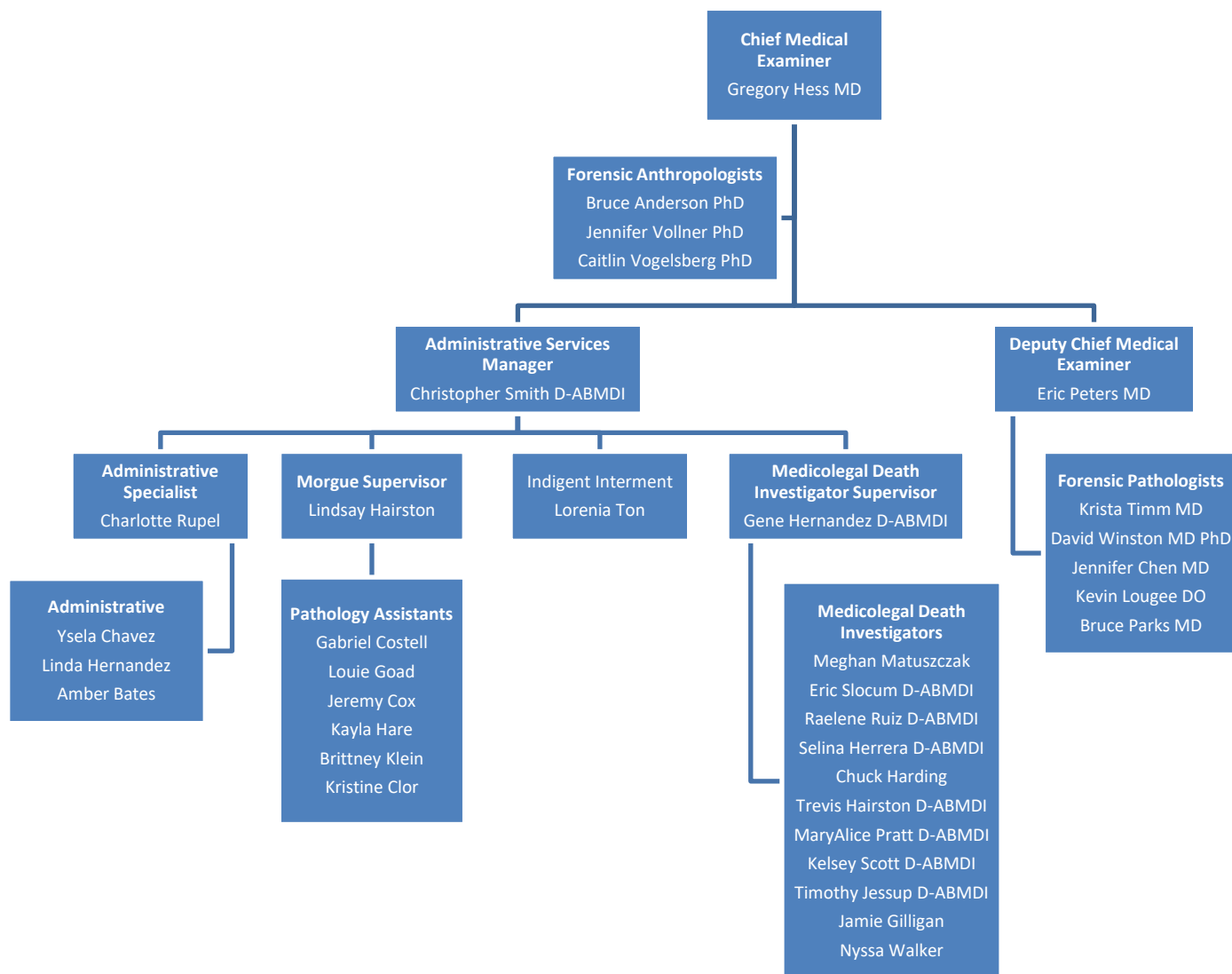
Organ Donations with PCOME Involvement 2020

Heart	Lungs	Liver	Kidneys	Pancreas	Sm. Intestine	Total
13	24	29	69	7	1	143

Tissue Donation with PCOME Involvement 2020

Tissue	Heart	Ocular
127	58	49

Pima County Office Of The Medical Examiner – Annual Report 2020

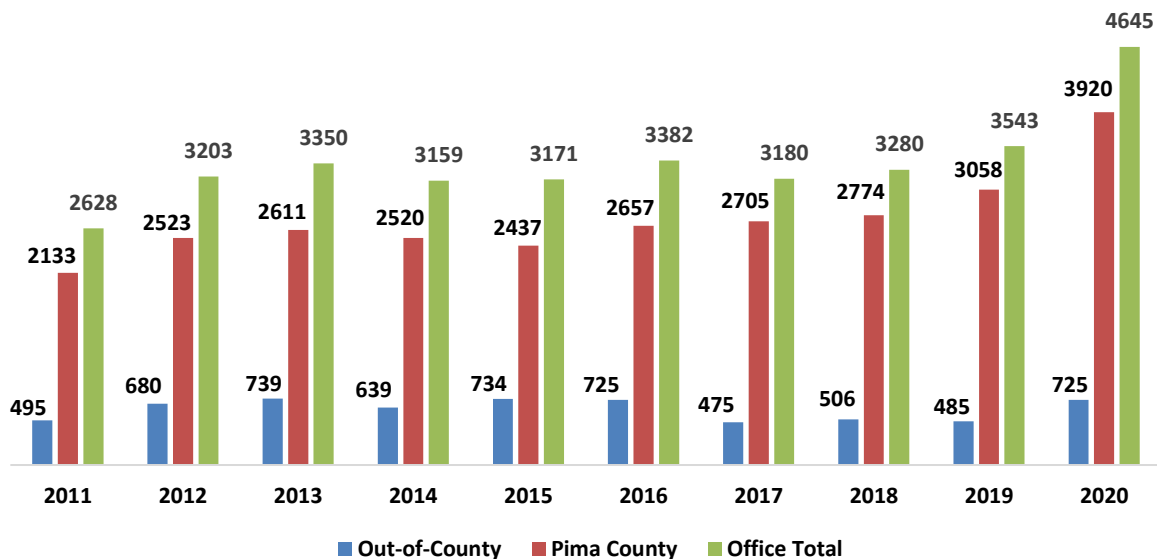


OFFICE OF THE MEDICAL EXAMINER ORGANIZATIONAL CHART AS OF DECEMBER 31, 2020

TOTAL REPORTED DEATHS & CASES

The total cases handled by the PCOME in a given year are the sum of the ME cases (autopsies, external examinations, and death certificate cases), cases in which jurisdiction was declined, and the number of cases stored at our facility during the calendar year (storage cases). “All Counties” includes cases reported to the PCOME from Apache (35), Cochise (370), Gila (15), Graham (49), Greenlee (8), La Paz (85), Maricopa (3), Navajo (44), Pinal (6), Santa Cruz (99) and Yuma (11) counties in addition to Pima County (3,920).

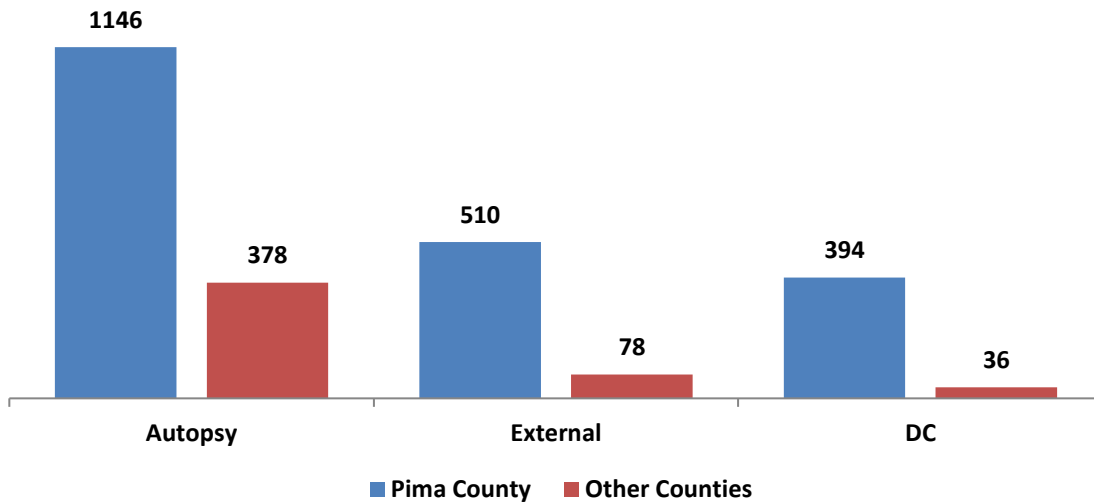
Total Reported Deaths 2011 - 2020



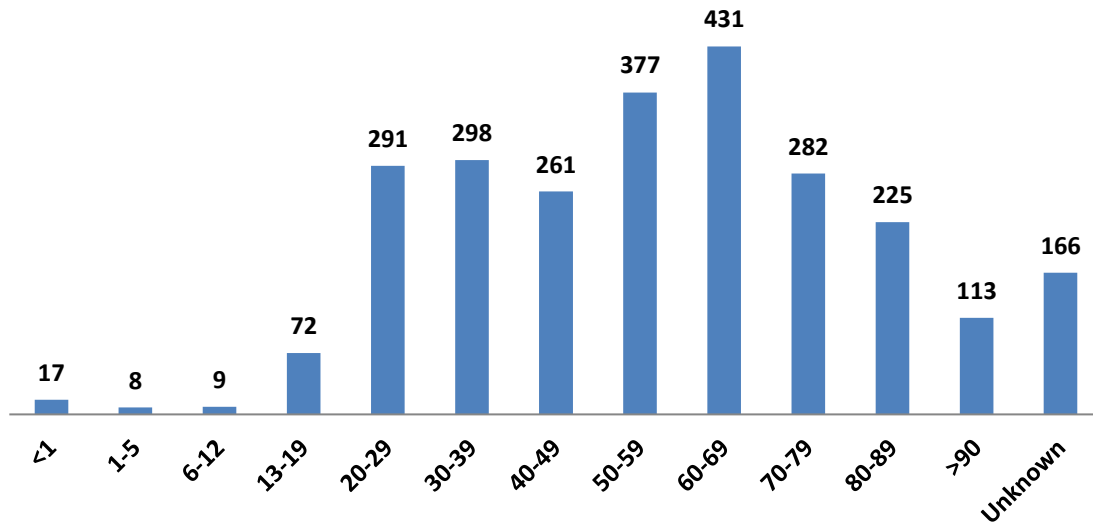
MEDICAL EXAMINER CASES

The PCOME considers all cases in which the cause and manner of death are determined by this office as “medical examiner cases.” Those cases include autopsies, external examinations and death certificate (DC) cases. Autopsies are examinations where a decedent is examined both externally and internally for evidence of injury or natural disease which may have caused or contributed to the individual’s death. External examinations consist of an external examination of the body without the internal examination. A DC case involves review of the medical records, law enforcement reports and any other information that may be necessary to determine the cause and manner of death without physical examination of the decedent. In 2020, for Pima and all other counties listed above, 1,524 autopsies (60% of total deaths certified (TDC)), 588 external examinations (23% TDC) and 430 DC cases (17% TDC) were performed or certified at the PCOME. Pima County alone accounted for 1,146 autopsies, 510 external examinations and 394 DC cases.

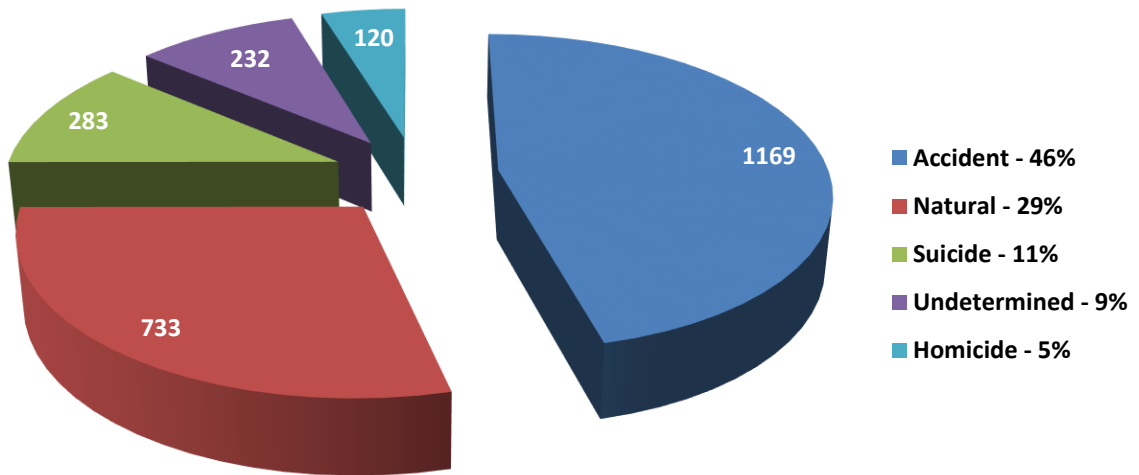
2020 Medical Examiner Cases



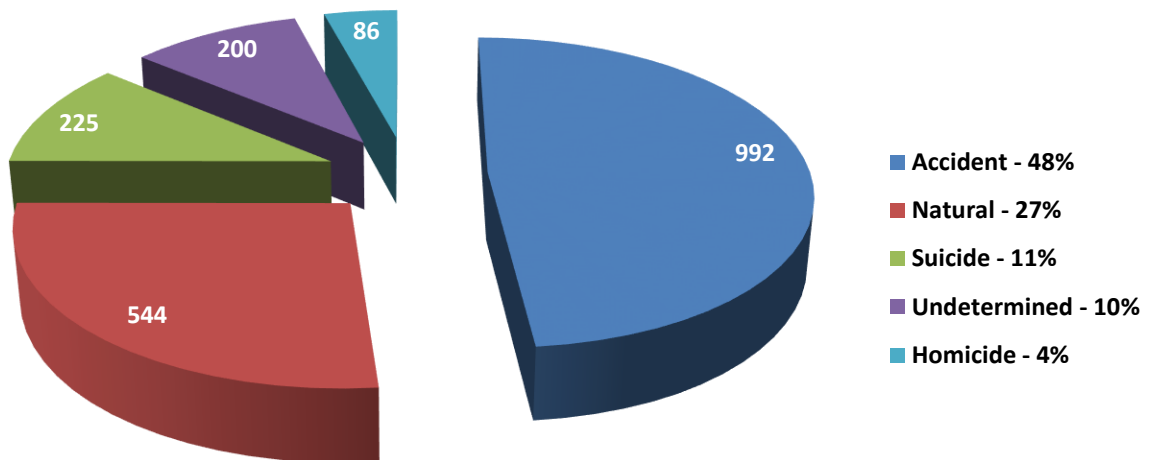
Medical Examiner Cases by Age - 2020



ME Cases (all counties) by Manner of Death - 2020



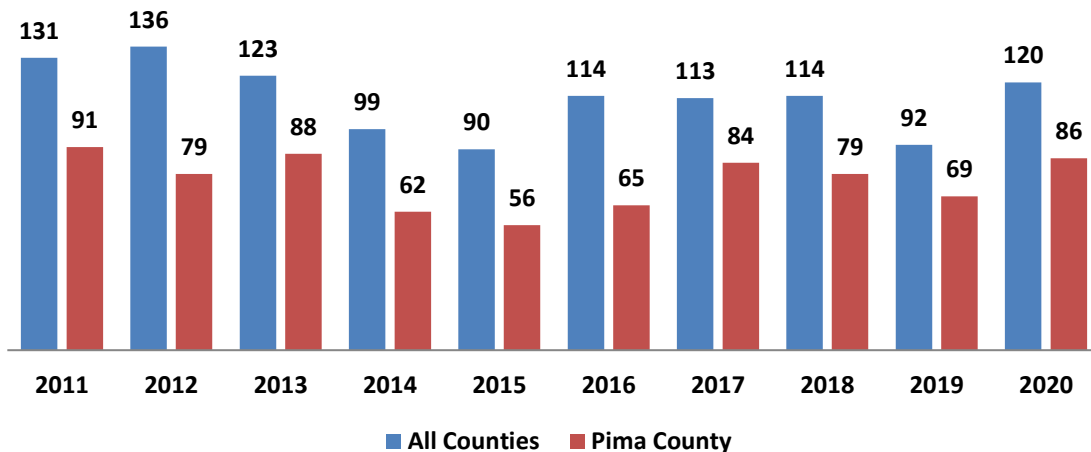
ME Cases (Pima only) by Manner of Death - 2020



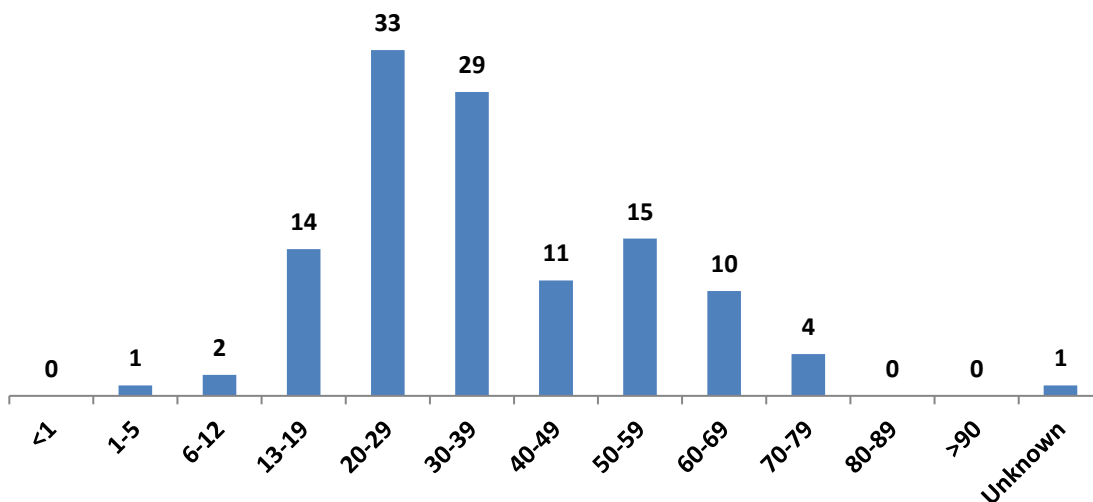
HOMICIDE DEATHS

The PCOME certified 120 deaths as homicide in 2020, 86 from Pima County and 34 from other counties. Homicide totals from 2011 – 2020 are compared below. Homicide victims were most frequently male (81%), between 20-29 years of age (28%) and died as the result of firearms (72%).

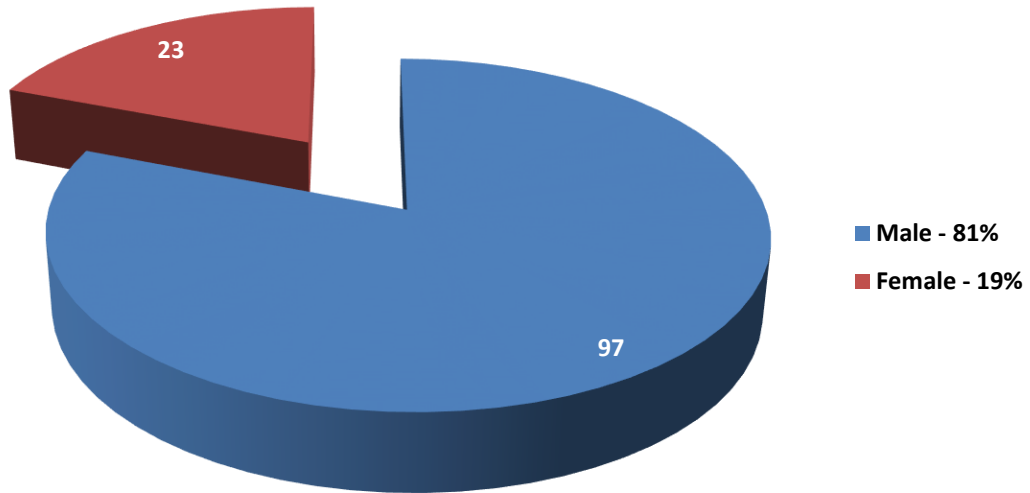
Homicide Deaths 2011 - 2020



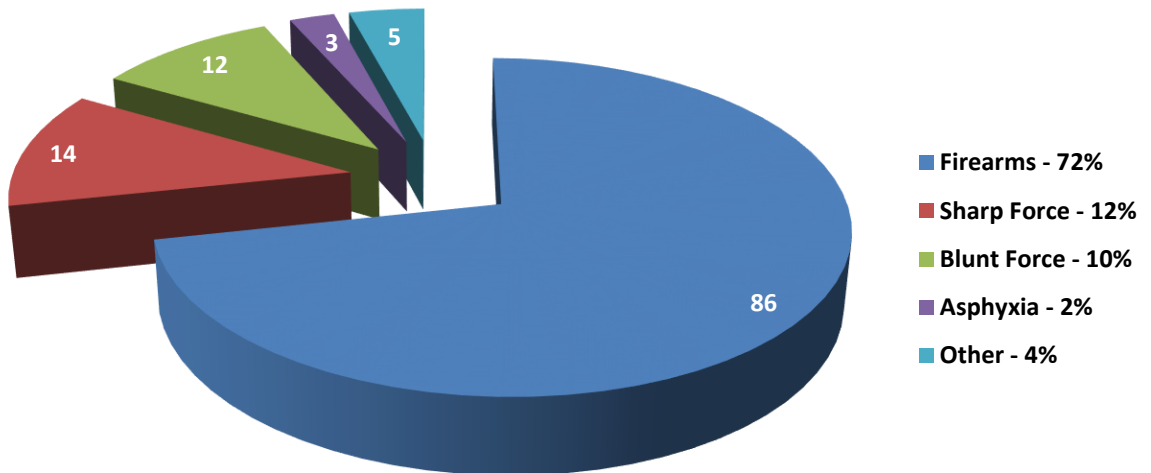
Homicide Deaths by Age 2020



Homicide Deaths by Sex 2020



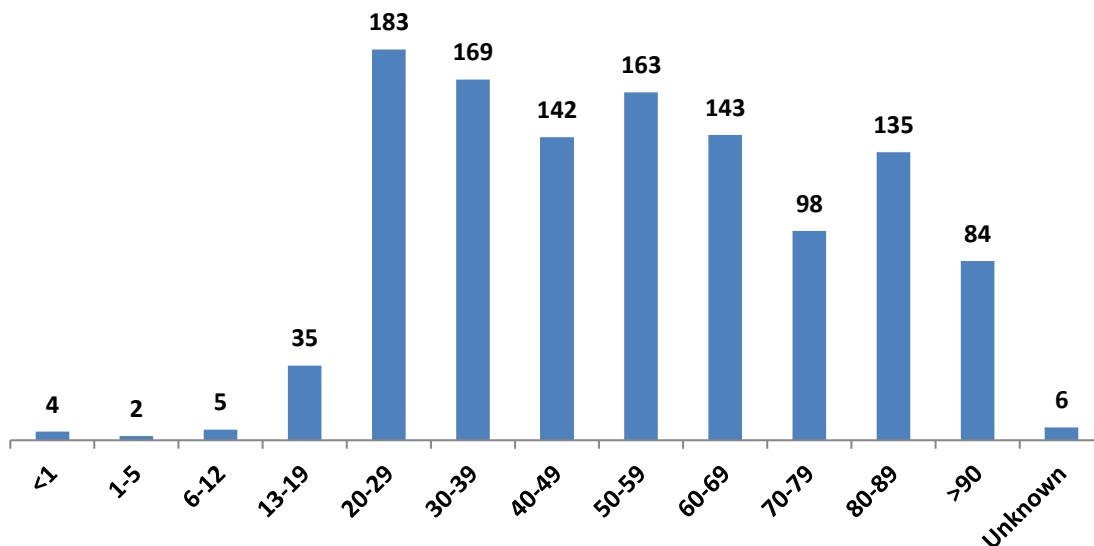
Homicide Deaths by Cause 2020



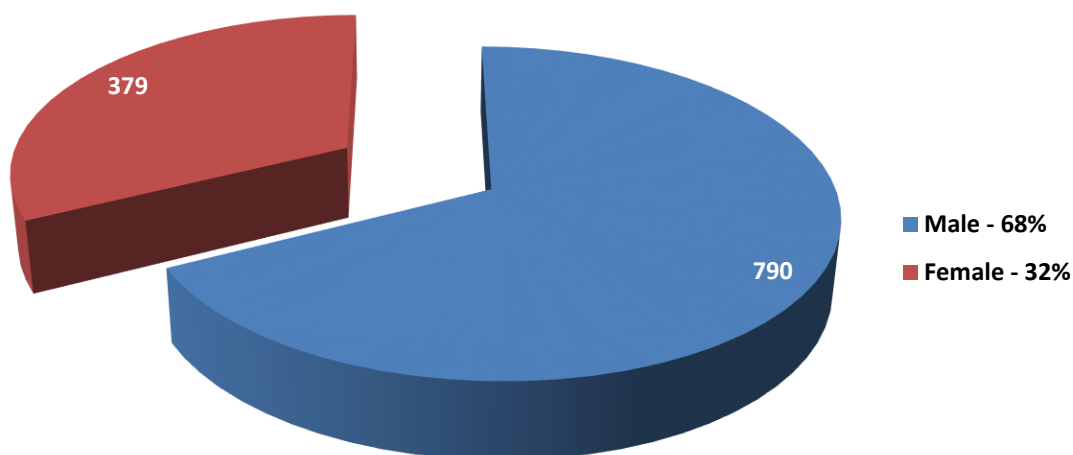
ACCIDENT DEATHS

Deaths due to accidents accounted for 46% of the ME deaths investigated by the PCOME in 2020. Accident victims were most frequently males (68%), between 20-29 years of age (16%) and died as the result of an overdose (43%).

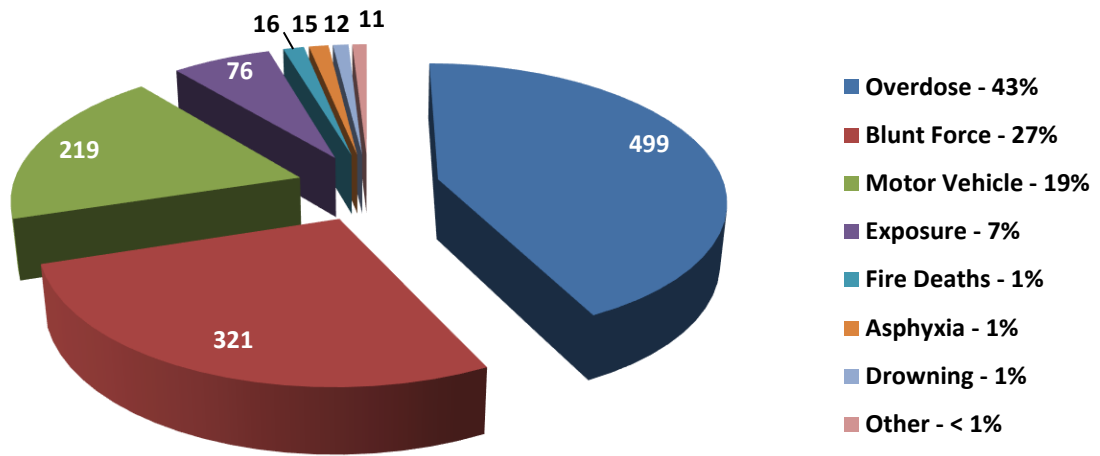
Accident Deaths by Age 2020



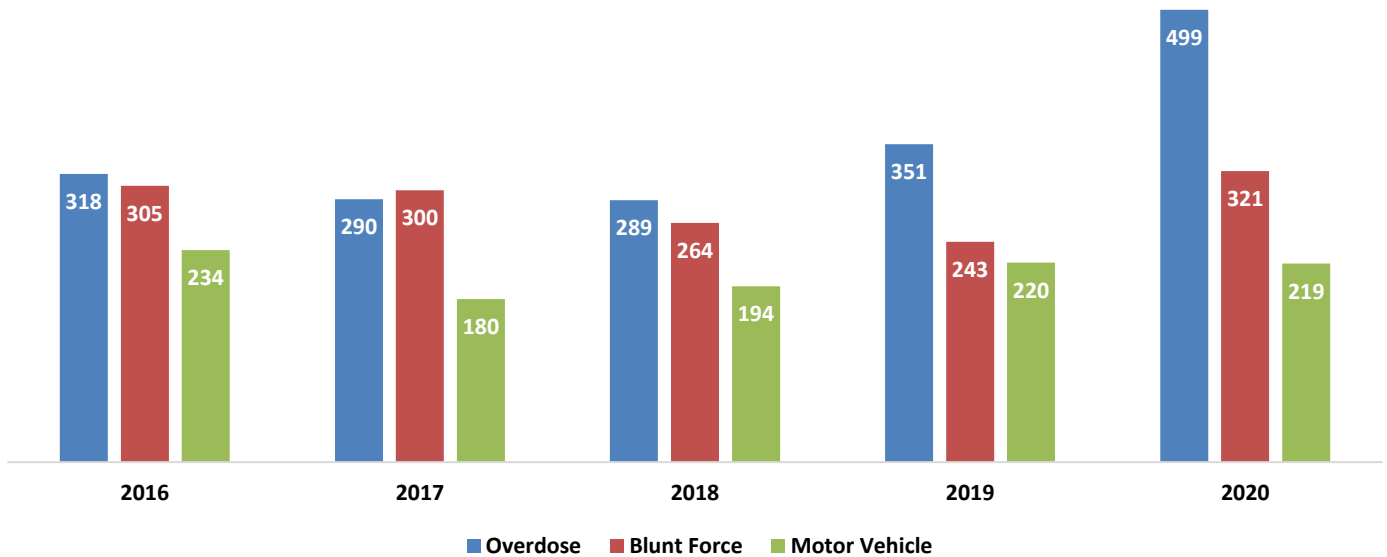
Accident Deaths by Sex 2020



Accident Deaths by Cause 2020



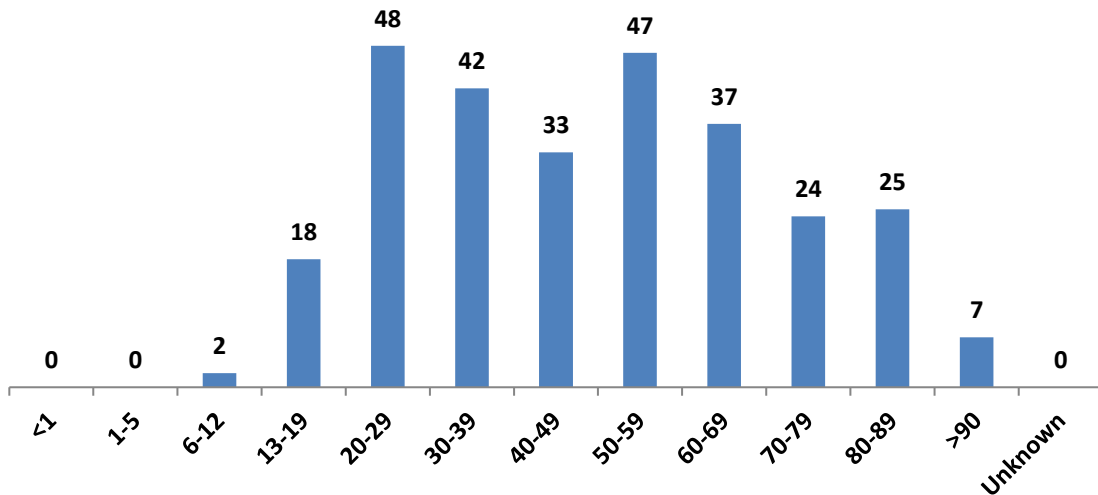
Accident Death by Cause (Top 3) 2016 - 2020



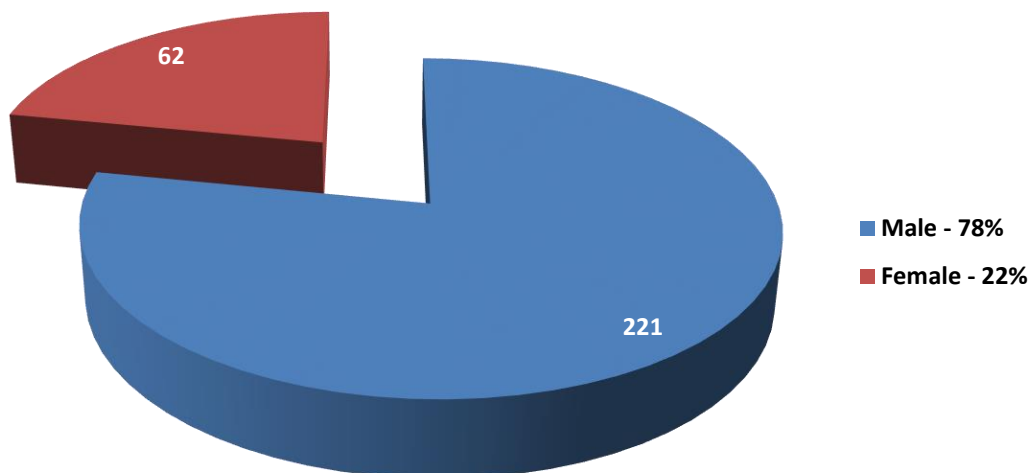
SUICIDE DEATHS

Suicide deaths accounted for 11% of the ME deaths investigated by the PCOME in 2020. Suicide victims were most frequently males (78%), between 20-29 years of age (17%) and died as the result of firearms (61%).

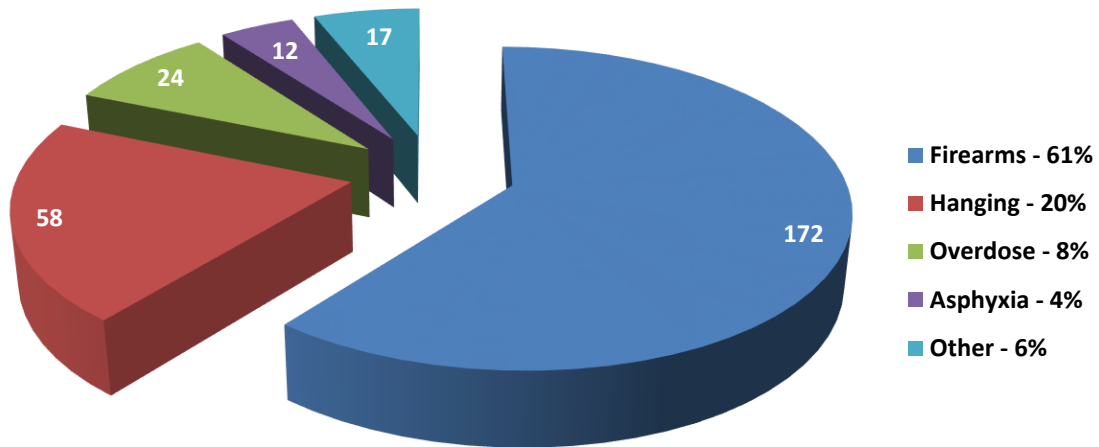
Suicide Deaths by Age 2020



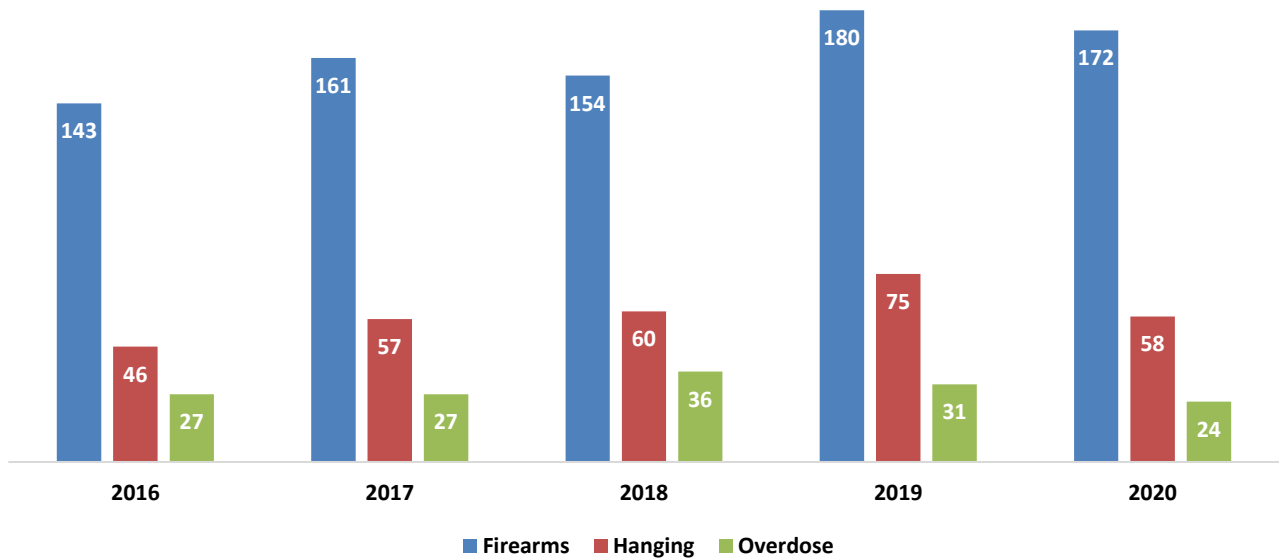
Suicide Deaths by Sex 2020



Suicide Deaths by Cause 2020



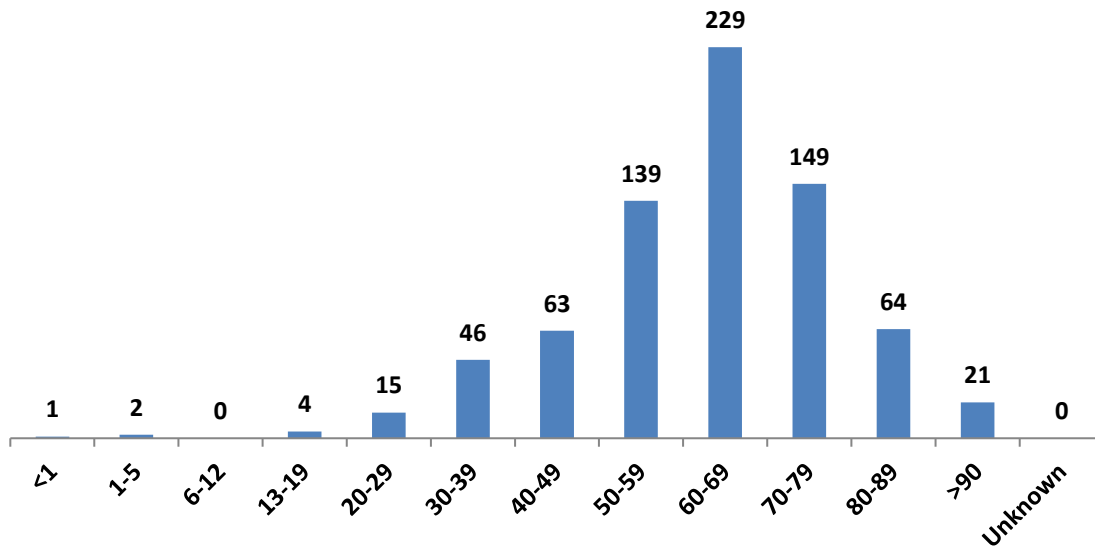
Suicide Deaths by Cause (Top 3) 2016 - 2020



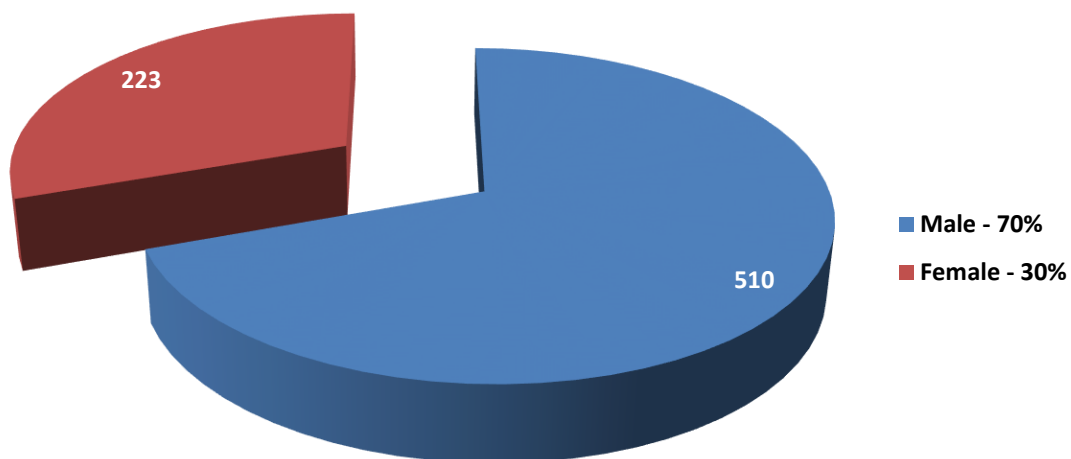
NATURAL DEATHS

Natural deaths accounted for 29% of the ME deaths investigated by the PCOME in 2020. Individuals who died from natural causes were most frequently males (70%), between 60-69 years of age (31%) and died as the result of cardiovascular disease (52%).

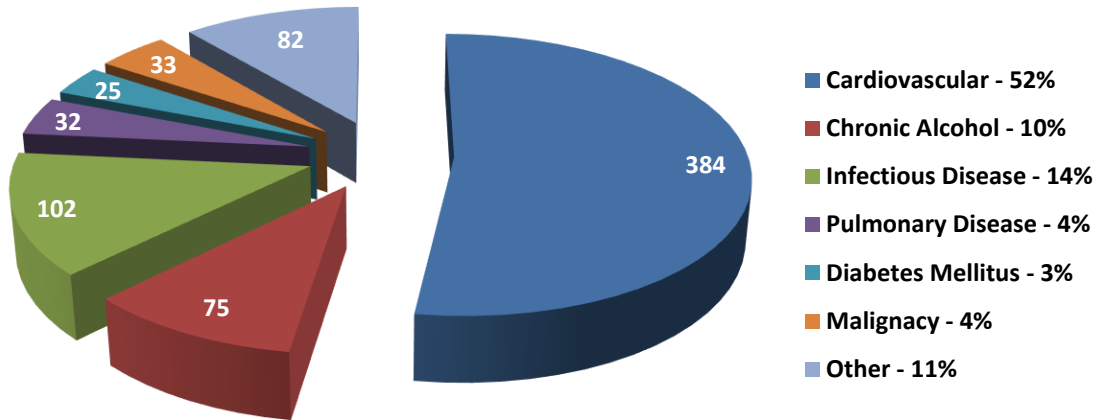
Natural Deaths by Age 2020



Natural Deaths by Sex 2020



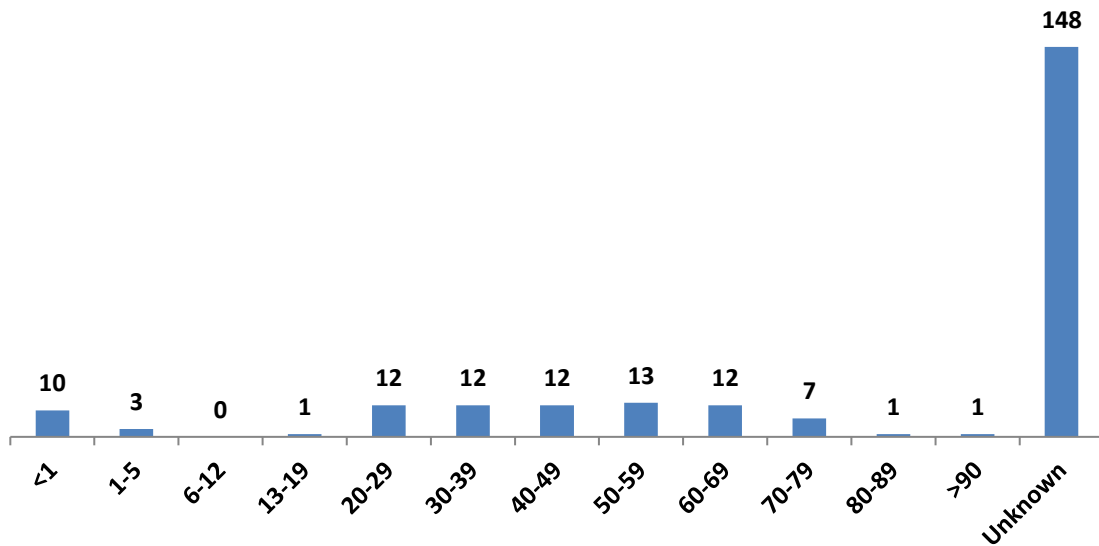
Natural Deaths by Cause 2020



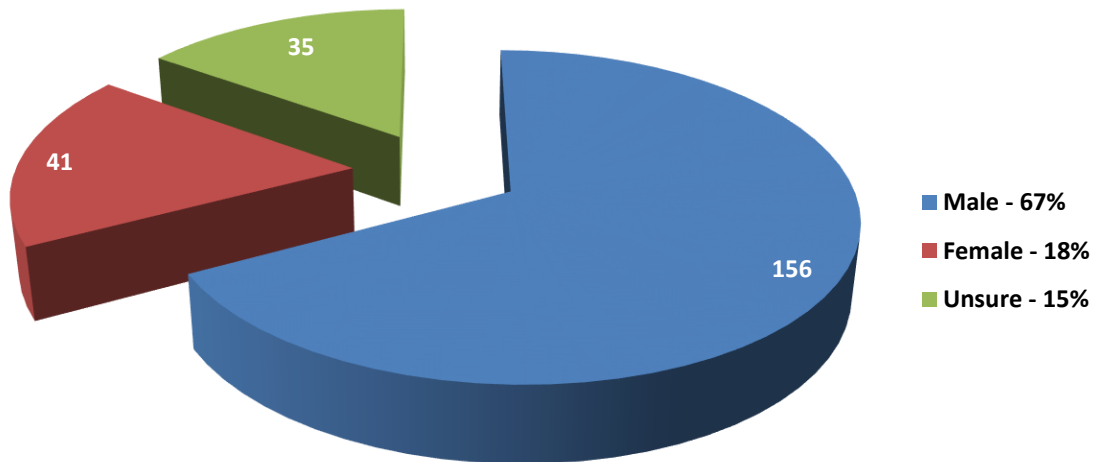
UNDETERMINED MANNER OF DEATH

Deaths in which the manner of death was undetermined accounted for 9% of the ME deaths investigated by the PCOME in 2020. Individuals who died with an undetermined manner were most frequently males (67%), of unknown age (64%) and died from undetermined causes (89%). Many of these deaths represent skeletal remains of undocumented border crossers who died in the deserts of southern Arizona.

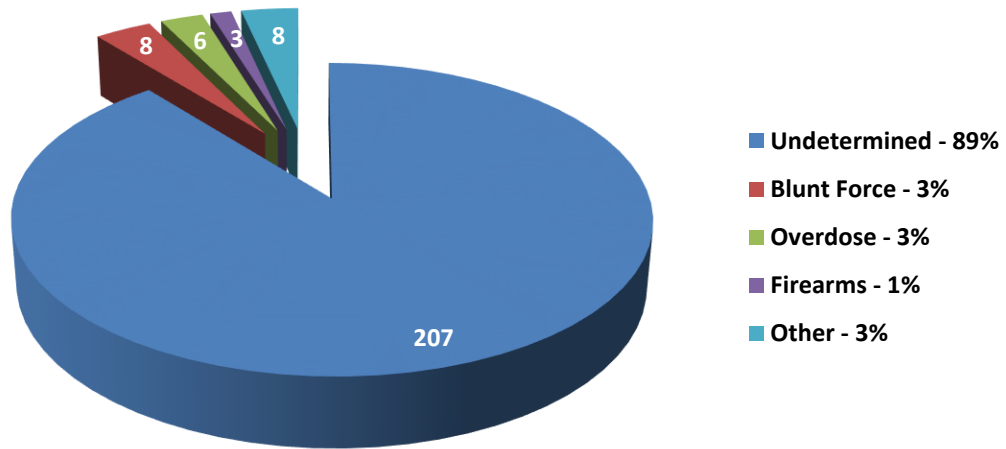
Undetermined Manner of Death by Age 2020



Undetermined Manner of Death by Sex 2020



Undetermined Manner of Death by Cause 2020



OVERDOSE DEATHS

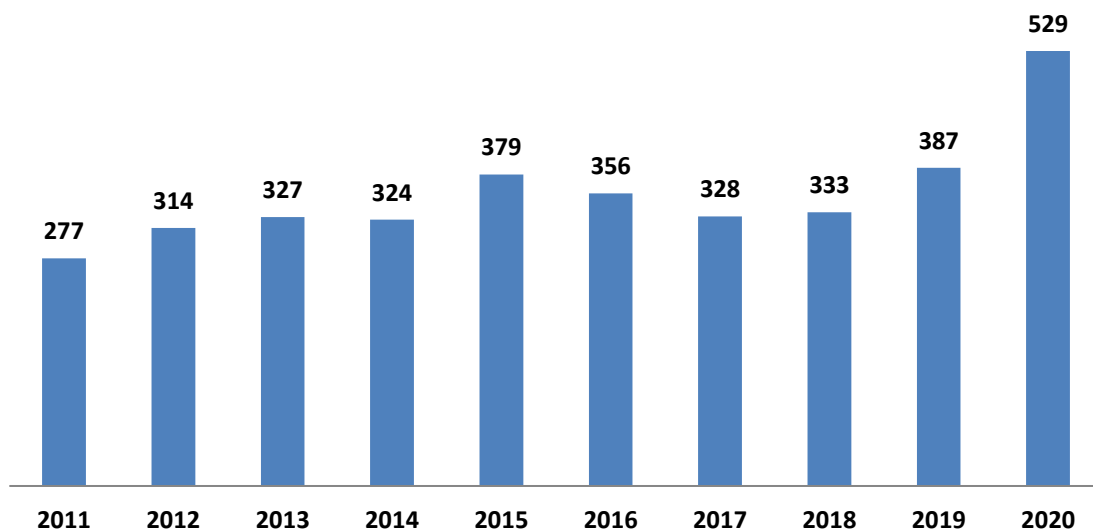
There were 529 deaths attributed to an overdose of either a single drug (273 deaths, 52%) or a combination of drugs (256 deaths, 48%) in 2020. Overdose deaths commonly involved males (71%) between the ages of 30-39 (23%). The majority of these deaths were classified as accidents (94%). Over the last ten years, overdose deaths certified by the PCOME increased 91% from 277 deaths in 2011 to 529 deaths in 2020.

Opiate drugs (heroin, oxycodone, methadone, hydrocodone, morphine, oxymorphone, hydromorphone, tramadol, opiate unspecified) and fentanyl (a synthetic opioid narcotic) contributed to the majority of overdose deaths (364 deaths, 69%), either as a single drug or as a component of a poly-drug overdose. Fentanyl was the most commonly abused illicit drug contributing to death in 2020 followed by methamphetamine.

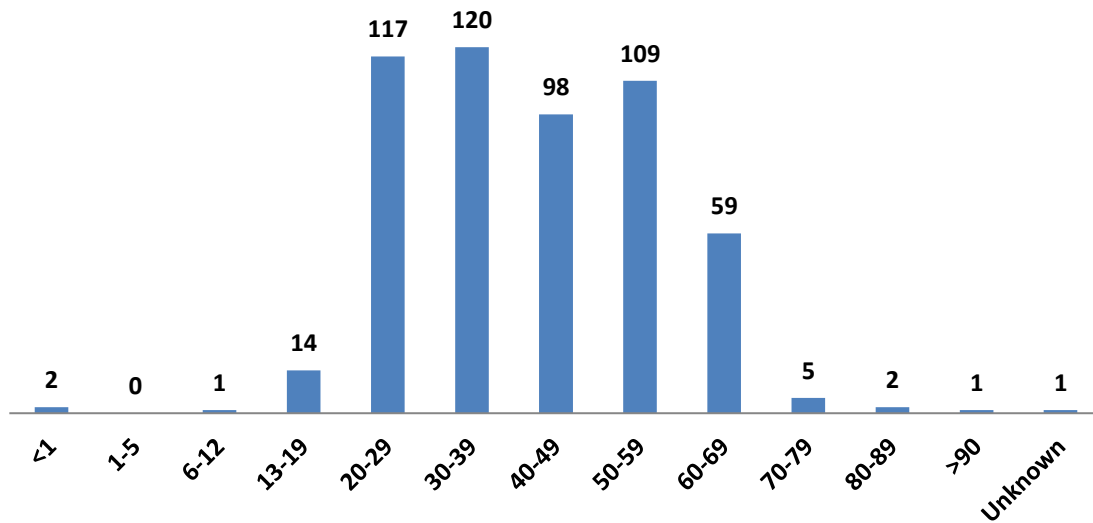
The number of heroin deaths is likely underreported as heroin is rapidly metabolized to morphine by the body and if the metabolite indicative for heroin (6-monoacetylmorphine) is not present on the toxicology report these deaths may be classified as either morphine intoxication or opiate intoxication.

Fentanyl related deaths continued to increase (3300% increase) from a low of 7 deaths in 2014 to 238 deaths in 2020. Fentanyl related deaths increased 133% in one year from 102 in 2019 to 238 related deaths in 2020.

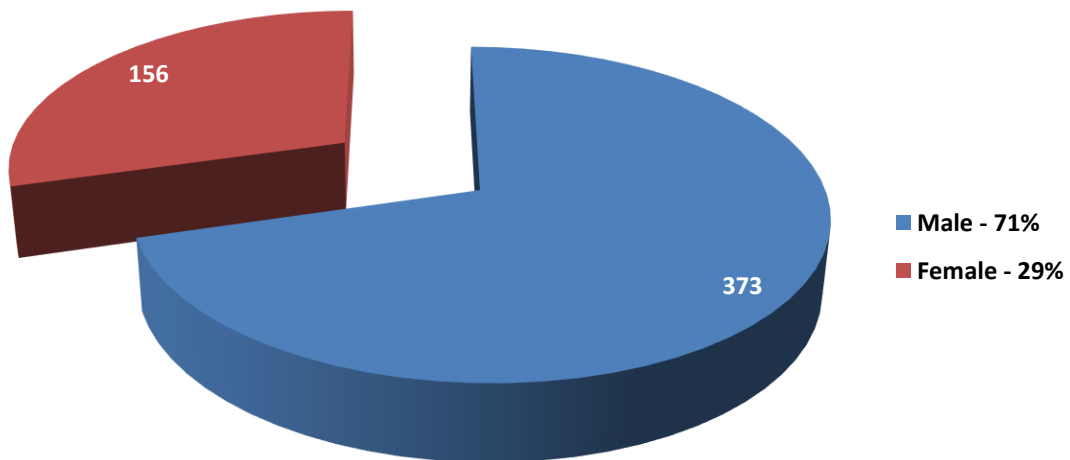
Overdose Deaths 2011 - 2020



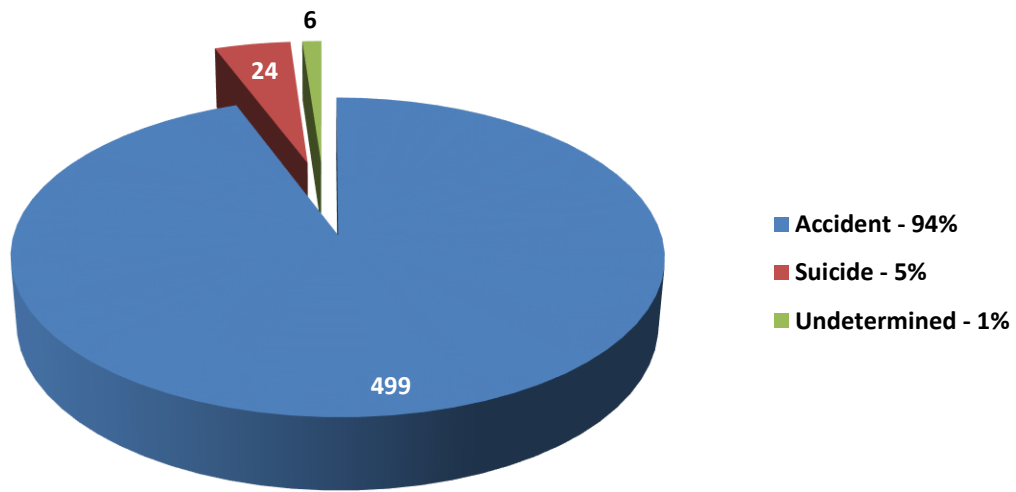
Overdose Deaths by Age 2020



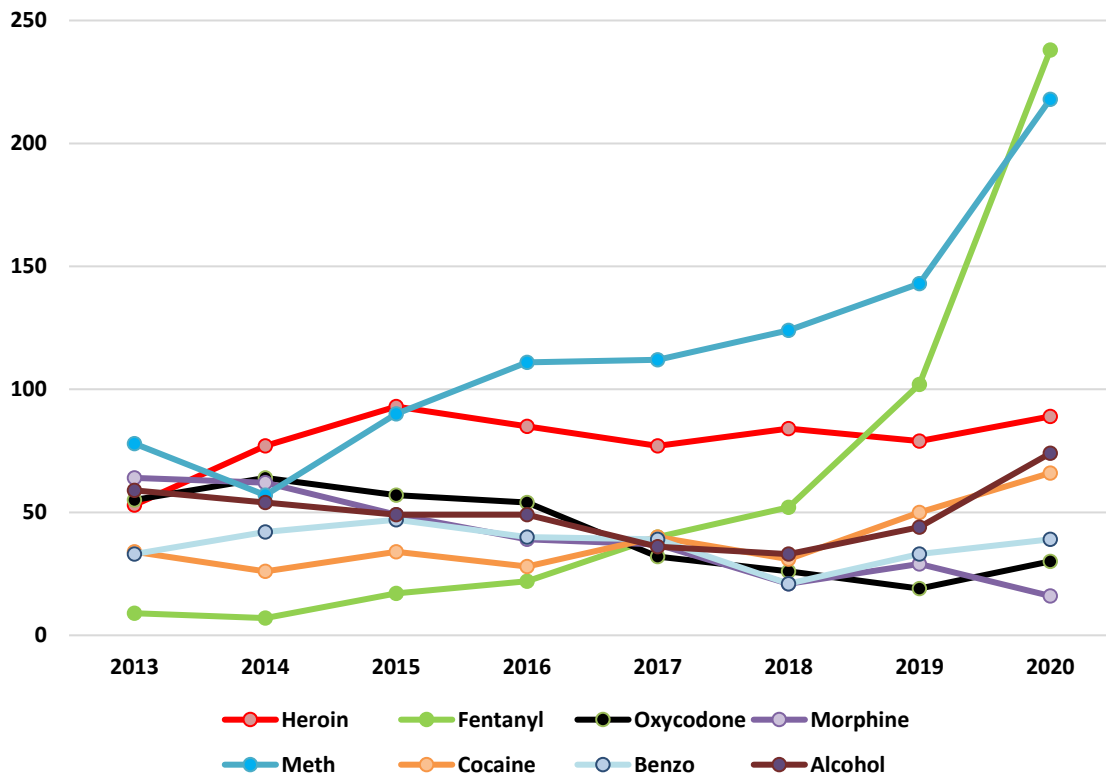
Overdose Deaths by Sex 2020



Overdose Deaths by Manner 2020

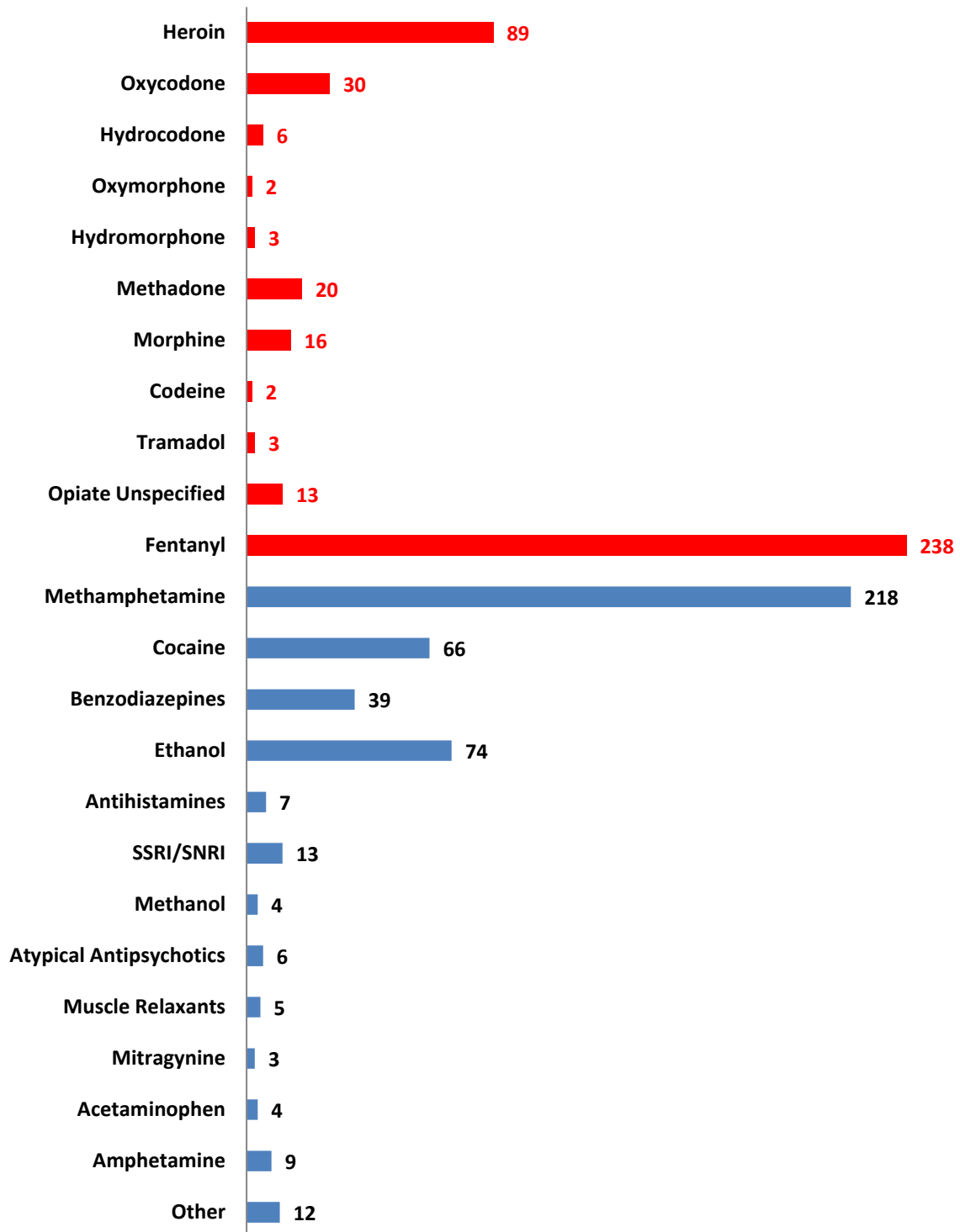


Select Drugs by Year 2013 - 2020



Overdose Deaths by Drug 2020

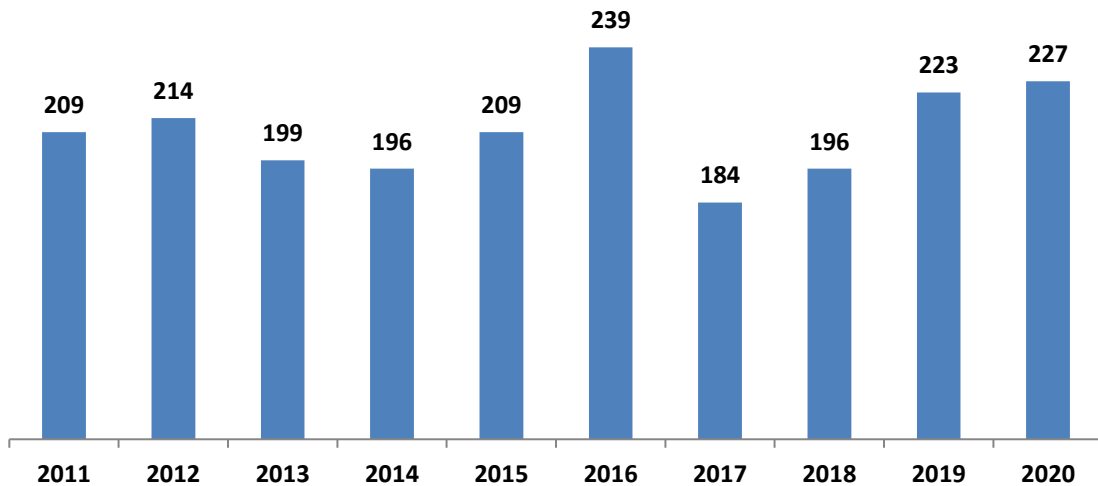
Opiate compounds are **red**



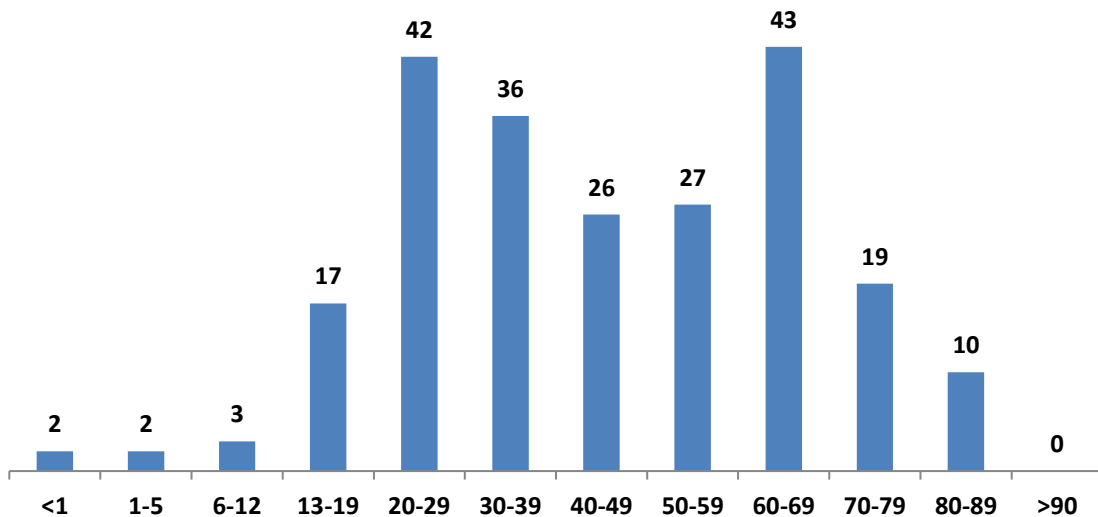
MOTOR VEHICLE RELATED FATALITIES

Motor vehicle related fatalities accounted for 227 total deaths in 2020. The majority, 113 deaths, were occupants of a motor vehicle involved in an accident (MVA). Of the remaining, 34 were motorcycle accidents (MCA), 73 were pedestrians or bicyclists struck by vehicles and 7 involved all-terrain vehicles (ATV). Individuals who died from motor vehicle related fatalities were most frequently males (74%) and between 60-69 years of age (19%).

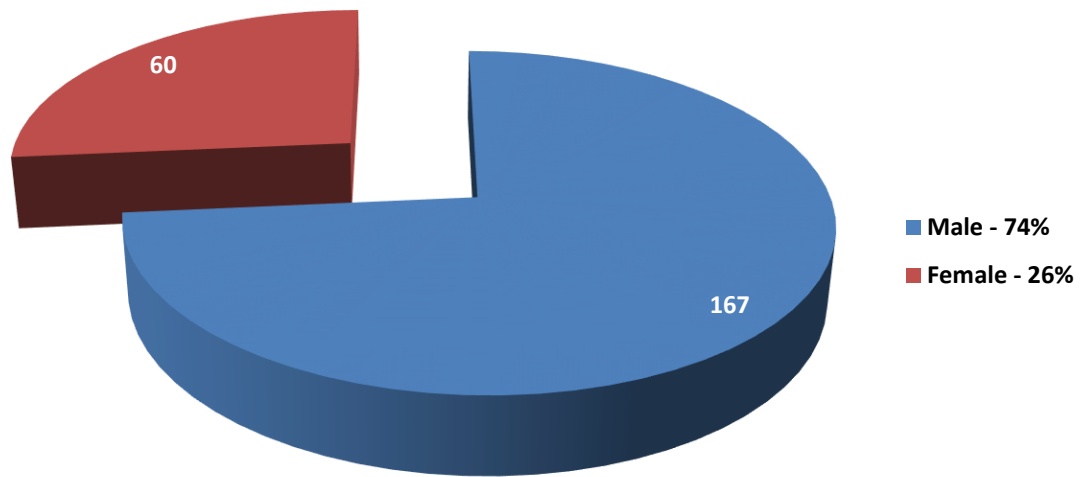
Motor Vehicle Fatalities by Year 2011 - 2020



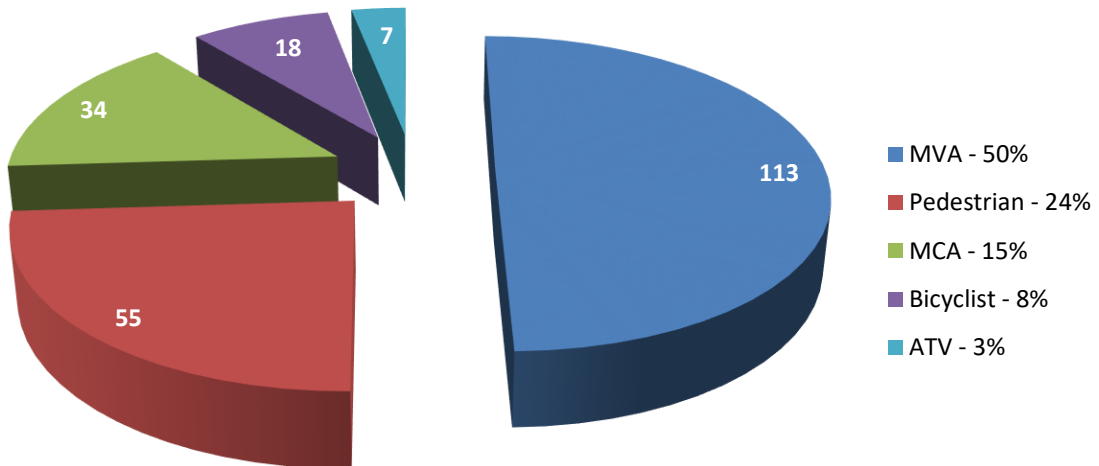
Motor Vehicle Fatalities by Age 2020



Motor Vehicle Fatalities by Sex 2020



Motor Vehicle Fatalities by Type 2020





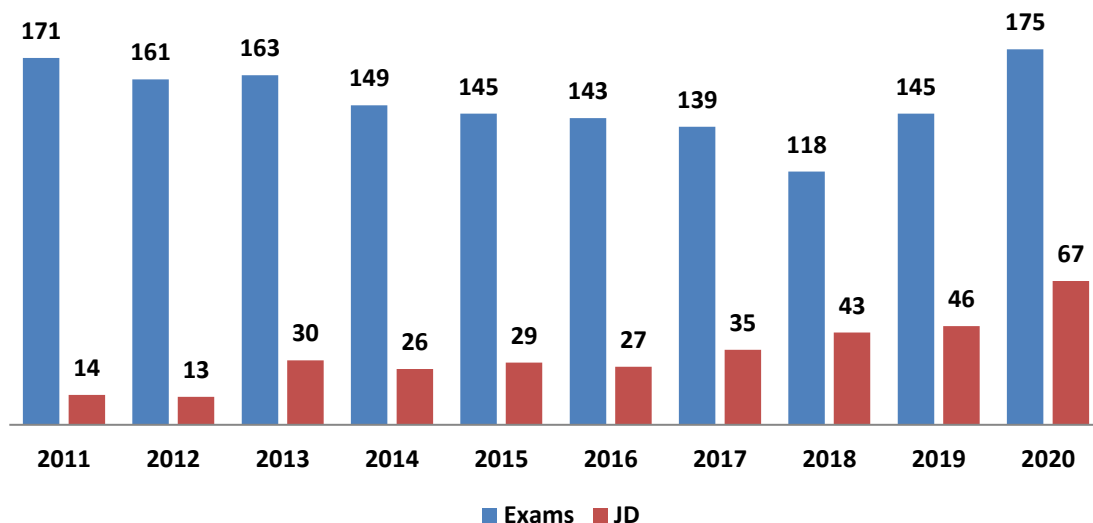
W.H. BIRKBY FORENSIC ANTHROPOLOGY LABORATORY

Forensic Anthropologists at the W.H. Birkby Forensic Anthropology Laboratory within the PCOME performed 175 examinations (biological profiles, trauma evaluations, dental examinations and examinations for identification) in 2020 on human remains of forensic significance. An additional 67 examinations were performed on remains ultimately deemed non-human, prehistoric or otherwise not forensically significant and these remains were classified as jurisdiction declined (JD) cases.

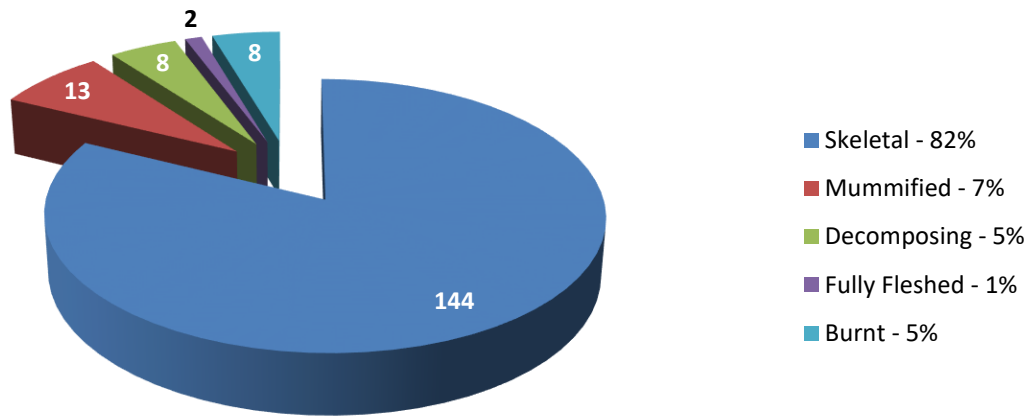
The extent of postmortem decomposition of a particular set of remains is important when performing a Forensic Anthropology (FA) examination. Remains examined by Forensic Anthropologists were categorized as minimally decomposed, decomposing, mummified, skeletal or burnt. In 2020, skeletal remains comprised 82% of FA examinations. Five main types of exams are performed: biologic profiles, dental examinations, trauma evaluations, comparisons to antemortem information and field activities.

Biological profiles refer to charting, measurements, descriptions, radiographs and photographs taken to estimate sex, age, ancestry, stature and postmortem interval of a set of remains. Dental examinations entail charting, descriptions, radiographs and photographs in an effort to preserve dental information. Trauma examinations entail charting, measurements, descriptions, radiographs and photographs to characterize the nature of an injury, implement used to cause injury to the bone, age of injury, etc. Comparisons are evaluation of postmortem distinctive skeletal characteristics or dental information to antemortem information for purposes of identification. Field activities are exhumations or other excursions from the office to assist local law enforcement with the recovery of remains. It is common for a particular set of remains to receive more than one type of examination.

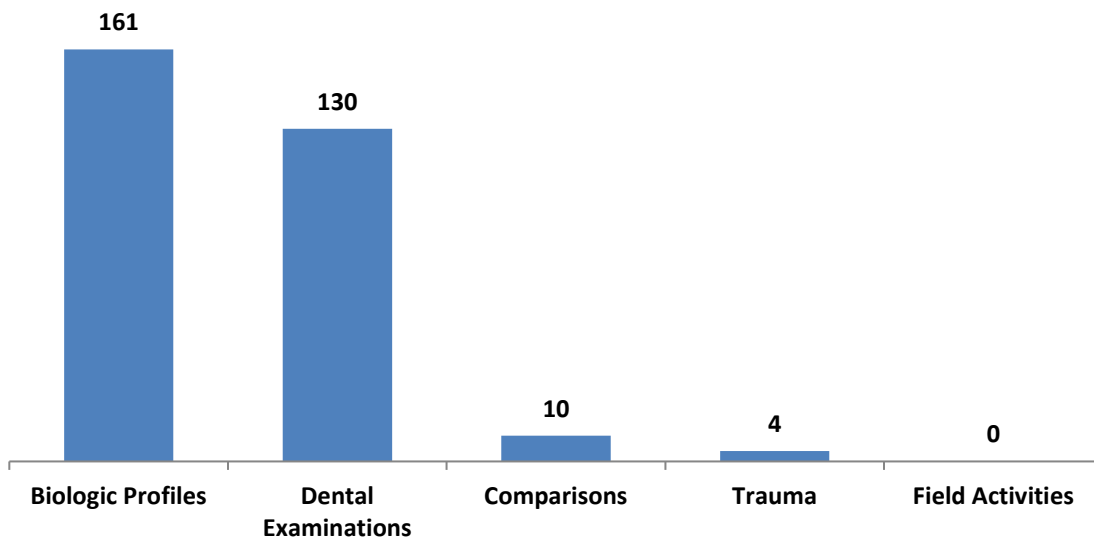
Number of FA Exams 2011 - 2020



FA Exam by Condition of Remains 2020



FA Examination by Type 2020



UNDOCUMENTED BORDER CROSSER (UBC) REMAINS

The term ‘UBC’ refers to foreign nationals who die attempting to cross the southern Arizona desert without permission from the United States government. Calendar year (CY) 2010 saw the highest number of UBC recoveries (222) recorded at the PCOME as compared to the annual average (164 recoveries per year on average from 2002 - 2020). The PCOME has received 3,275 recovered remains of suspected UBCs since 2000. The recoveries per year are adjusted annually to account for the association of remains found months or years apart later discovered to be that of the same individual.

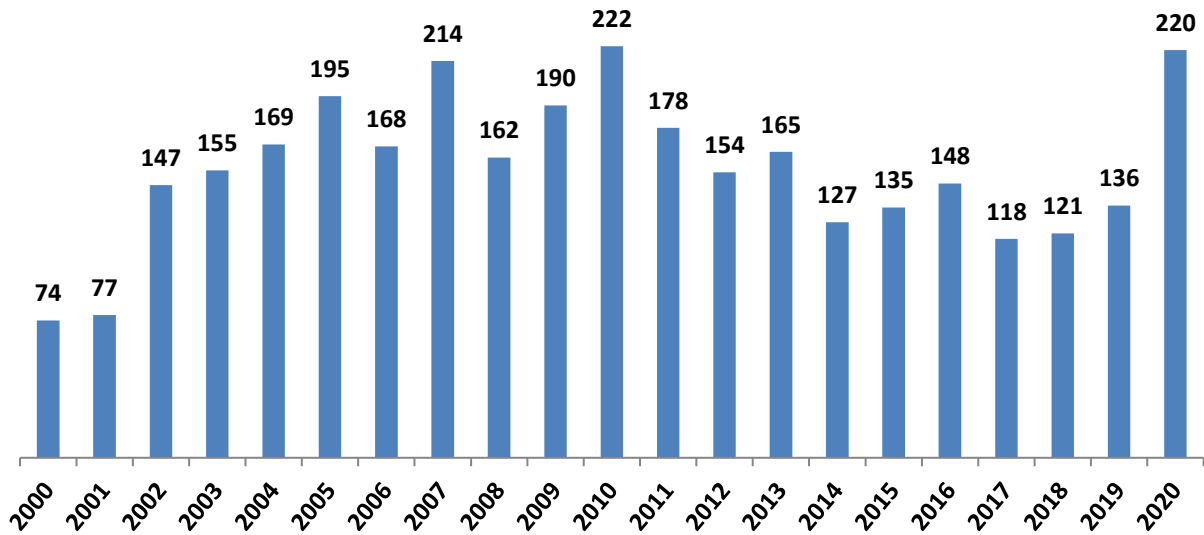
There were 220 UBC recoveries in calendar year 2020. Of the decedents who were identified, 71% (51 decedents) were between 20-39 years of age. Additionally, 75% (164) of the recovered remains, identified or unidentified, were males, 8% (18) were females and in 17% (38) the sex was unable to be determined at the time of the writing of this report.

Since the exact date and time of death of found remains are often unknown, PCOME staff determine a ‘postmortem interval (PMI)’, which is an assessment of what period of time elapsed from death to recovery of the remains. A 1-8 body condition scale was developed in 2013 to provide a more objective measure of the PMI. The PMI is an estimate and therefore subject to error. The PMIs for the body condition categories are listed following the Condition of Recovered UBC Remains table on page 34 of this report. In 2020, 39 remains (condition 1) were found within less than a day of death (18%), 47 remains (conditions 2-4) were found with a few days up to a few weeks from death (21%), and skeletal remains (body conditions 5-7) accounted for 134 (61%) of the recovered remains.

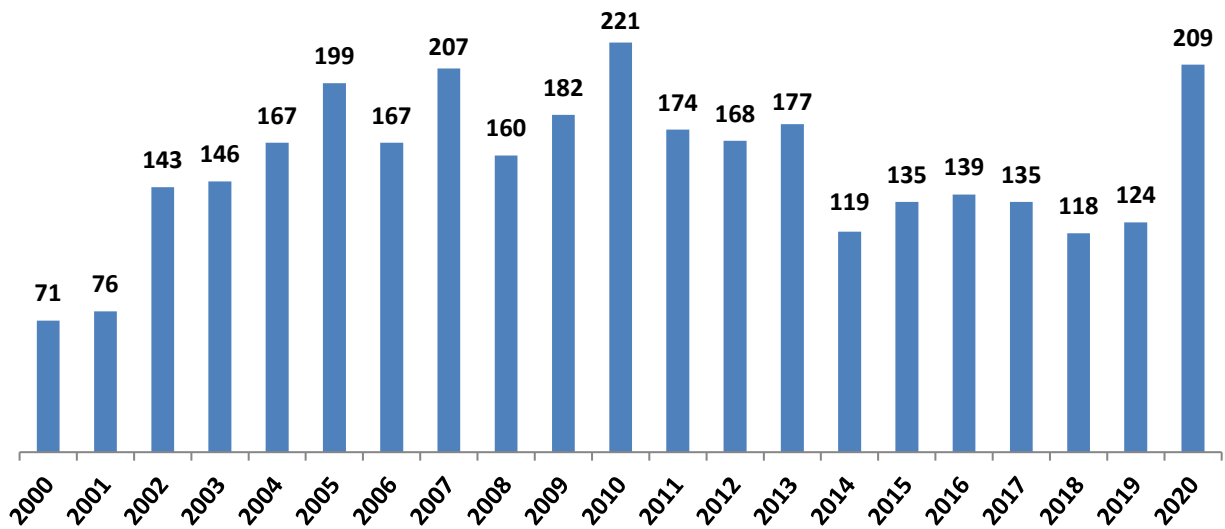
The cause of death was undetermined in 74% (162) of cases, primarily due to limitations of examination of decomposed and skeletal remains. Of the remainder, environmental exposure to extremes in heat or cold combined with dehydration comprised 21% (46) of deaths. Other, less frequent, causes of death included blunt force trauma (10 cases), hanging (1 case), and gunshot wounds (1 case).

In 2020, 57 (76%) of identified UBCs were of Mexican nationality, followed by 11 Guatemalans (15%), 2 Hondurans (3%), and 2 Colombians (3%). Since 2000, identified UBCs of Mexican nationality have been the most numerous (1,673, 80%), followed by Guatemalans (246, 12%) and Salvadorans (59, 3%) and Hondurans tied (59, 3%). Of the 3,275 decedents recovered since 2000, 2,084 (64%) have been identified. As of December 31, 2020, 1,190 decedents remain unidentified.

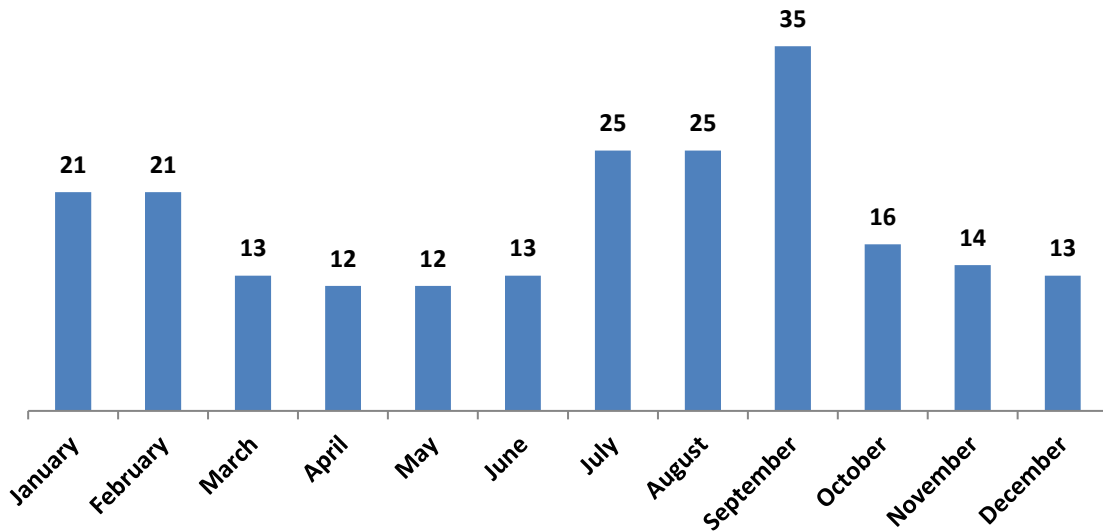
UBC Recoveries CY2000 - 2020



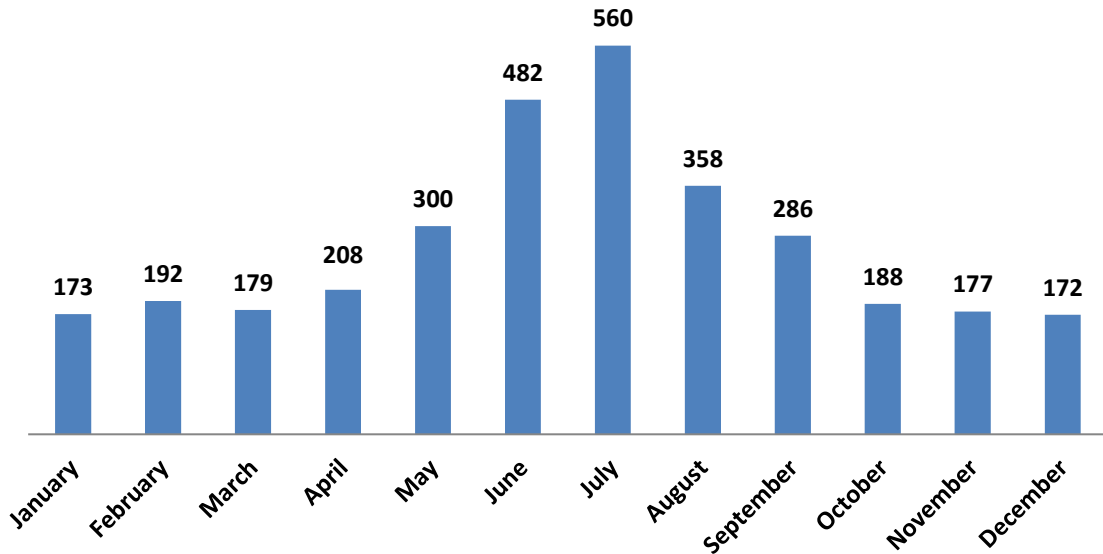
UBC Recoveries FedFY2000 - 2020



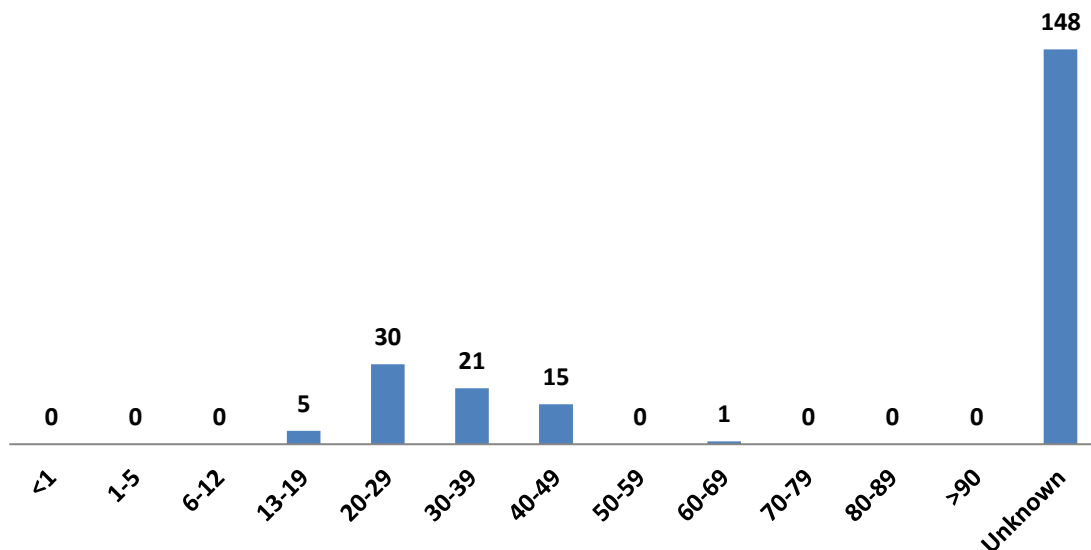
UBC Recoveries by Month 2020



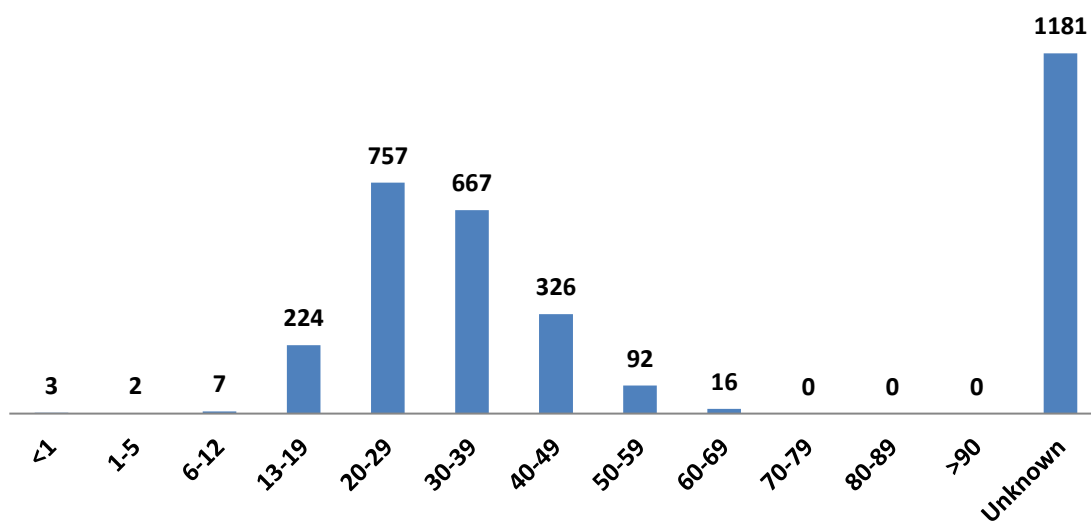
UBC Recoveries by Month 2000 - 2020



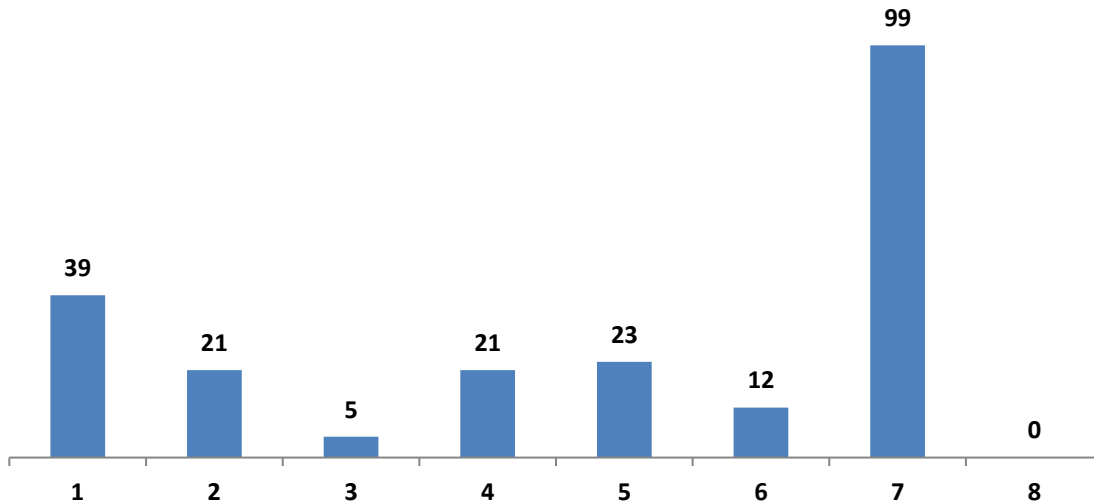
UBC Recoveries by Age 2020



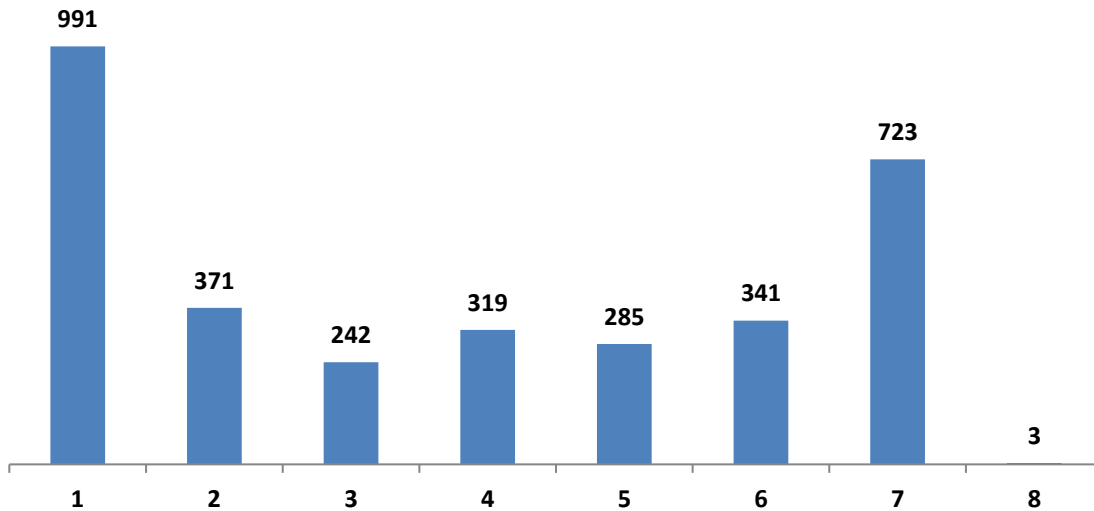
UBC Recoveries by Age 2000 - 2020



Condition of Recovered UBC Remains 2020

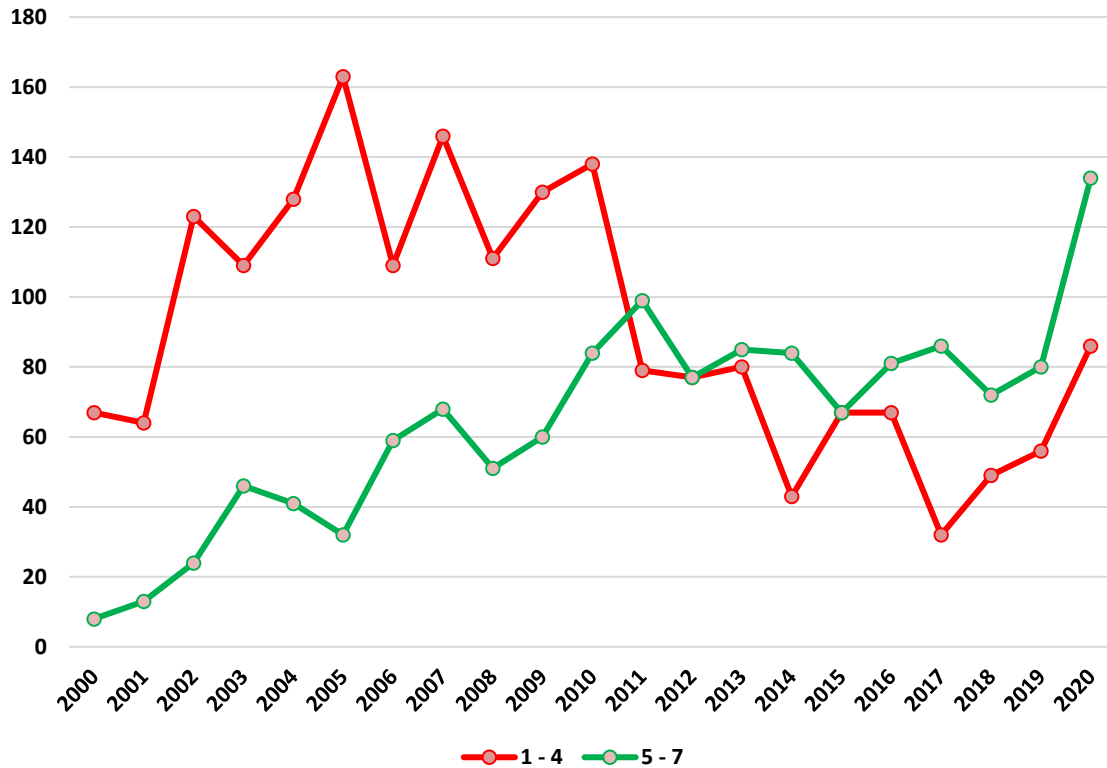


Condition of Recovered UBC Remains 2000 - 2020



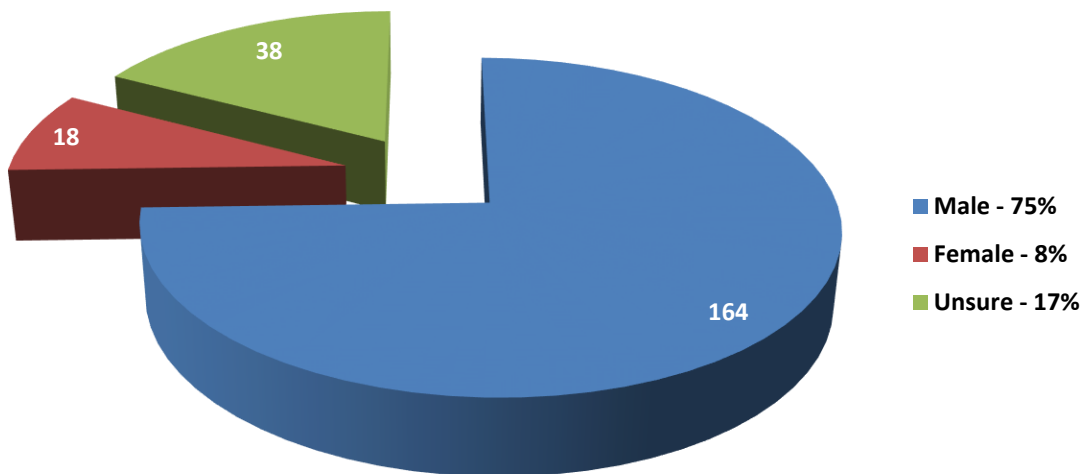
- 1 - Fully fleshed (PMI < 1 day)
- 2 - Decomposed (PMI < week)
- 3 - Decomposition with focal skeletonization (PMI < 3 weeks)
- 4 - Mummification with skeletonization (PMI < 5 weeks)
- 5 - Skeletonization with articulation/ligamentous attachments (PMI < 3 months)
- 6 - Complete skeletonization with disarticulation (PMI < 6-8 months)
- 7 - Complete skeletonization with bone degradation (PMI > 6-8 months)
- 8 - Other

Pooled Body Conditions of Recovered UBC Remains by Year 2000 - 2020

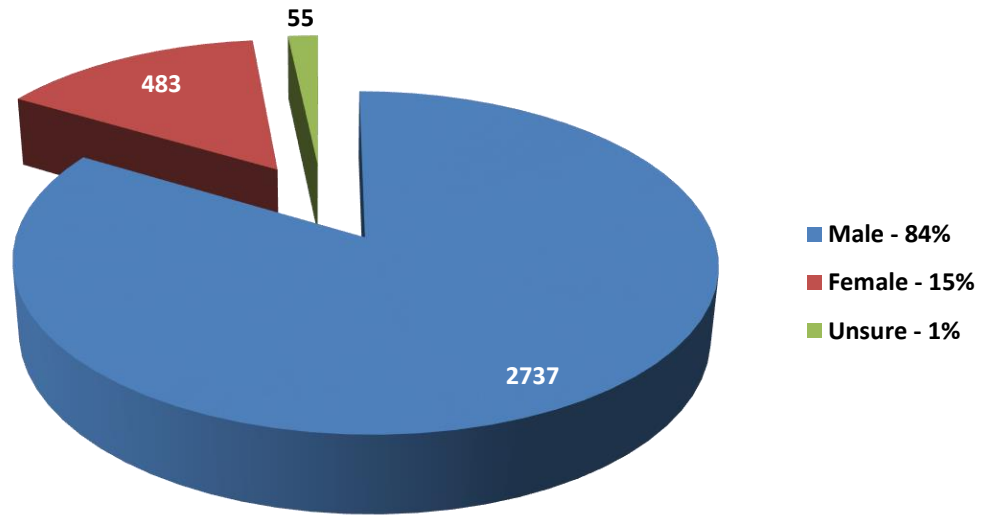


1 – 4 represents not fully skeletal remains with a likely PMI of ≤ 3 months
 5 – 7 represents fully skeletal remains with a likely PMI of ≥ 3 months

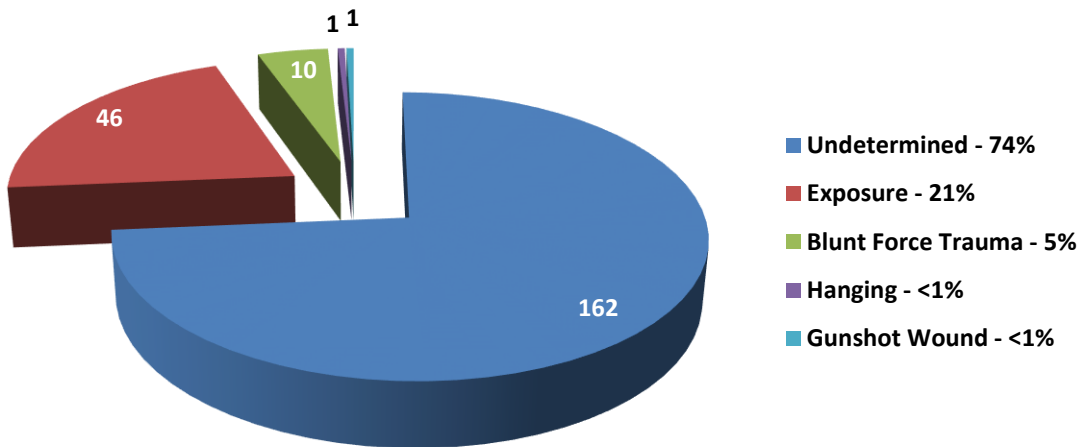
UBC Recoveries by Sex 2020



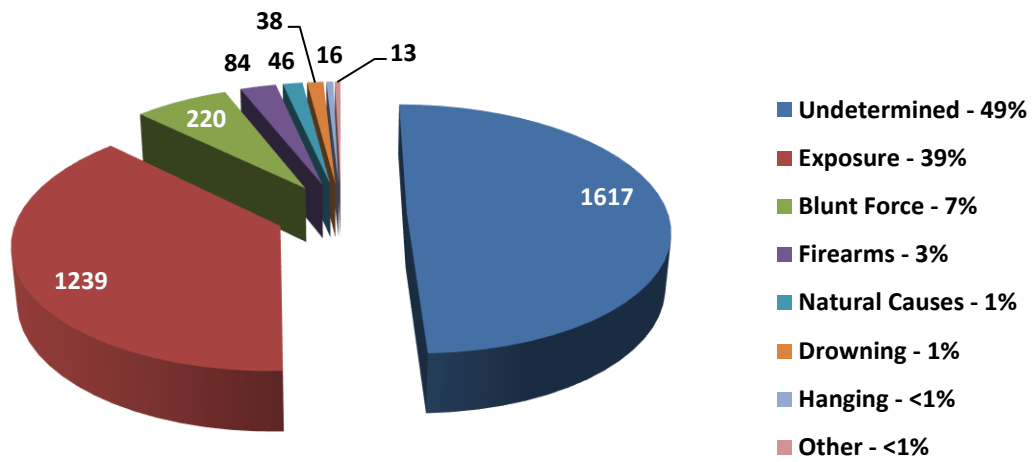
UBC Recoveries by Sex 2000 - 2020



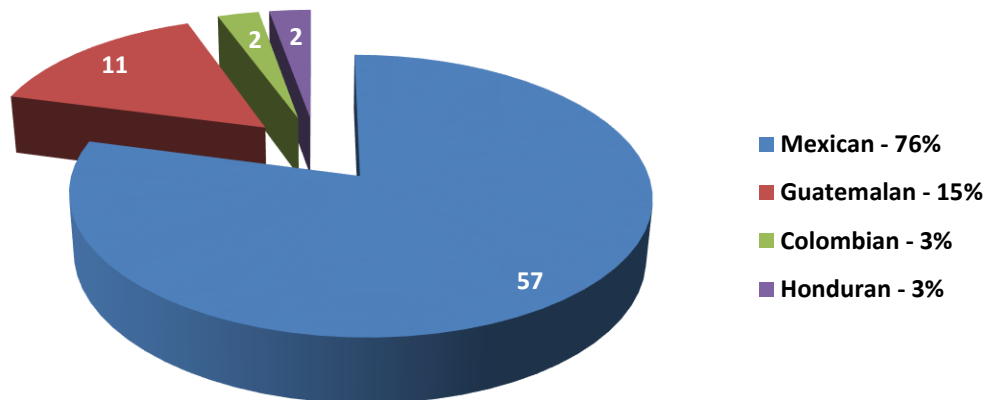
UBC Recoveries by Cause 2020



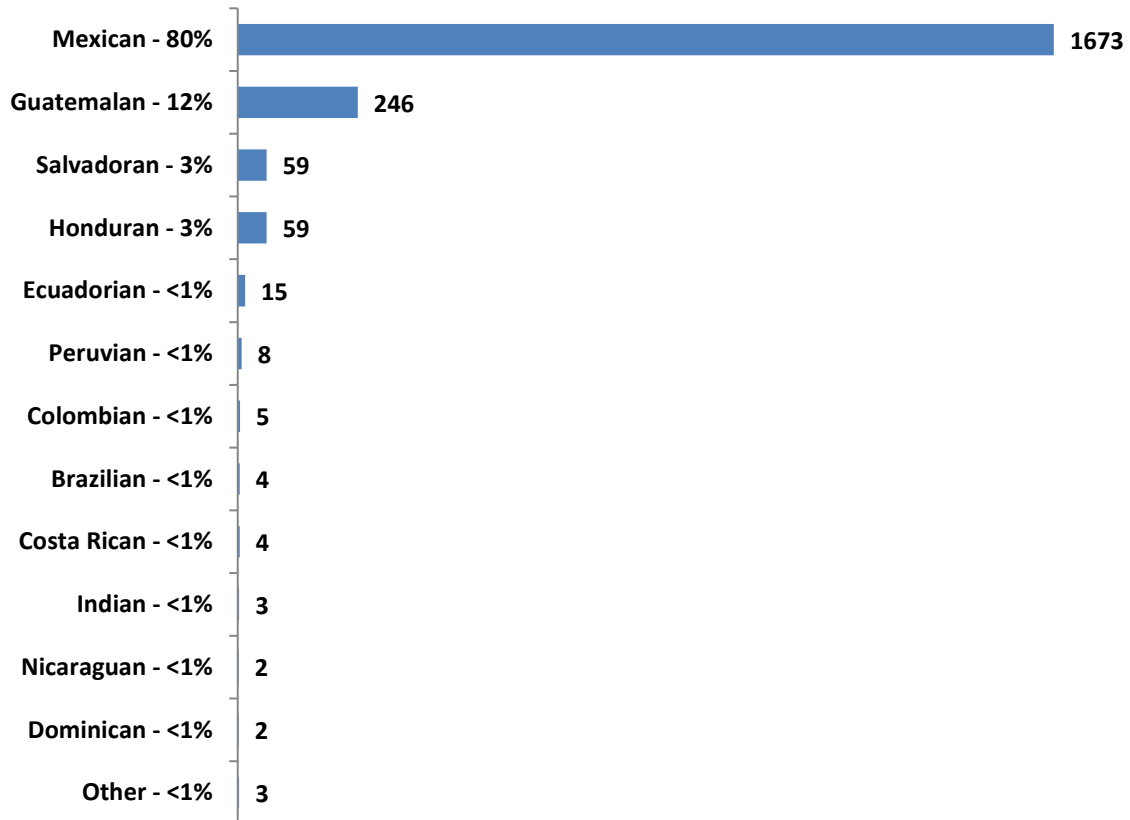
UBC Recoveries by Cause 2000 - 2020



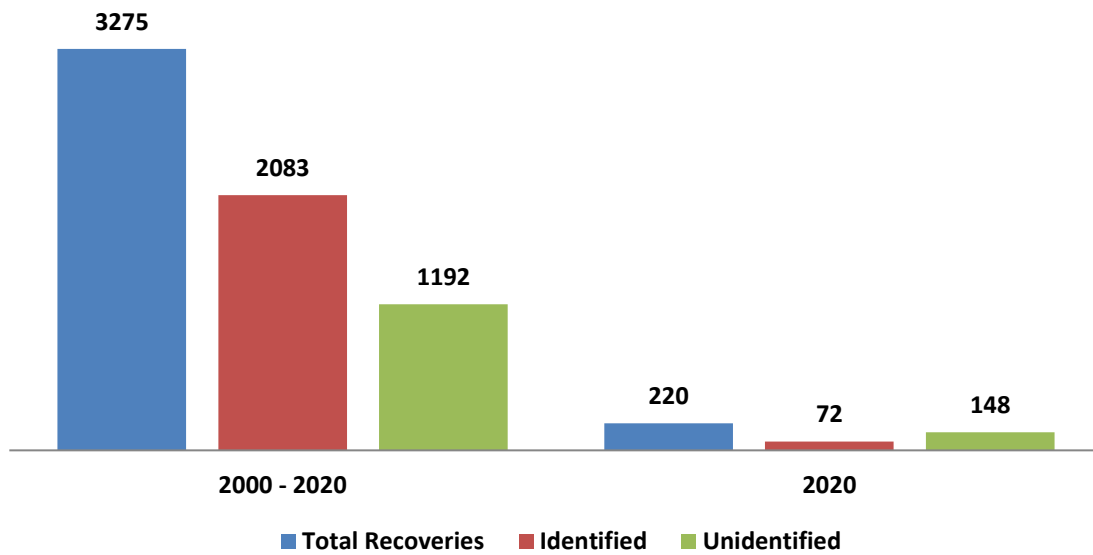
Identified UBC Recoveries by Nationality 2020



Identified UBC Recoveries by Nationality 2000 - 2020



Identified vs Unidentified UBC Recoveries



UBC Methods of Identification 2000 – 2020

	2000	2001	2002	2003	2004	2005	2006	2007	2008	2009	2010	2011	2012	2013	2014	2015	2016	2017	2018	2019	2020	Totals
Visual	20	22	68	46	51	56	51	71	57	68	64	21	21	31	12	13	13	5	8	5	12	715
Circum	28	30	29	36	37	34	23	31	21	15	14	17	10	8	5	9	3	0	3	4	16	373
FPS	12	4	19	22	25	41	25	31	15	22	17	28	29	13	8	19	43	21	32	34	42	502
DNA	1	2	3	16	16	18	16	19	20	27	55	39	32	46	37	35	22	21	18	26	2	471
Dental	0	0	2	0	2	1	0	2	0	0	1	0	2	2	0	0	0	0	0	0	0	12
X-ray	0	0	0	1	2	0	0	3	1	0	1	0	1	1	0	1	0	1	0	0	1	13
ID'd	61	58	121	121	133	150	115	157	114	132	152	105	95	101	62	77	81	48	61	69	73	2086
UIDs	13	19	26	34	36	45	53	57	47	58	70	73	59	64	65	58	67	70	60	67	147	1188
Total	74	77	147	155	169	195	168	214	161	190	222	178	154	165	127	135	148	118	121	136	220	3274
% ID'd	82%	75%	82%	78%	79%	77%	69%	73%	71%	70%	69%	59%	62%	61%	49%	57%	55%	41%	50%	51%	33%	64%

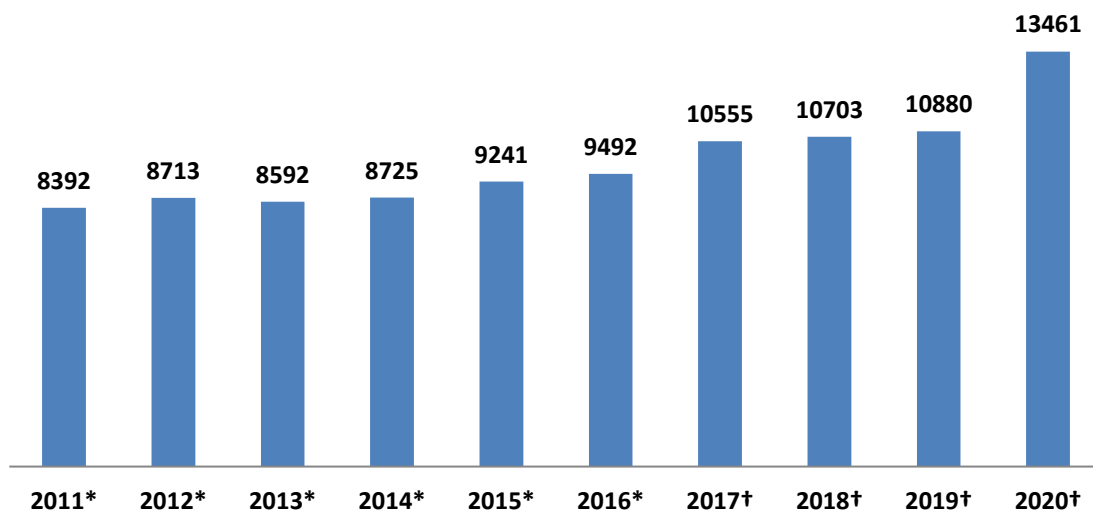
PIMA COUNTY

TOTAL MORTALITY

The number of deaths reported to the medical examiner's office in a given period is a reflection of the total population that the office serves. In 2020 there were 13,461 deaths registered in Pima County; of these 3,920 (29%) were reported to the PCOME for investigation.



Pima County Total Mortality 2011 - 2020



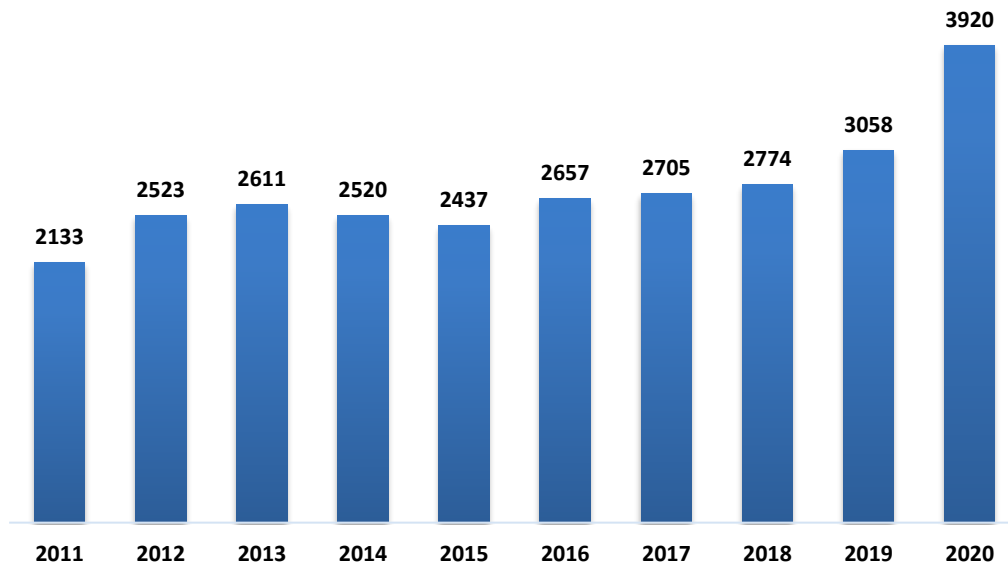
*Deaths of Pima County residents

†Total registered deaths in Pima County – residents and non-residents

TOTAL REPORTED DEATHS

The total cases handled by the PCOME from Pima County in a given year are the sum of the ME cases (autopsies, external examinations, and death certificate cases), cases in which jurisdiction was declined, and the number of cases stored at our facility during the calendar year (storage cases).

Total Reported Deaths from Pima County 2011 - 2020

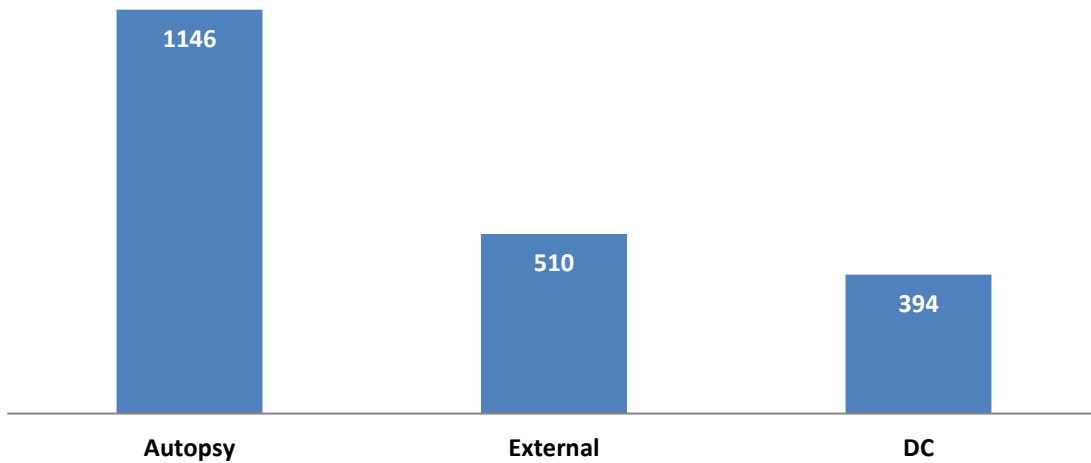


MEDICAL EXAMINER CASES

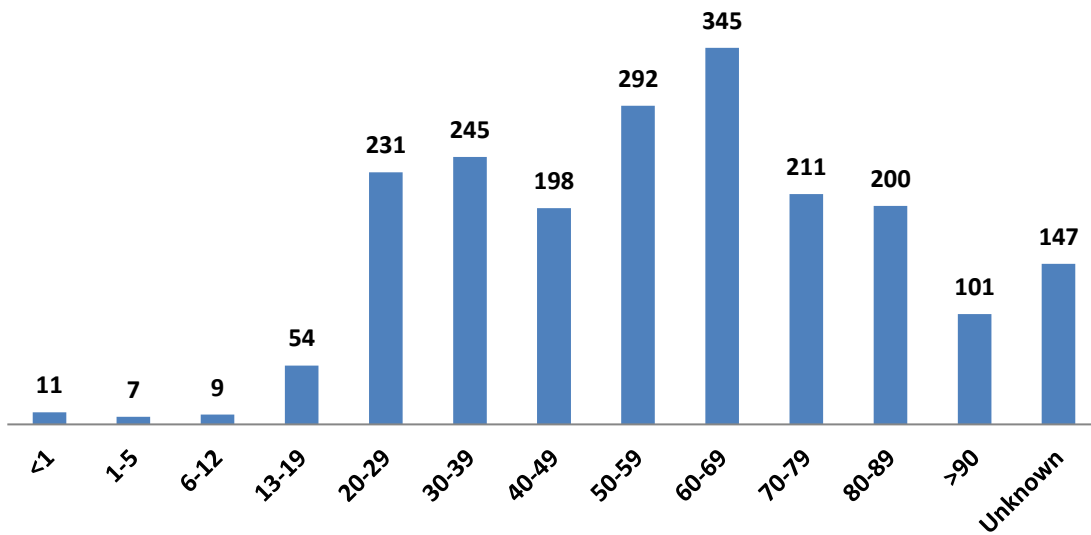
The PCOME considers all cases in which the cause and manner of death are determined by this office as “medical examiner cases.” Those cases include autopsies, external examinations and death certificate (DC) cases. Autopsies are examinations where a decedent is examined both externally and internally for evidence of injury or natural disease which may have caused or contributed to the individual’s death. External examinations consist of an external examination of the body without the internal examination. A DC case involves review of the medical records, law enforcement reports and any other information that may be necessary to determine the cause and manner of death without physical examination of the decedent. In 2020, 1146 autopsies (56% of total deaths certified (TDC)), 510 (25% of TDC) external examinations and 394 (19% of TDC) DC cases were performed on deaths from Pima County.



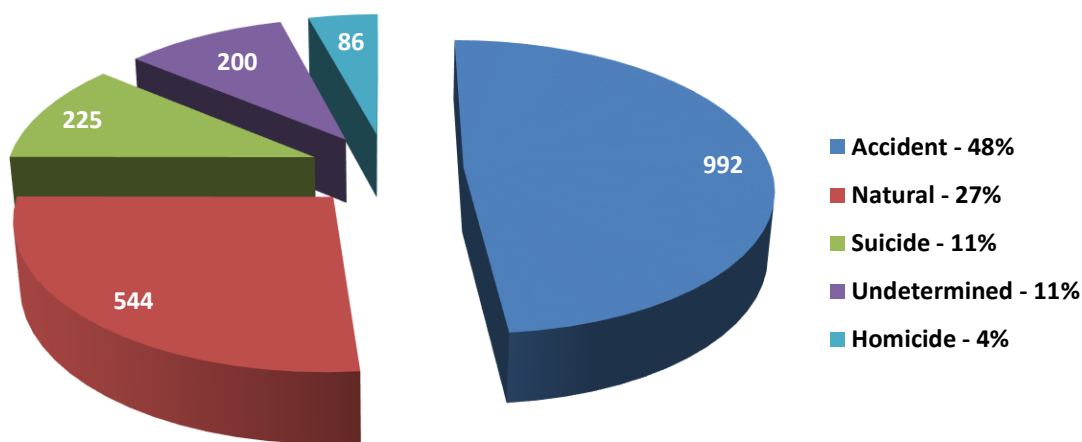
2020 Pima County Medical Examiner Cases



Pima County Medical Examiner Cases by Age 2020



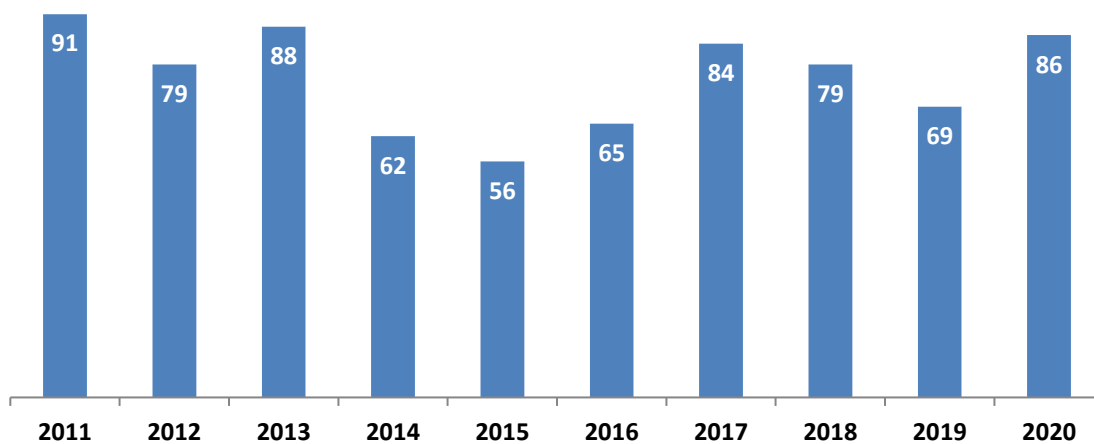
Pima County ME Cases by Manner of Death 2020



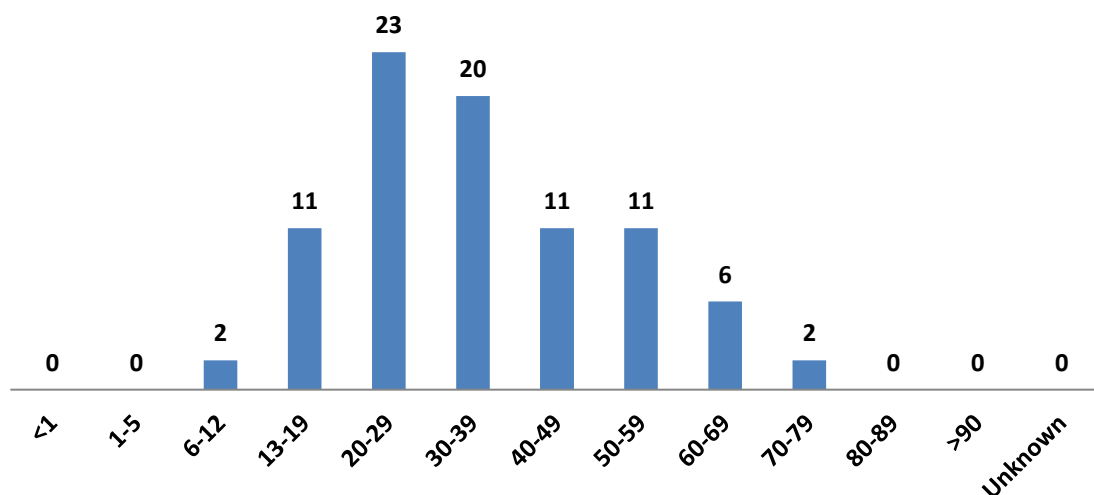
HOMICIDE DEATHS

The PCOME examined 86 homicides from Pima County in 2020; 4% of total Pima County deaths certified. Homicide totals from 2011 – 2020 are compared below. Homicide victims were most frequently male (84%), between 20-29 years of age (27%) and died as the result of firearms (76%).

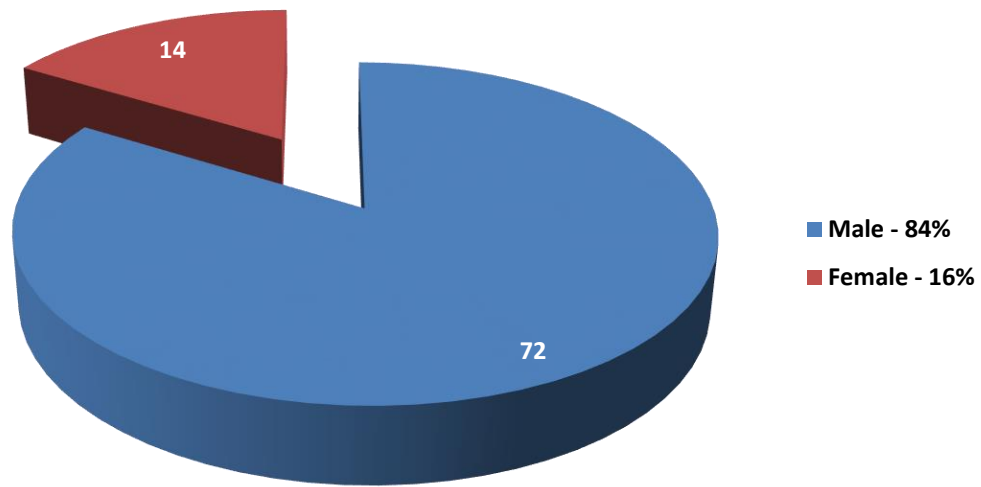
Pima County Homicide Deaths 2011 - 2020



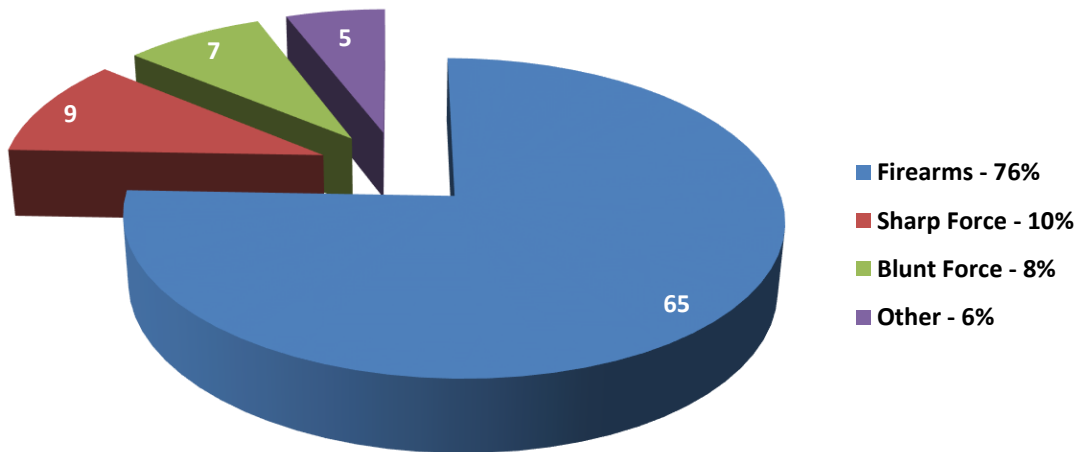
Pima County Homicide Deaths by Age 2020



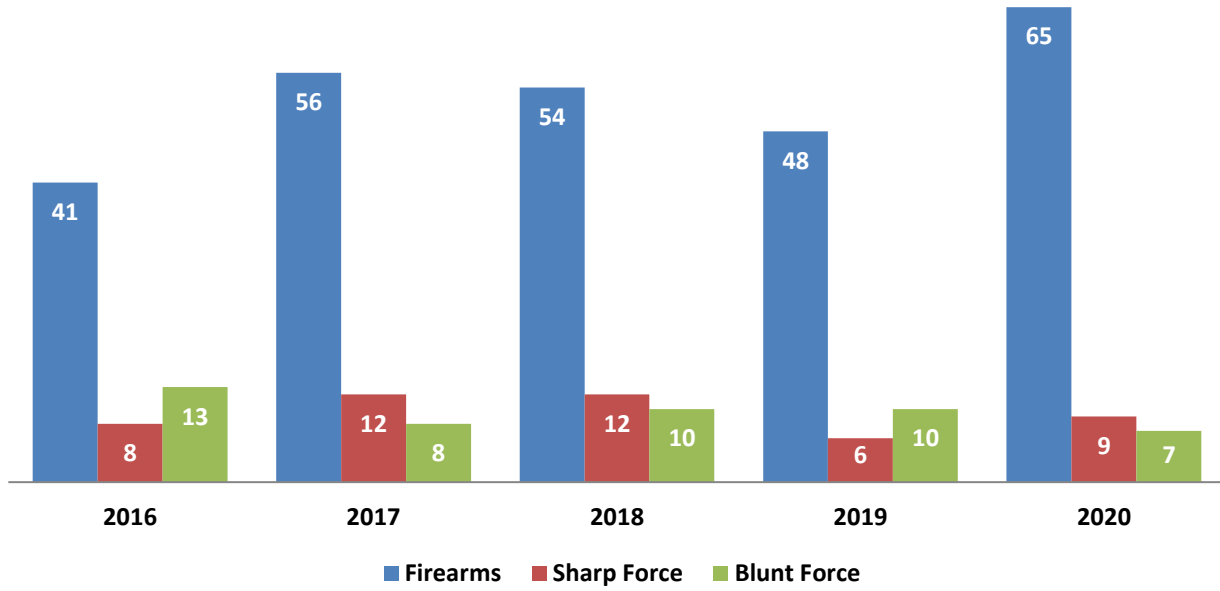
Pima County Homicide Deaths by Sex 2020



Pima County Homicide Deaths by Cause 2020



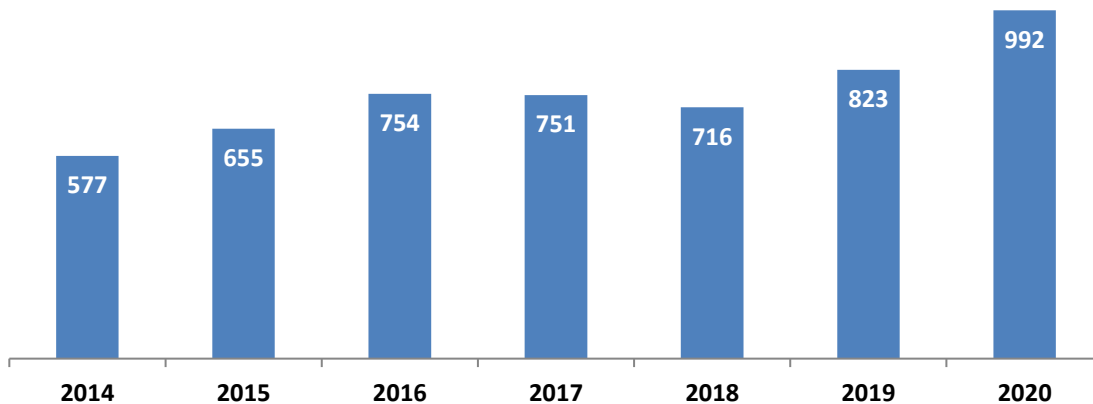
Pima County Homicide Deaths by Cause (Top 3) 2016 - 2020



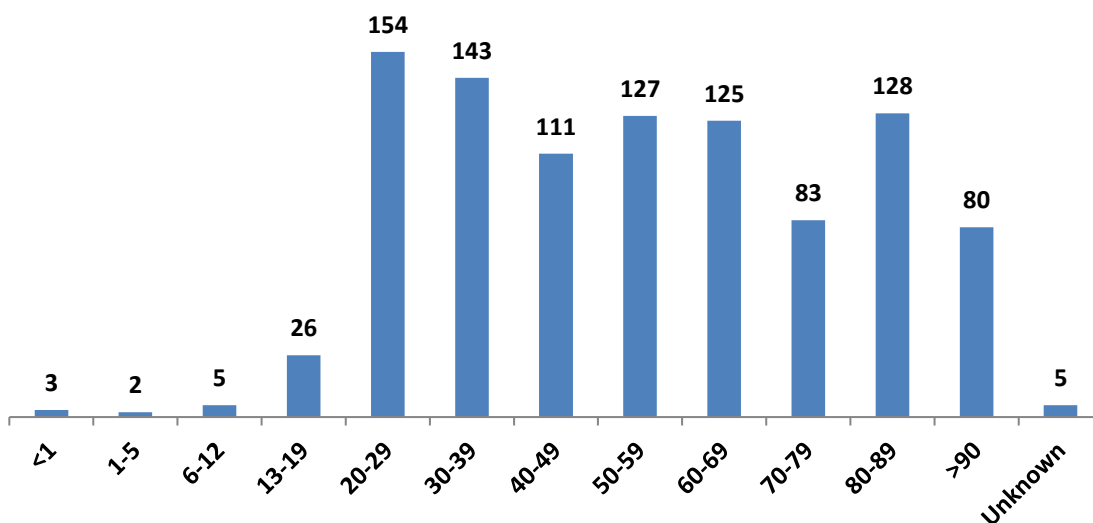
ACCIDENT DEATHS

Deaths due to accidents accounted for 48% of the Pima County deaths certified by the PCOME in 2020. Accident victims were most frequently males (67%), between the ages of 20-29 (16%) and died as the result of an overdose (42%).

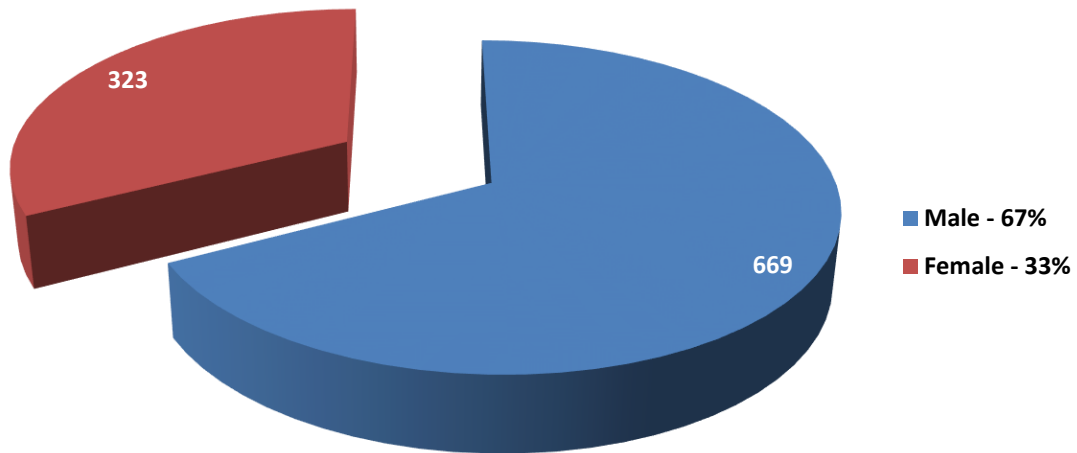
Pima County Accident Deaths 2014 - 2020



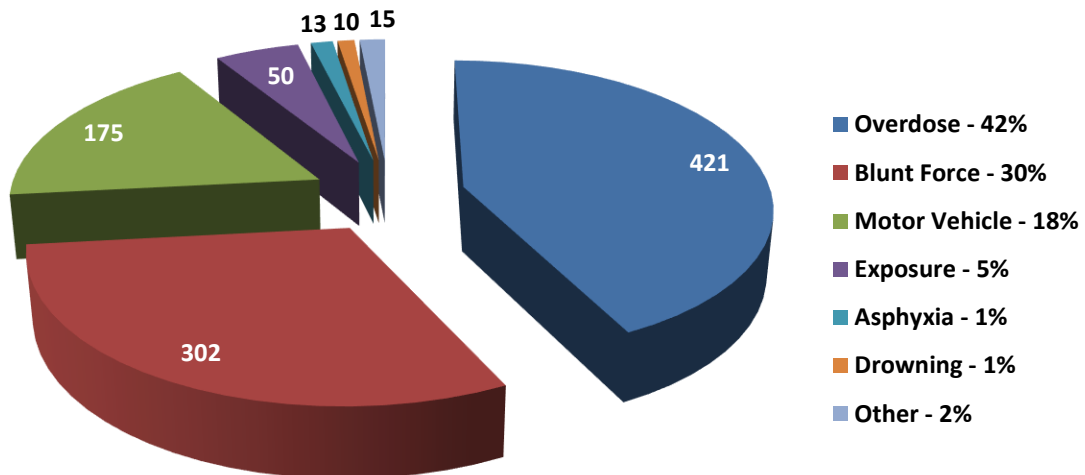
Pima County Accident Deaths by Age 2020



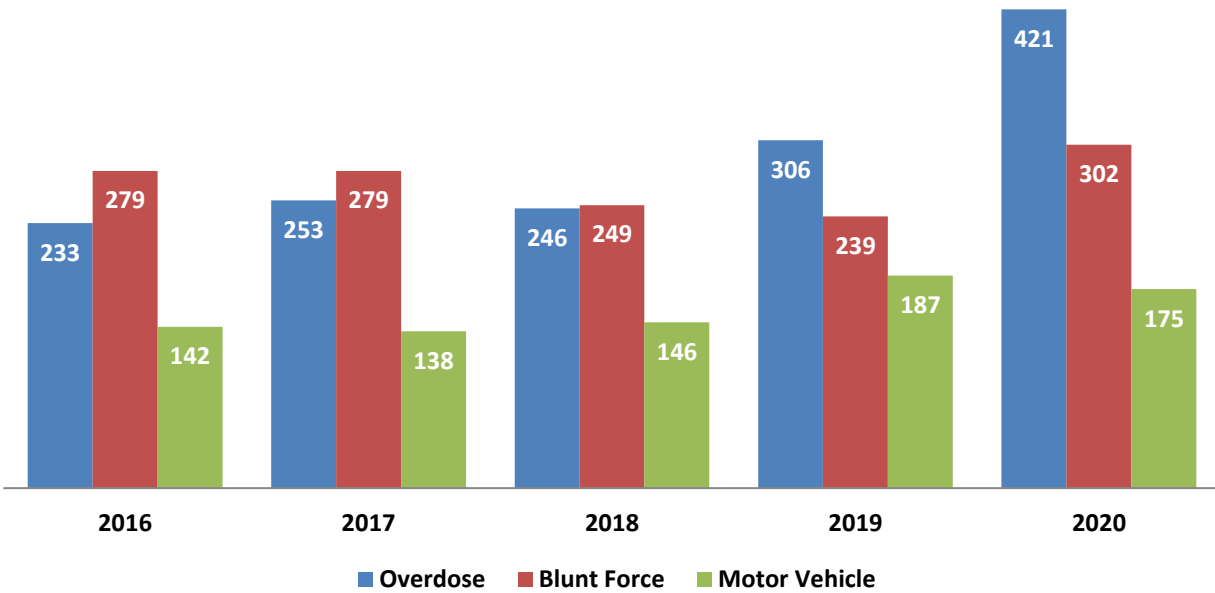
Pima County Accident Deaths by Sex 2020



Pima County Accident Deaths by Cause 2020



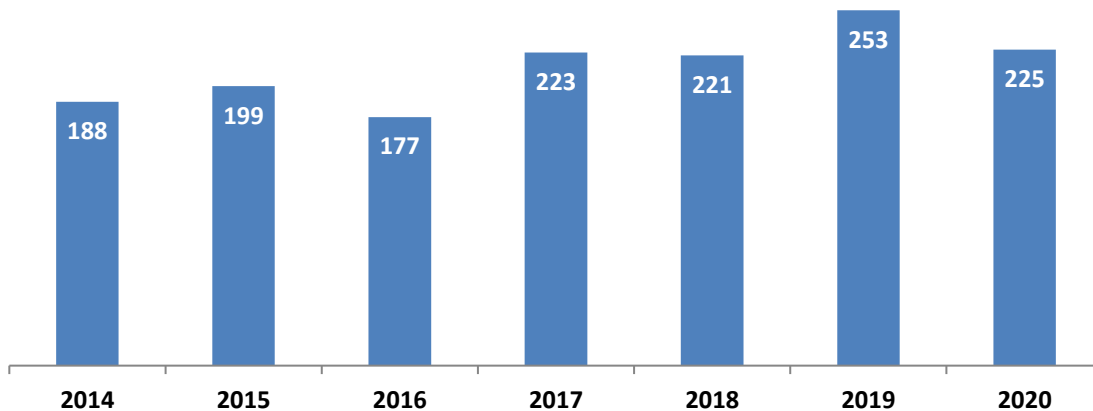
Pima County Accident Deaths by Cause (Top 3) 2016 - 2020



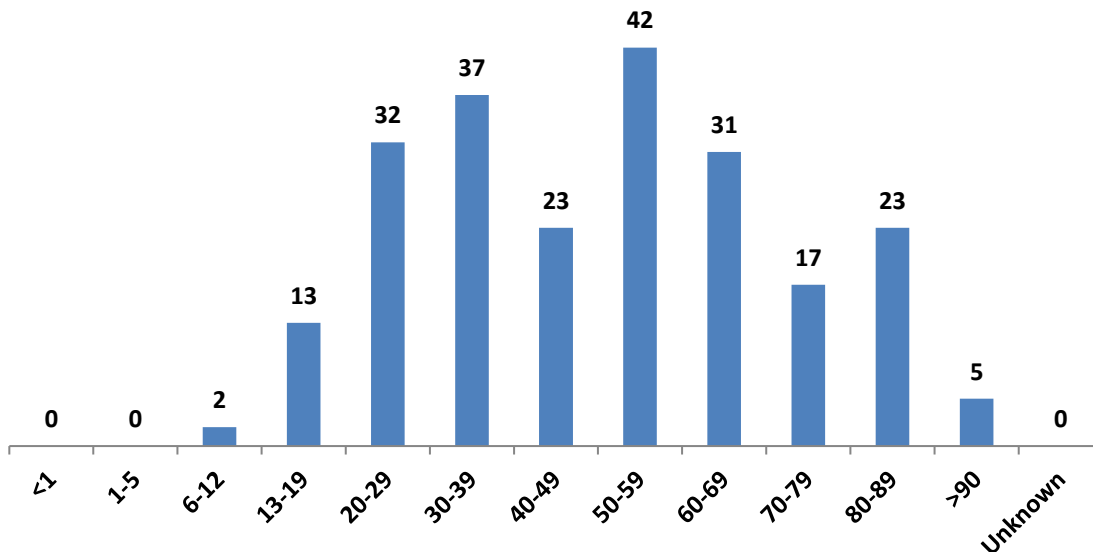
SUICIDE DEATHS

Deaths due to suicide accounted for 11% of the Pima County deaths certified by the PCOME in 2020. Suicide victims were most frequently males (77%), between 50-59 years of age (19%) and died as the result of firearms (64%).

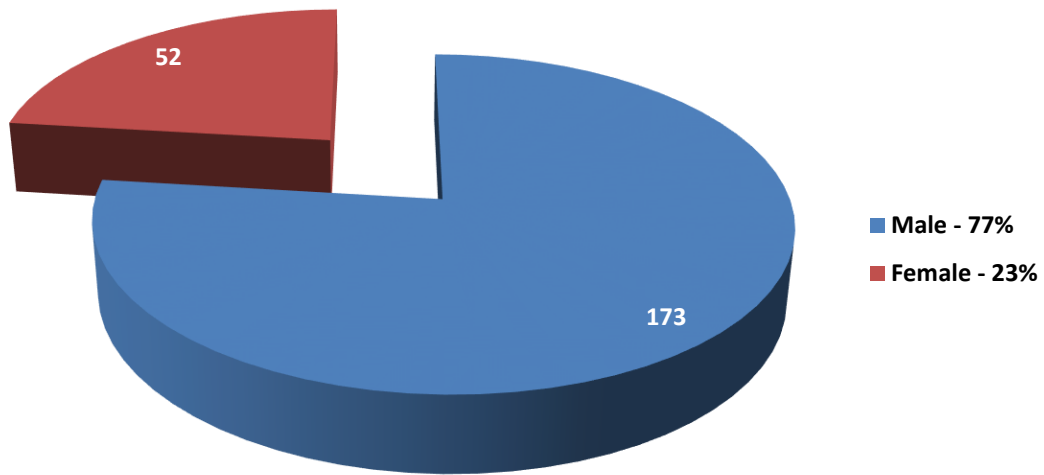
Pima County Suicide Deaths 2014 - 2020



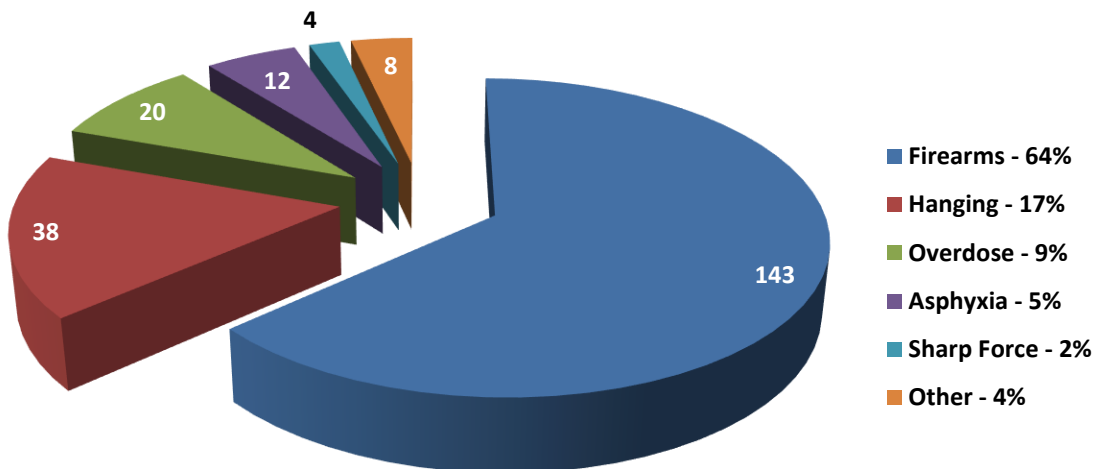
Pima County Suicide Deaths by Age 2020



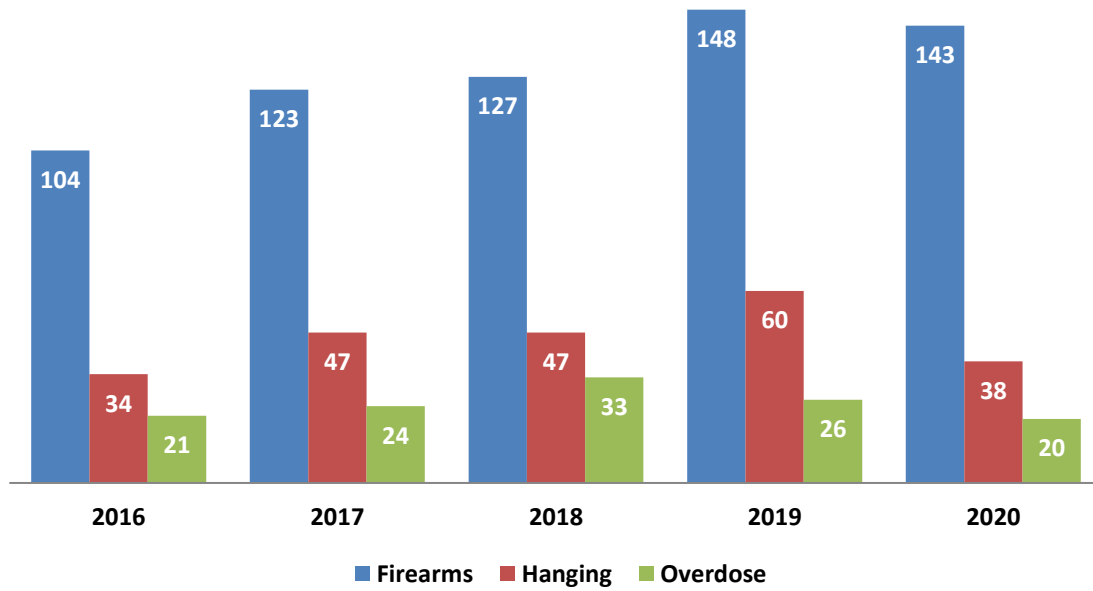
Pima County Suicide Deaths by Sex 2020



Pima County Suicide Deaths by Cause 2020



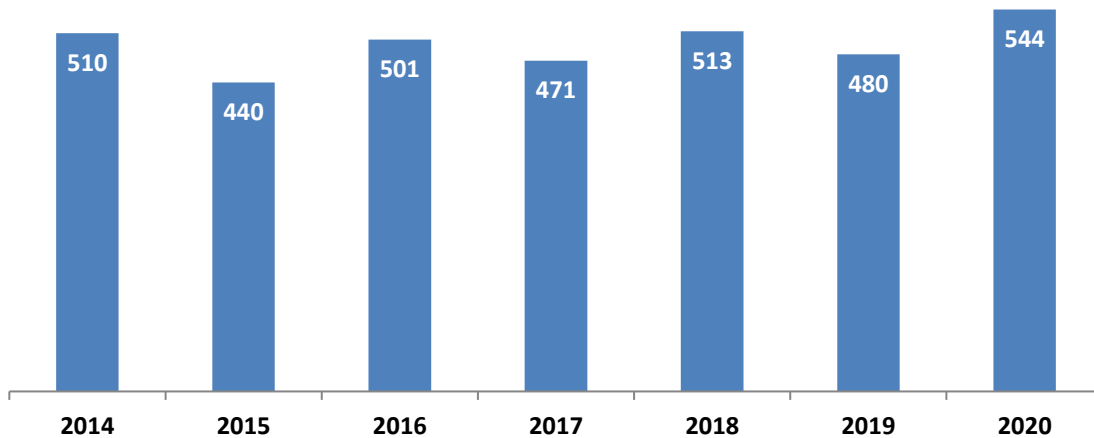
Pima County Suicide Deaths by Cause (Top 3) 2016 – 2020



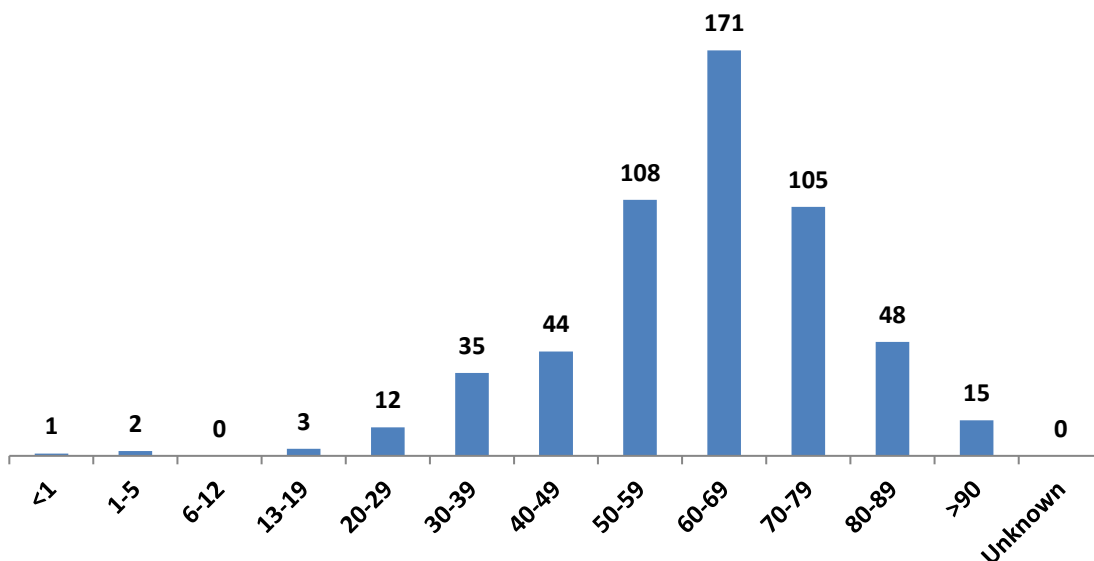
NATURAL DEATHS

Deaths due to natural causes accounted for 27% of the Pima County deaths certified by the PCOME in 2020. Individuals who died from natural causes were most frequently males (69%), between 60-69 years of age (31%) and died as the result of cardiovascular disease (50%).

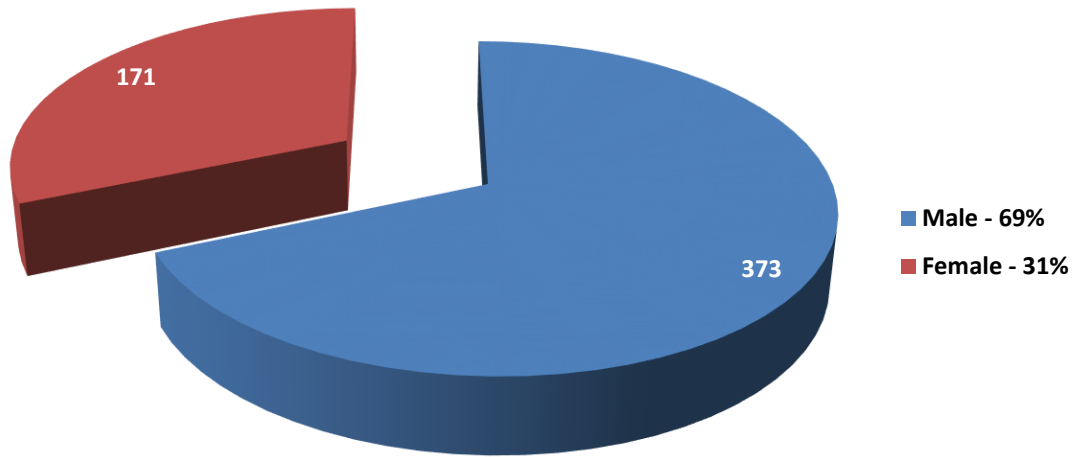
Pima County Natural Deaths 2014 - 2020



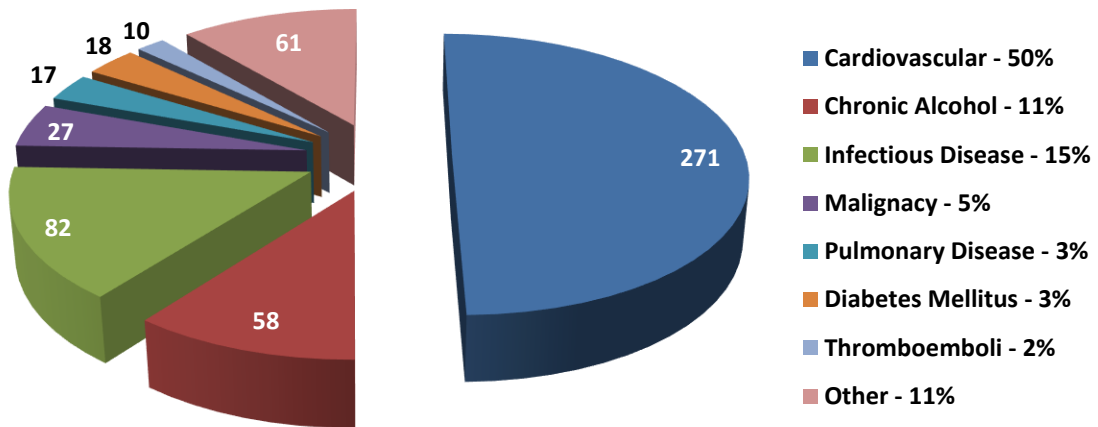
Pima County Natural Deaths by Age 2020



Pima County Natural Deaths by Sex 2020



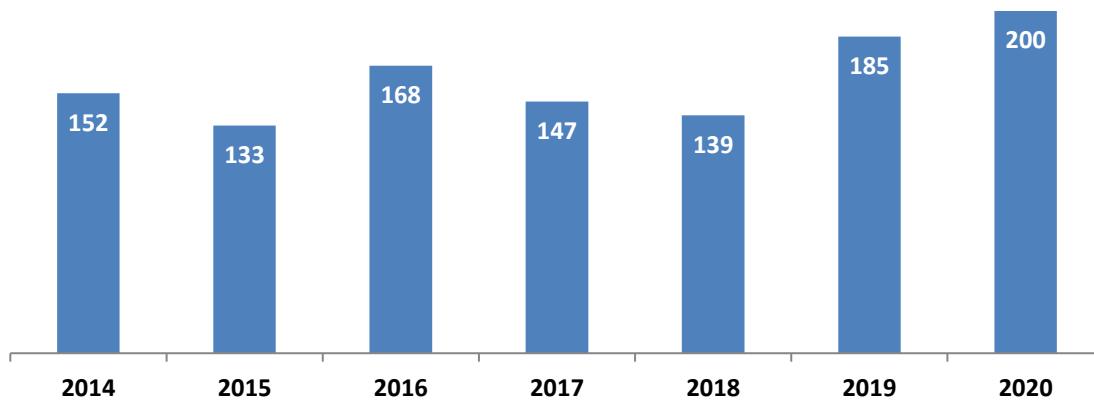
Pima County Natural Deaths by Cause 2020



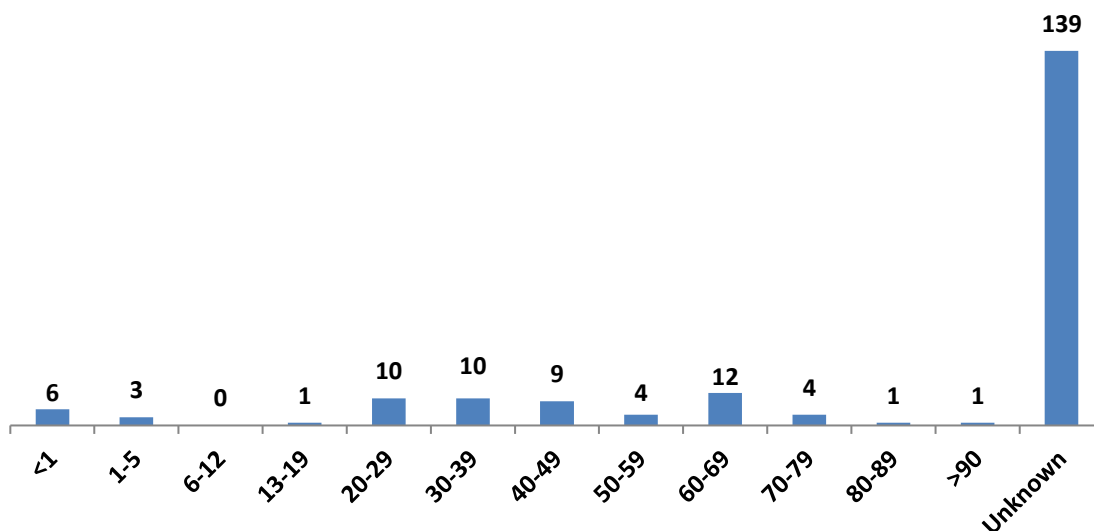
UNDETERMINED MANNER OF DEATH

Deaths of undetermined manner accounted for 11% of the Pima County deaths certified by the PCOME in 2020. Individuals who died with an undetermined manner were most frequently males (68%), of unknown age (70%) and died from undetermined causes (89%). Many of these deaths represent skeletal remains of UBCs who died in the deserts of southern Arizona.

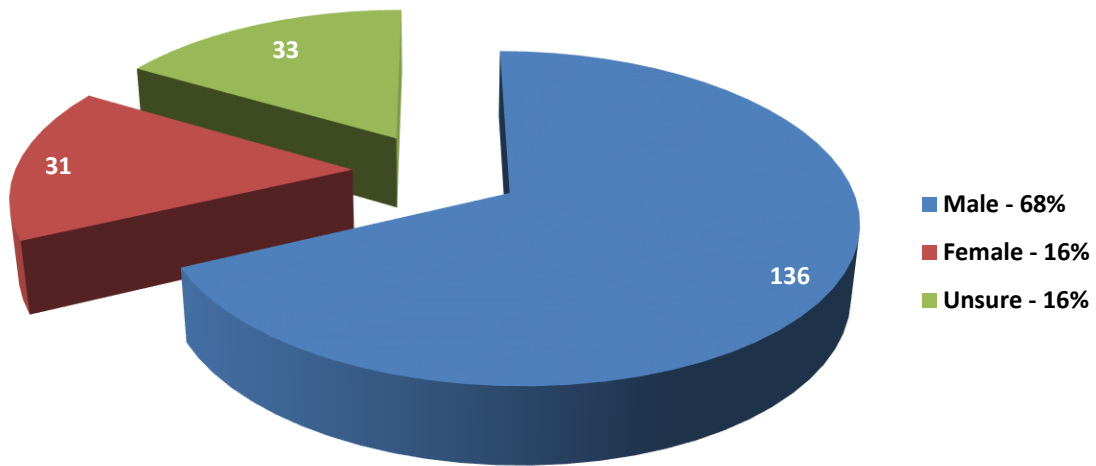
Pima County Undetermined Manner 2014 - 2020



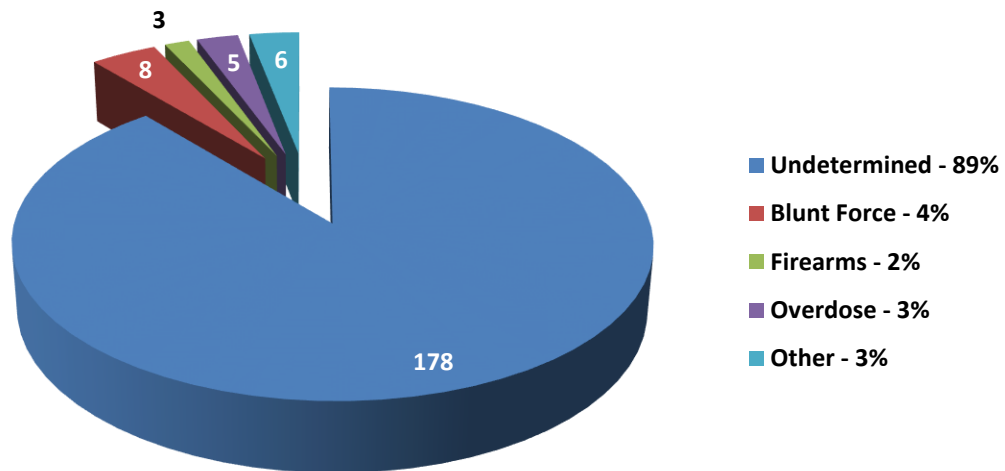
Pima County Undetermined Manner of Death by Age 2020



Pima County Undetermined Manner of Death by Sex 2020



Pima County Undetermined Manner of Death by Cause 2020



PIMA COUNTY OVERDOSE DEATHS IN 2020

There were 446 deaths attributed to an overdose of either a single drug (230 deaths, 52%) or a combination of drugs (216 deaths, 48%) in 2020. Overdose deaths commonly involved males (71%) between the ages of 30-39 (24%). The majority of these deaths were classified as accidents (94%).

Opiate compounds are typically heroin, oxycodone, methadone, hydrocodone, morphine, oxymorphone, hydromorphone, tramadol, codeine, fentanyl (a synthetic opioid narcotic) and clandestinely manufactured fentanyl analogs. In 2020 an opiate compound contributed to 312 (70%) of the 446 total overdose deaths. Opiate compounds, which contributed to an overdose death in 2020, are indicated in **red** in the Pima County Overdose Deaths by Drug 2020 figure.

The number of heroin deaths (78 deaths, 17%) is likely underreported as heroin is rapidly metabolized to morphine by the body and if the metabolite indicative for heroin (6-monoacetylmorphine) is not present on the toxicology report these deaths may be classified as either morphine intoxication (morphine) or opiate intoxication (opiate unspecified).

Fentanyl was the most commonly abused illicit drug in 2020, contributing to 46% of all 2020 overdoses, followed by methamphetamine (41%).

OVERDOSE TRENDS

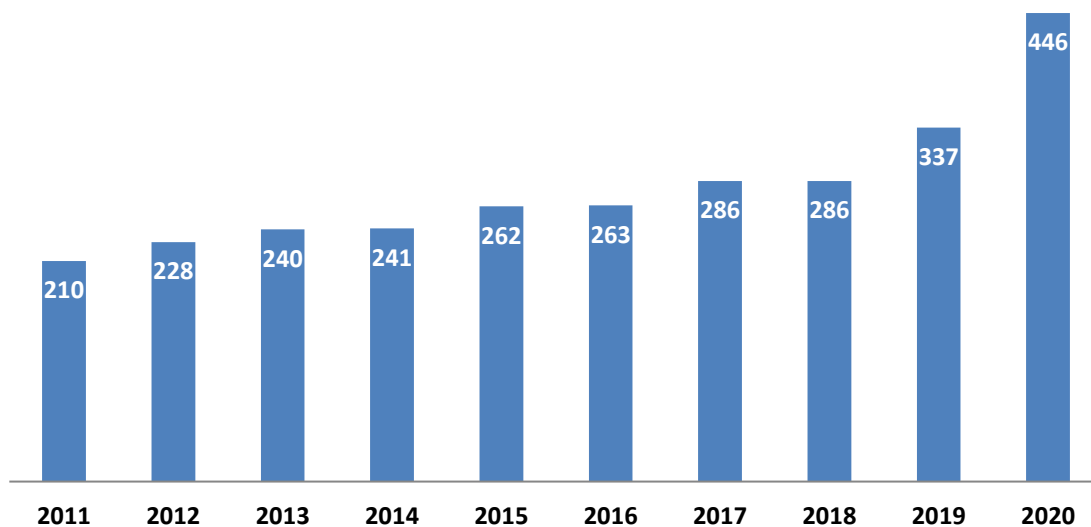
Overdose deaths in Pima County increased 112% overall from 2011 (210) to 2020 (446), punctuated by plateaus from 2013 (240) to 2014 (241), from 2015 (262) to 2016 (263) and again from 2017 (286) to 2018 (286). Unfortunately, 2020 overdose deaths represent a significant increase (32% one year increase) from 2019. The impact of opiate compounds on overdose deaths is of significant interest. An opiate compound contributed to 175 (67%) of the 263 total overdose deaths in 2016, 189 (66%) of the 286 total overdose deaths in 2017, 181 (63%) of the 286 overdose deaths in 2018, 208 (62%) of the 337 overdose deaths in 2019 and 312 (70%) of the 446 overdose deaths in 2020 as previously described.

Pima County is experiencing a rapid increase in the number of overdose deaths in which fentanyl is found to be a contributing factor. Fentanyl contributed to 5 overdose deaths in 2014 in contrast to 207 deaths in 2020, a 4040% increase in the number of deaths involving fentanyl from 2014.

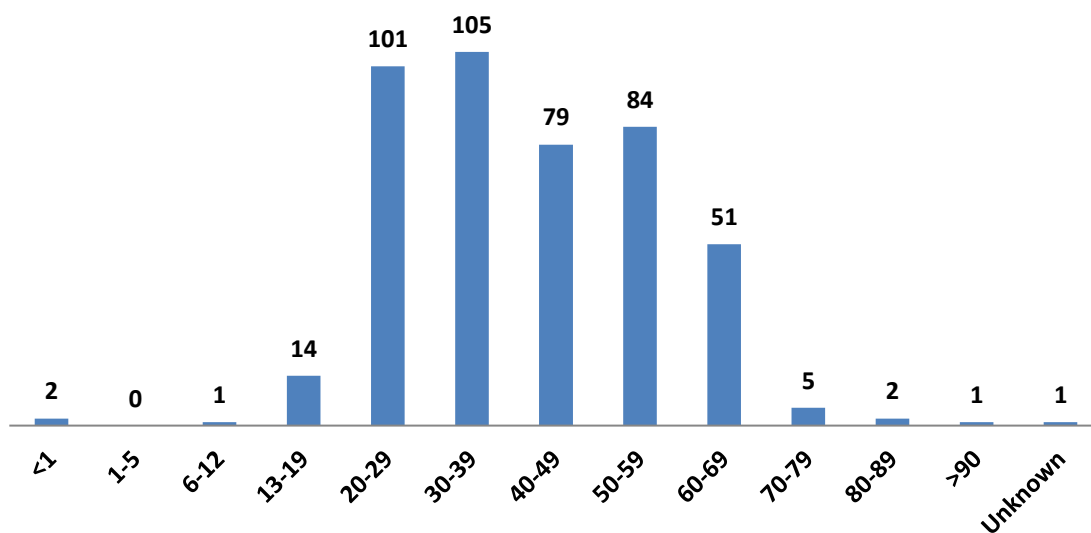
Interestingly, methamphetamine related deaths have also increased in frequency from 38 deaths in 2014 to 182 deaths in 2020, a 379% increase. The significant decrease is seen in oxycodone deaths, a 51% decrease from 2014 (39 deaths) to 2020 (19 deaths).



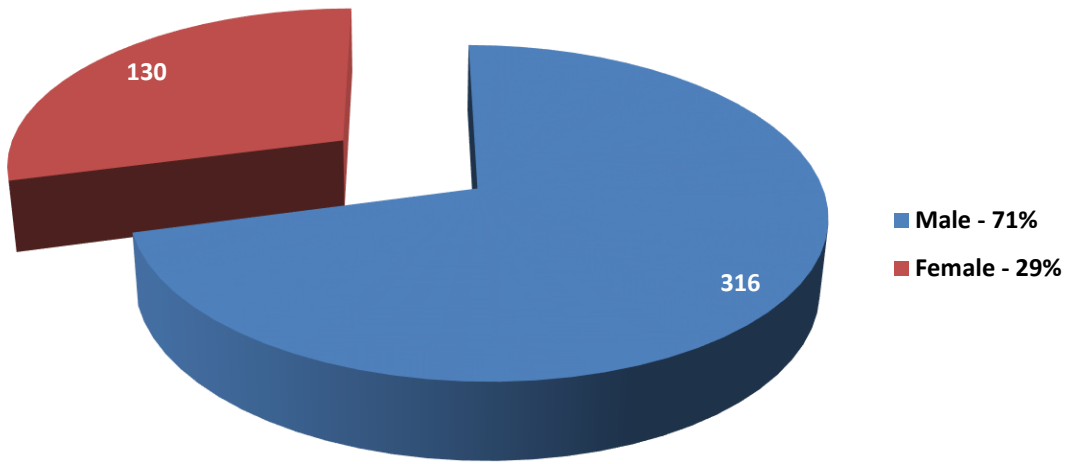
Pima County Overdose Deaths 2011 - 2020



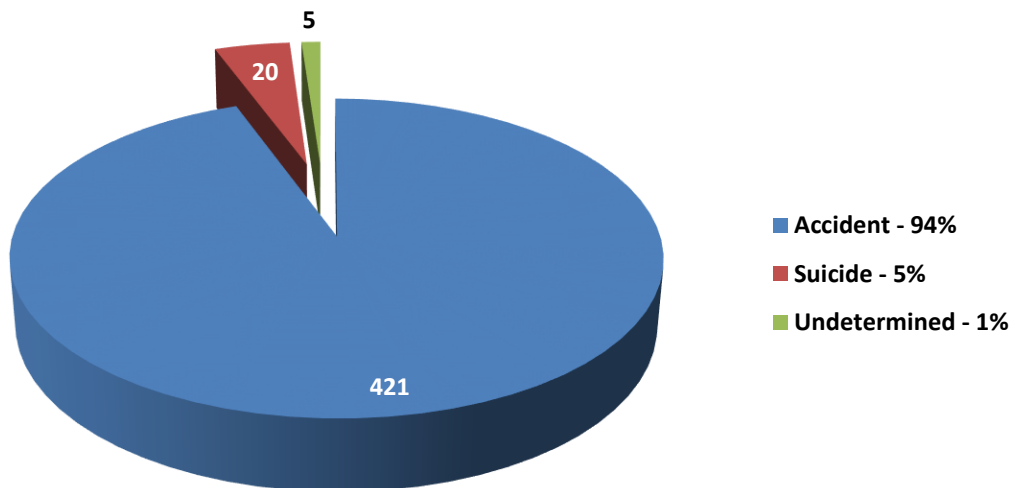
Pima County Overdose Deaths by Age 2020



Pima County Overdose Deaths by Sex 2020

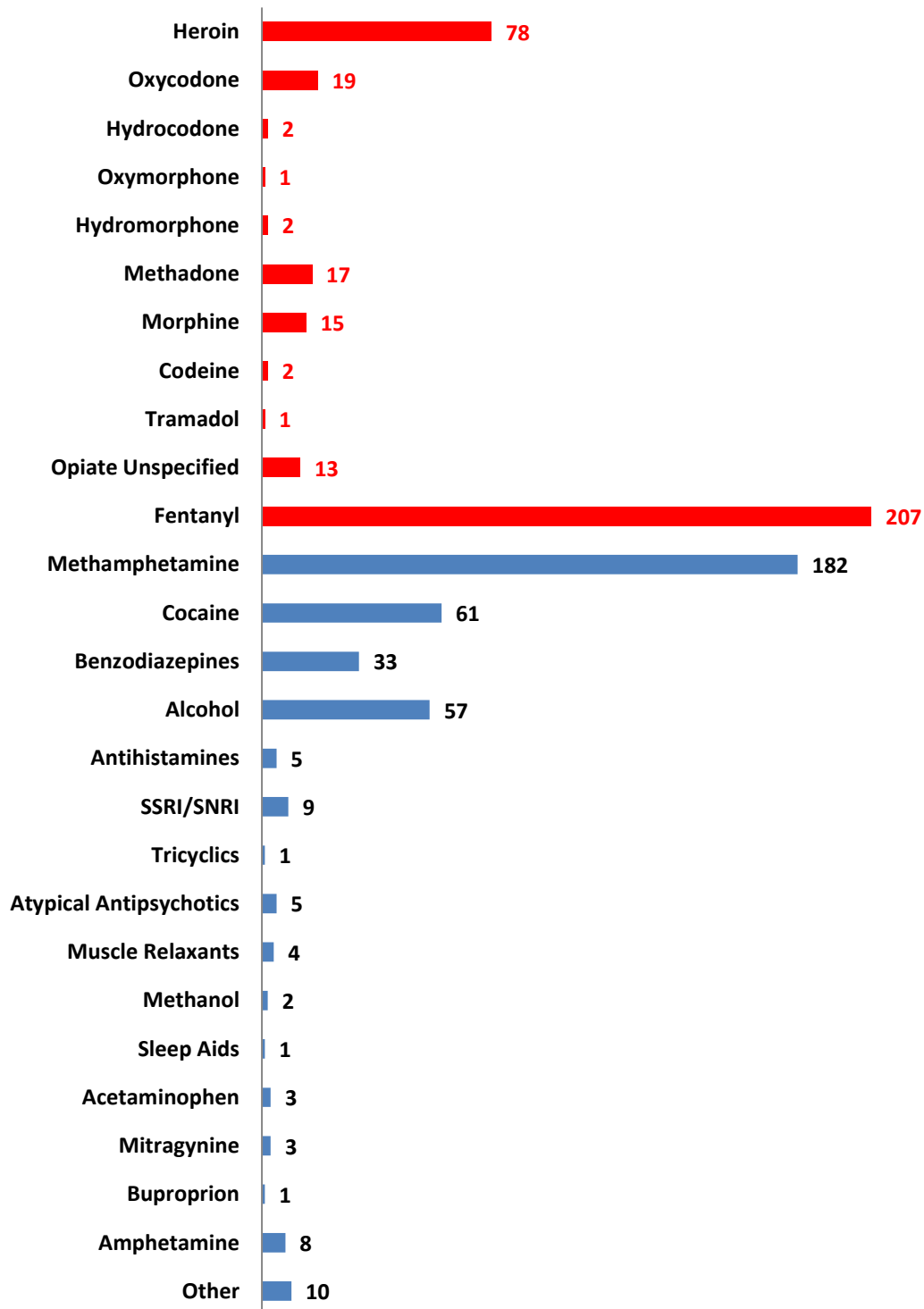


Pima County Overdose Deaths by Manner 2020

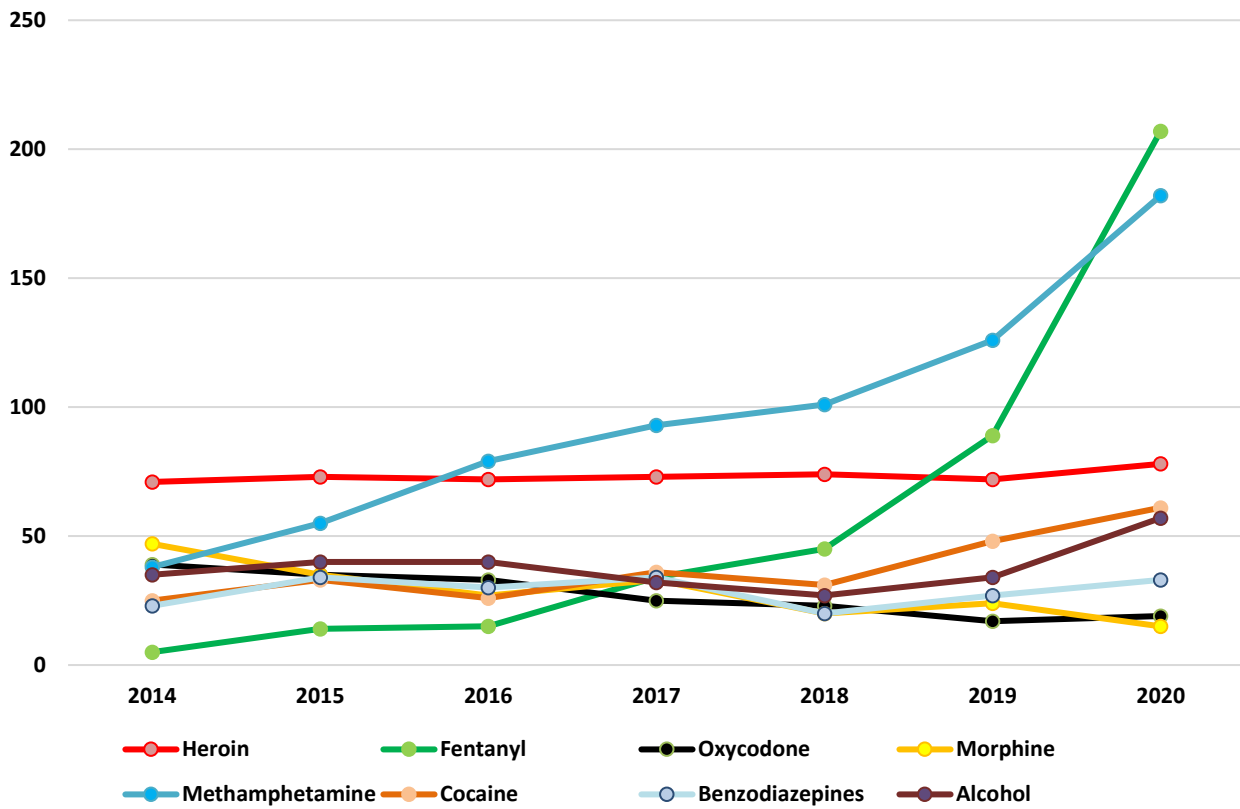


Pima County Overdose Deaths by Drug 2020

Opiate compounds are **red**



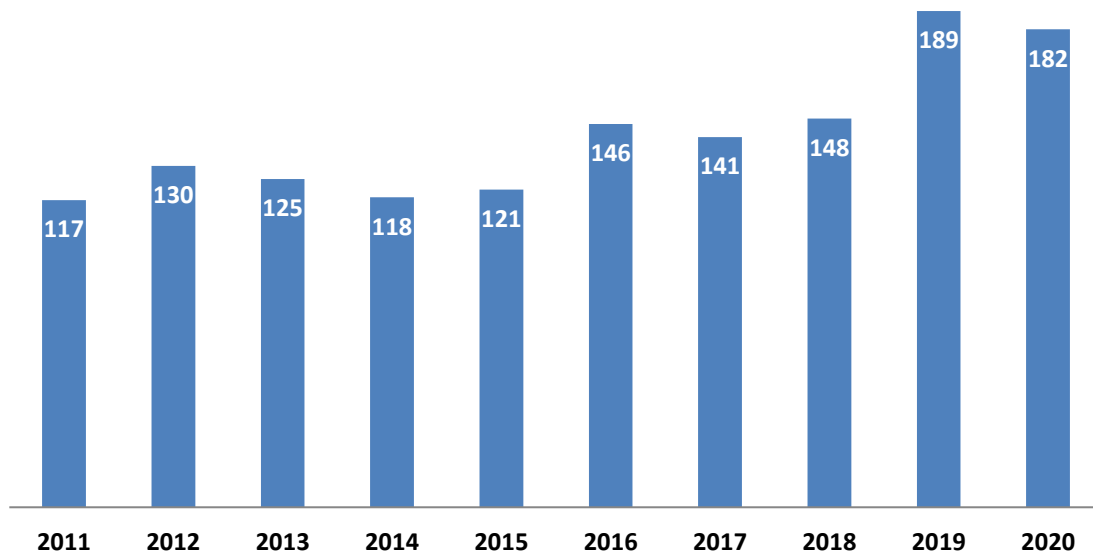
Pima County Overdoses by drug by year 2014 - 2020



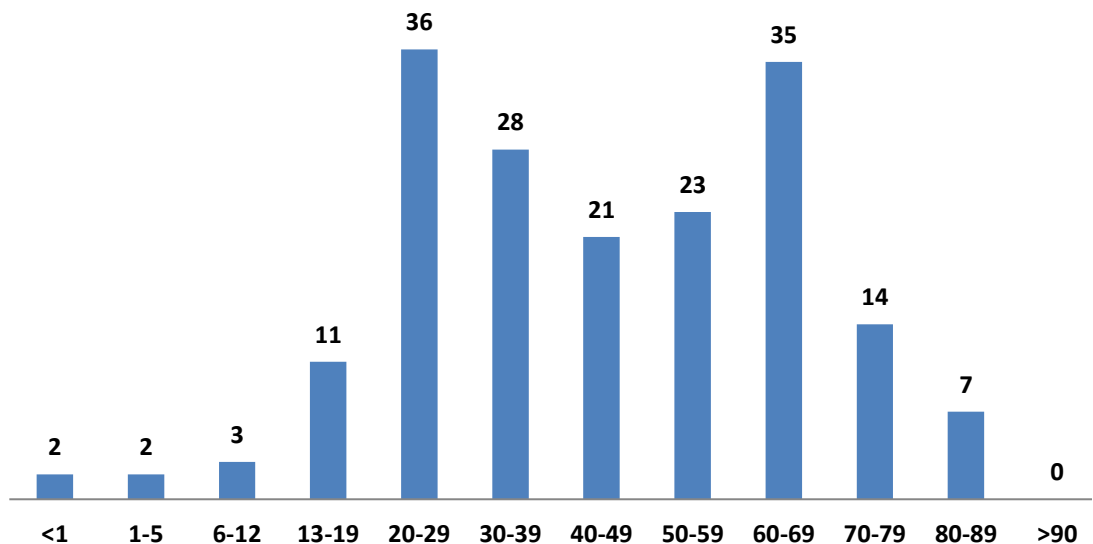
PIMA COUNTY MOTOR VEHICLE RELATED FATALITIES

Motor vehicle related fatalities accounted for 182 total deaths in Pima County in 2020. The majority, 84 deaths, were occupants of a motor vehicle involved in an accident (MVA). Of the remaining, 29 were motorcycle accidents (MCA), 64 were pedestrians or bicyclists struck by vehicles, and 5 were all-terrain vehicle (ATV) accidents. Individuals who died from motor vehicle related fatalities were most frequently males (75%) and between 20-29 years of age (21%).

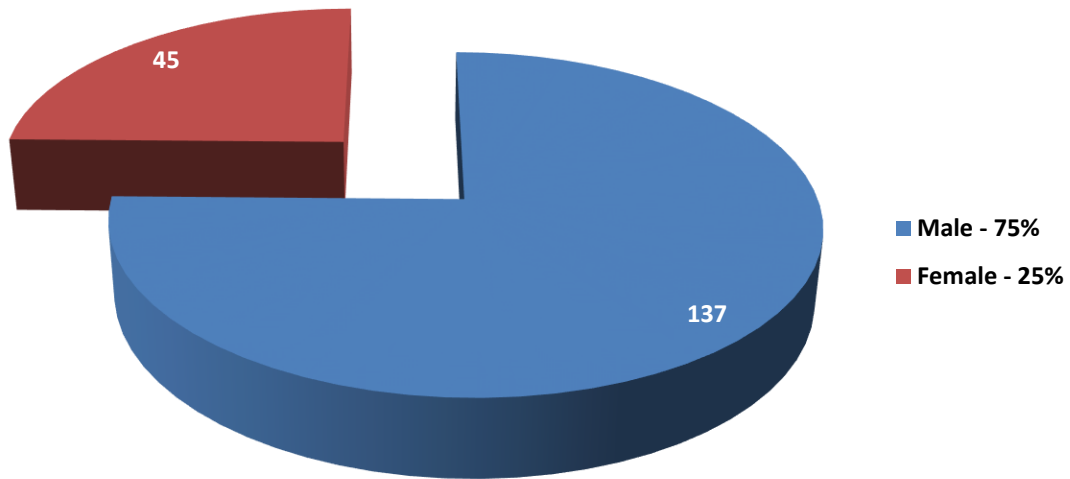
Pima County Motor Vehicle Fatalities 2011 - 2020



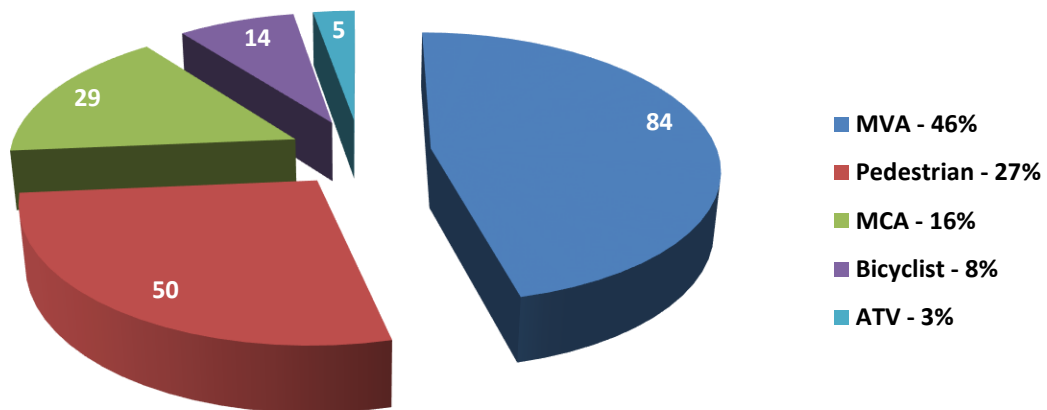
Pima County Motor Vehicle Fatalities by Age 2020



Pima County Motor Vehicle Fatalities by Sex 2020



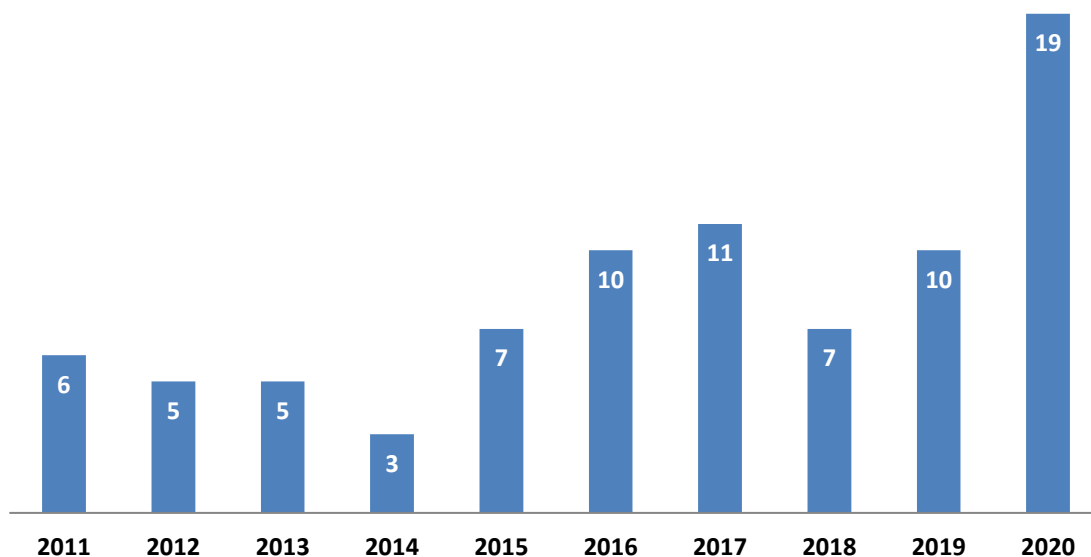
Pima County Motor Vehicle Fatalities by Type 2020



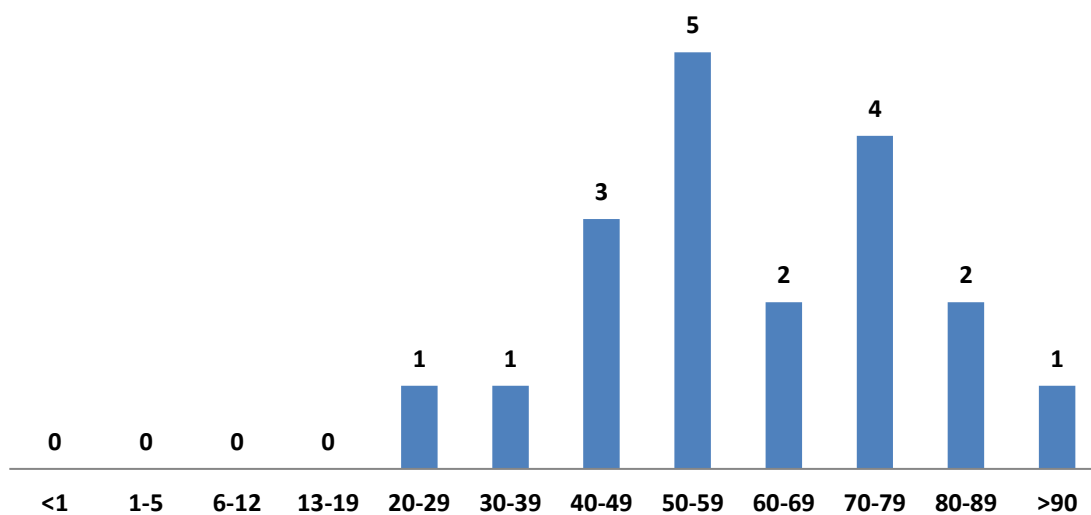
PIMA COUNTY HEAT RELATED FATALITIES

Heat (hyperthermia) related fatalities accounted for 19 total deaths in Pima County in 2020, excluding undocumented border crosser deaths. For environmental deaths involving UBCs, please reference the UBC section on page 36 of this report.


Pima County Heat Related Fatalities 2011 - 2020



Pima County Heat Related Fatalities by Age 2020



Pima County Heat Related Fatalities by Sex 2020



Indigent Interment Program in Pima County

Legal responsibility for interment of a decedent rests with the next of kin (NOK) as determined pursuant to A.R.S. §36-831. The County may provide interment services for circumstances in which the NOK are found to be financially unable to pay for arrangements or in which the decedent is unclaimed or abandoned. The PCOME was appointed administrator of the County's Indigent Interment Program (IIP) and Pima County Cemetery (PCC) in September 2018, in-lieu of the County Public Fiduciary's Office, the previously appointed administrator.

In 2020, 681 applications for IIP consideration, approximately 5% of the total deaths (13,461) in the county, were processed by our IIP coordinator. In general, IIP applications can be divided into those that are approved for County assistance and those that are disapproved. Regardless of application outcome, special interest groups such as veterans and the homeless are over represented in comparison to the general population in IIP consideration. Some statistical information concerning application outcomes and those interest groups will be provided in this report.

Definitions – Please consider these definitions when reviewing the charts on the following pages

Approved – The interment of the decedent's remains was funded by the County

Disapproved – The interment of the decedent's remains was not funded by the County

Met poverty standard – The decedent's NOK are known, but meet current federal poverty guidelines as promulgated by the U.S. Department of Health & Human Services, and therefore qualify for government interment assistance

Abandonment - The decedent's NOK are known but fail, or refuse to make interment arrangements for the decedent

Unidentified – The identity of the decedent is unknown and therefore NOK and presence or absence of financial hardship is unknown

No NOK – A search is conducted for family for a decedent in an effort to locate any known NOK who might make interment arrangements but no NOK are found

Burial – The decedent is interred either at the PCC or other cemetery as buried remains, not cremated or otherwise altered remains

Cremation – The decedent is interred as cremains in a columbarium at the PCC, columbarium at another cemetery, or released to NOK for their retention

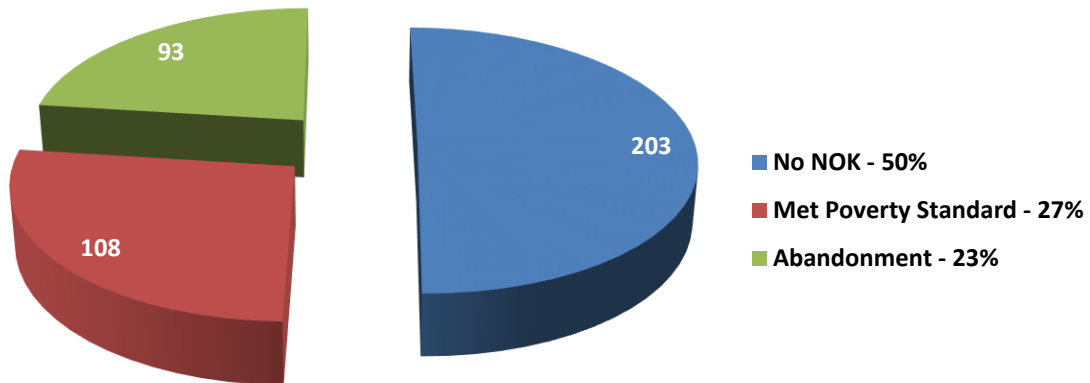
At the end of 2020, 70 burial plots remain available in the PCC and 1,086 cremation urn locations remain available in the PCC columbaria. The PCC end-of-year columbaria inventory stood at 1,554 remains with a total capacity of 2,640 remains amongst the four columbaria.



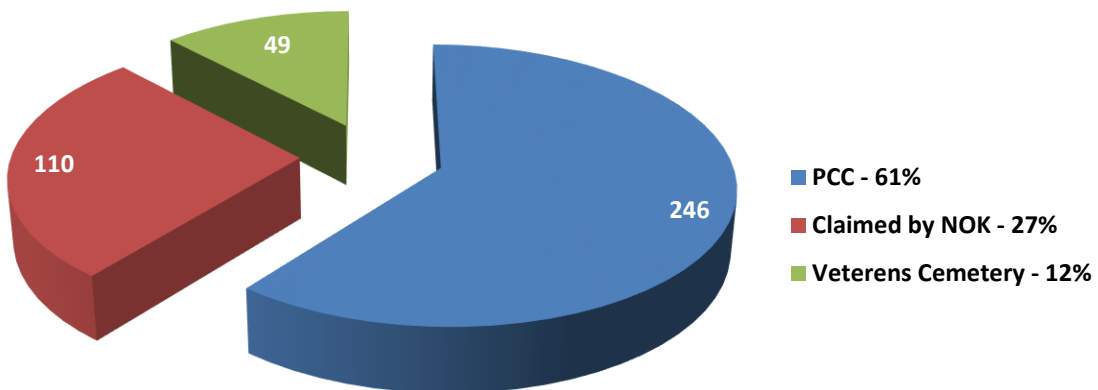
IIP Approvals vs Disapprovals

405 (60%) of the 681 IIP referrals were approved for County assistance in 2020. All 405 approvals resulted in cremation as the final disposition of the remains. 274 (40%) of the referrals were disapproved and family, guardians or local assistance groups assumed responsibility for the disposition of the remains.

Reason for IIP Approval 2020



Disposition of IIP Cremation Approvals 2020

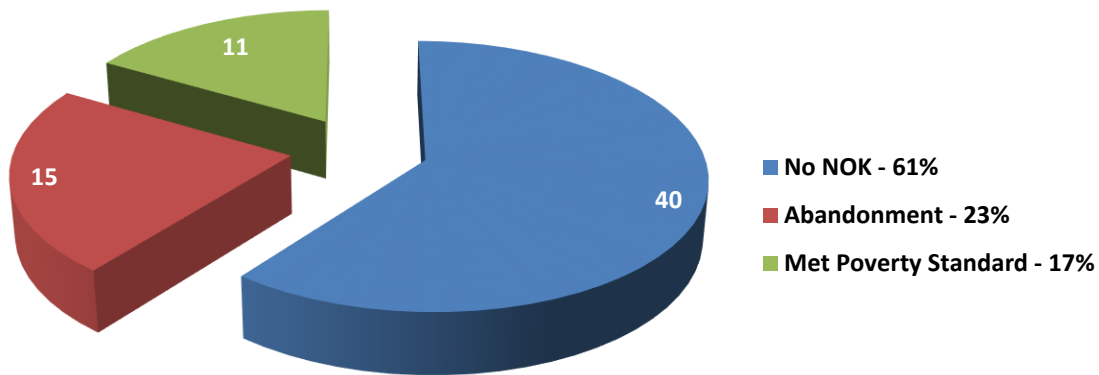


IIP Special Interest Groups

Veterans

100 (15%) of the 681 IIP applications were veterans. 66 veterans were approved through the IIP and 34 were disapproved. Veterans approved through the IIP programs are interred at the Southern Arizona Veterans Memorial Cemetery in Marana unless otherwise claimed by surviving family members.

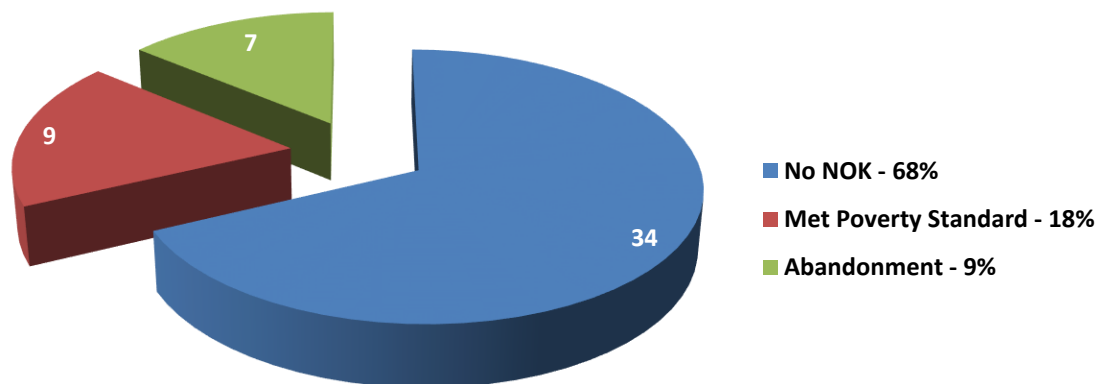
Reason for IIP Veteran Approval 2020



Homeless

73 (11%) of the 681 IIP applications were decedents believed to be homeless. 50 homeless decedents were approved through the IIP and 23 were disapproved.

Reason for IIP Homeless Approval 2020



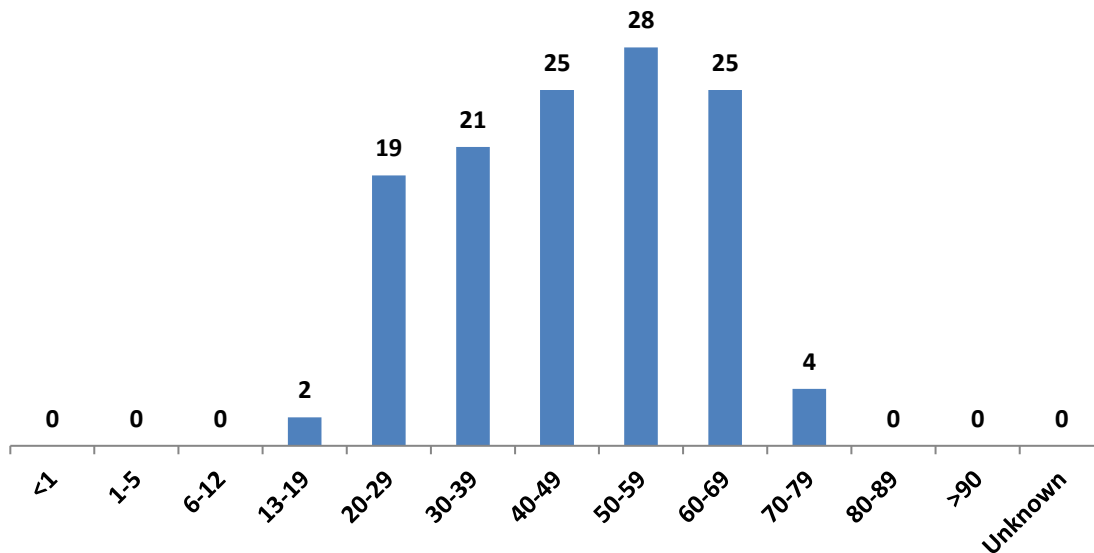
HOMELESS DECEDENTS

Caveats concerning the interpretation of homeless decedents in this section

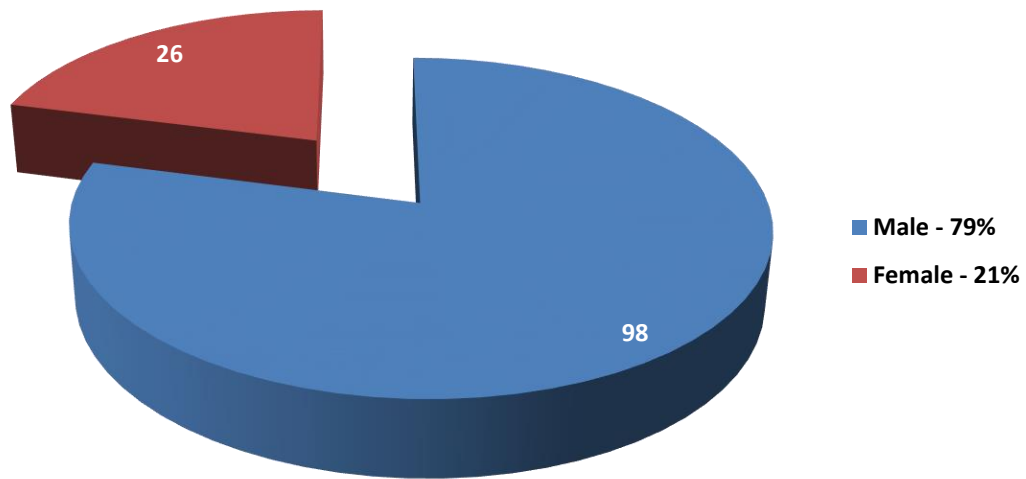
- These figures are not inclusive for all homeless deaths in Pima County in 2020. This only represents deaths reported to the PCOME and we have no knowledge of homeless decedents who were not reported to the PCOME. Homelessness, in and of itself, is not an OME reporting criteria (see page 5 for reporting criteria).
- Homeless in this data set is defined by a “yes” or “no” data field in an electronic case management system and is populated by a death investigator during the course of an initial death report to the PCOME. There will be instances in which a decedent was classified as homeless initially but is later found not to be and instances in which a decedent was not classified as homeless initially but is later learned to be. In short, this data will contain errors.
- There are different forms of homelessness (chronic, episodic, transitional and hidden) and this data does not have the granularity to differentiate between these forms.

Decedents deemed to be homeless (156) accounted for 4% of the Pima County deaths reported to the PCOME in 2020. Jurisdiction was accepted in 124 (79%) of those reported and declined in 32 (21%) of reported deaths. Certified (accepted) homeless decedents were frequently males (79%), between 50-59 years of age (23%) and died as the result of overdoses (53%).

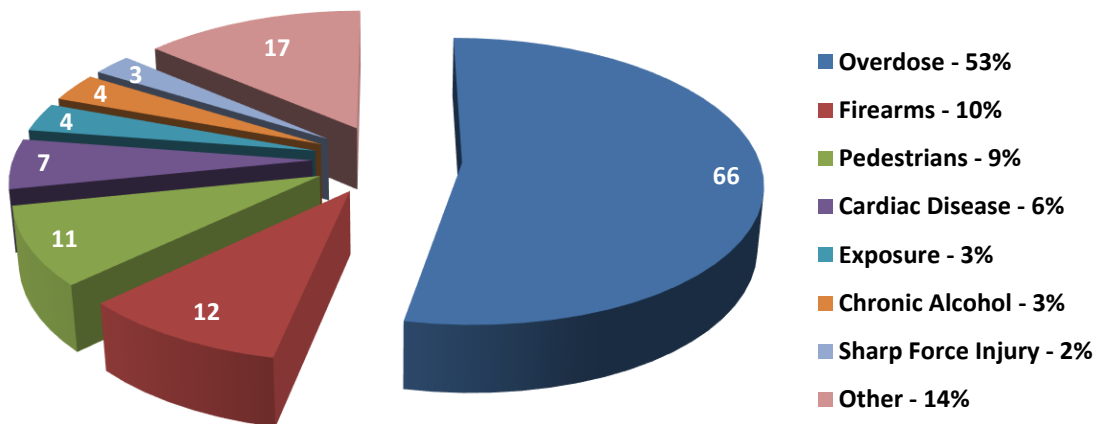
Pima County Homeless Deaths by Age 2020



Pima County Homeless Deaths by Sex 2020

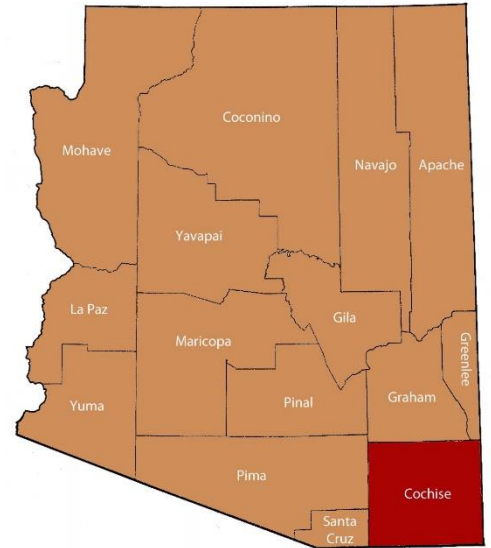


Pima County Homeless Deaths by Cause 2020



COCHISE COUNTY

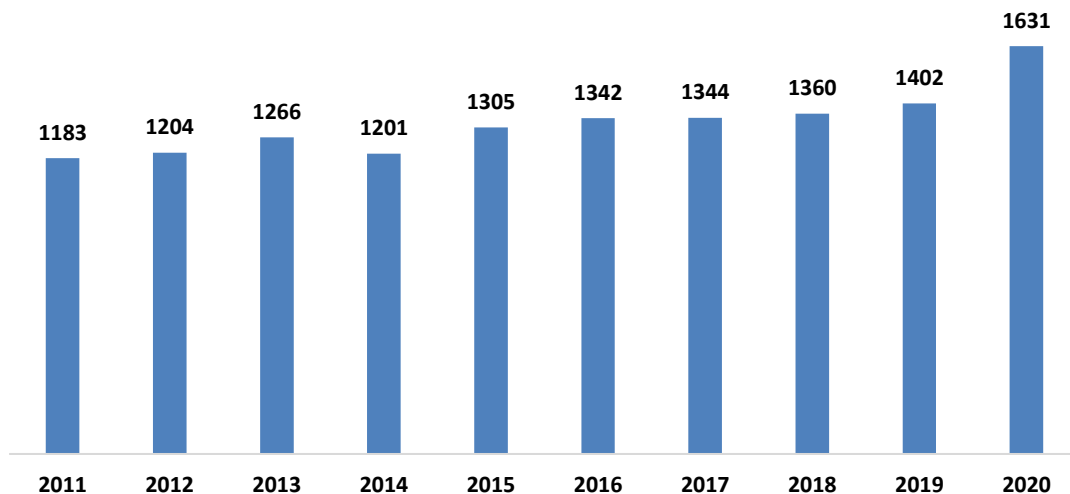
Cochise County contracts with the PCOME to certify deaths that fall under the jurisdiction of the medical examiner in Cochise County. Cochise County does not maintain an in-county Medical Examiner's office to conduct death scene investigations, transport remains, or triage deaths reportable to the medical examiner. Cochise County does provide third party transportation services, local law enforcement death scene investigation and archival support for examinations that occurred prior to July 1, 2012. The PCOME works closely with Cochise County law enforcement agencies, the public fiduciary office and funeral homes to facilitate investigations, disposition of remains and transportation respectively. The PCOME is available as needed with mass fatality planning, fatality review panels, or other medical examiner related issues in Cochise County.



TOTAL MORTALITY

The number of deaths reported to the medical examiner's office in a given period is a reflection of the total population that the office serves. In 2020 there were 1,631 deaths of Cochise County residents; of these 370 (23%) were reported to the PCOME for investigation.

Cochise County Resident Mortality by Year 2011 - 2020*

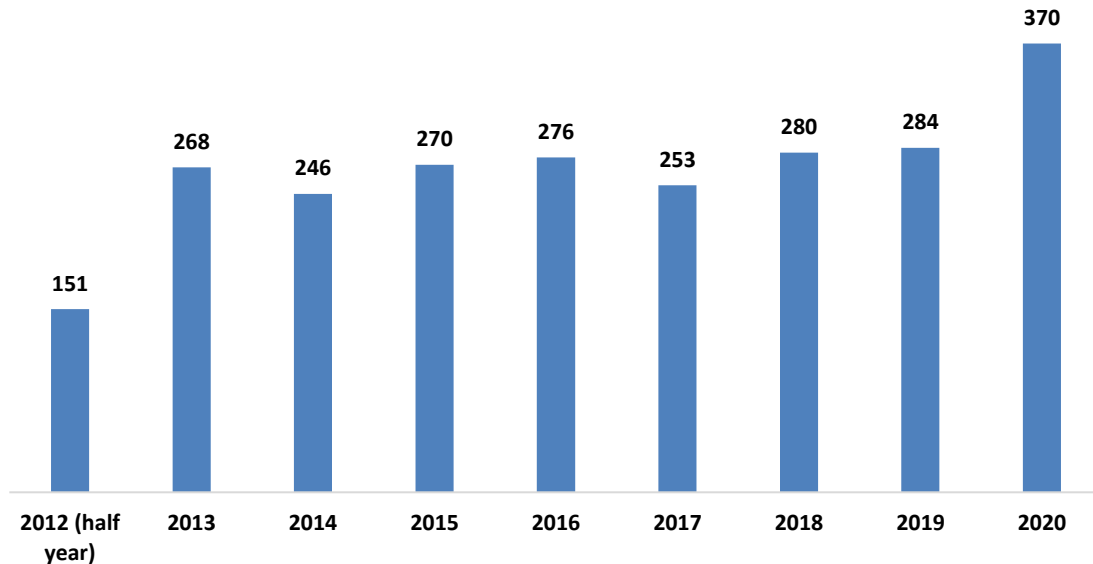


*Arizona Department of Vital Statistics as of 04/06/2021

TOTAL REPORTED DEATHS

The total cases investigated by the PCOME from Cochise County in a given year are the sum of the ME cases (autopsies, external examinations, and death certificate cases) and cases in which jurisdiction was declined.

Cochise County Deaths Reported to the PCOME 2012 - 2020

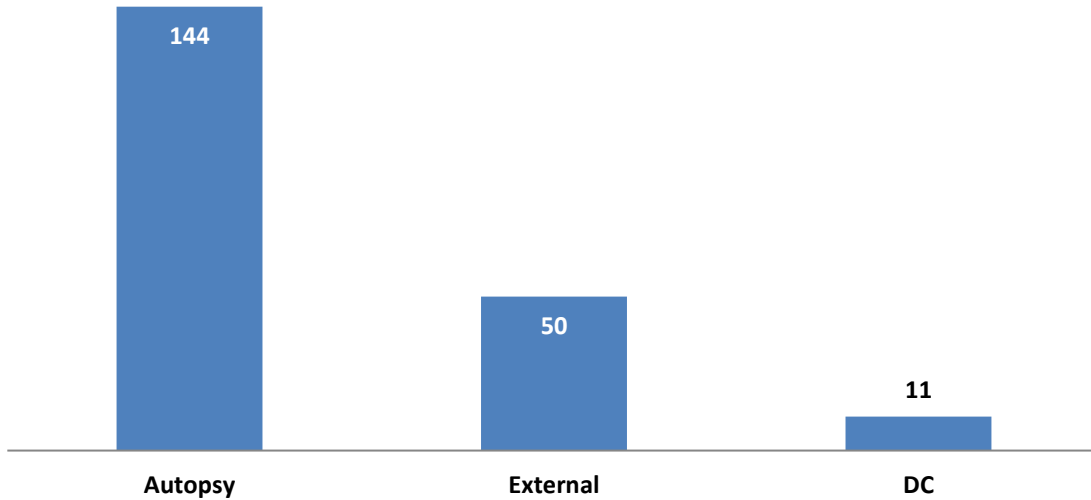


MEDICAL EXAMINER CASES

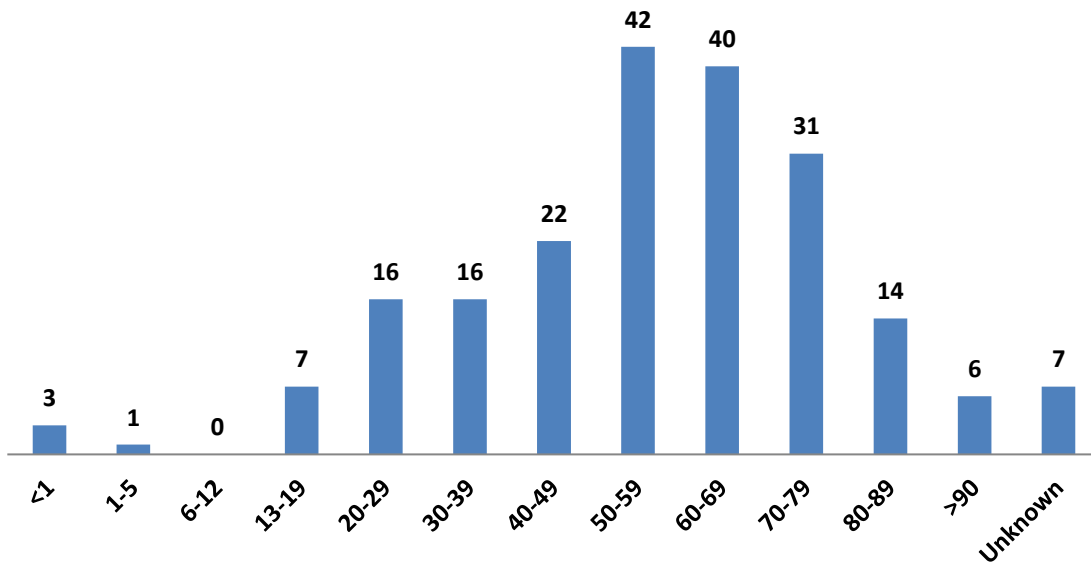
The PCOME considers all cases in which the cause and manner of death are determined by this office as “medical examiner cases.” Those cases include autopsies, external examinations and death certificate (DC) cases. Autopsies are examinations where a decedent is examined both externally and internally for evidence of injury or natural disease which may have caused or contributed to the individual’s death. External examinations consist of an external examination of the body without the internal examination. A DC case involves review of the medical records, law enforcement reports and any other information that may be necessary to determine the cause and manner of death without physical examination of the decedent. In 2020, 144 autopsies, 50 external examinations and 11 DC cases were performed on deaths from Cochise County.



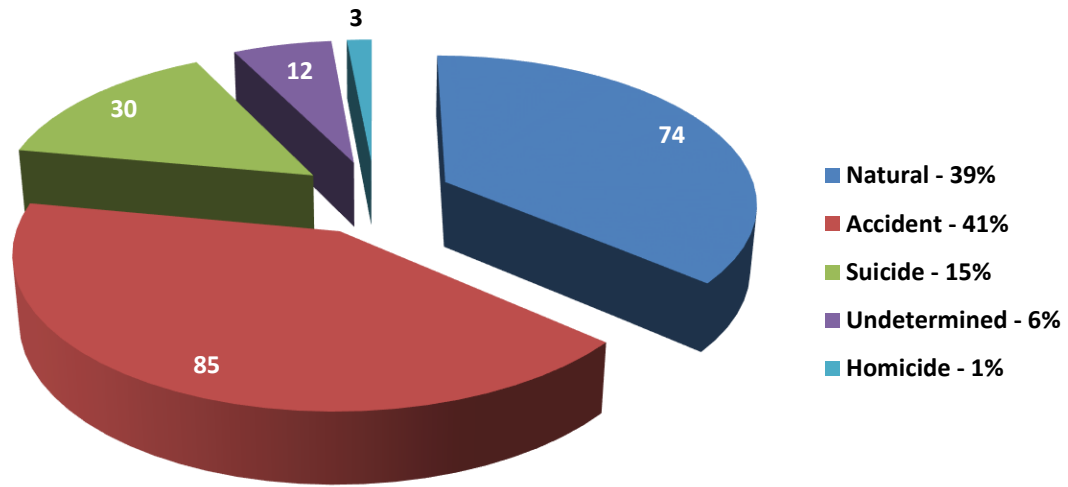
Cochise County Medical Examiner Cases 2020



Cochise County Medical Examiner Cases by Age 2020



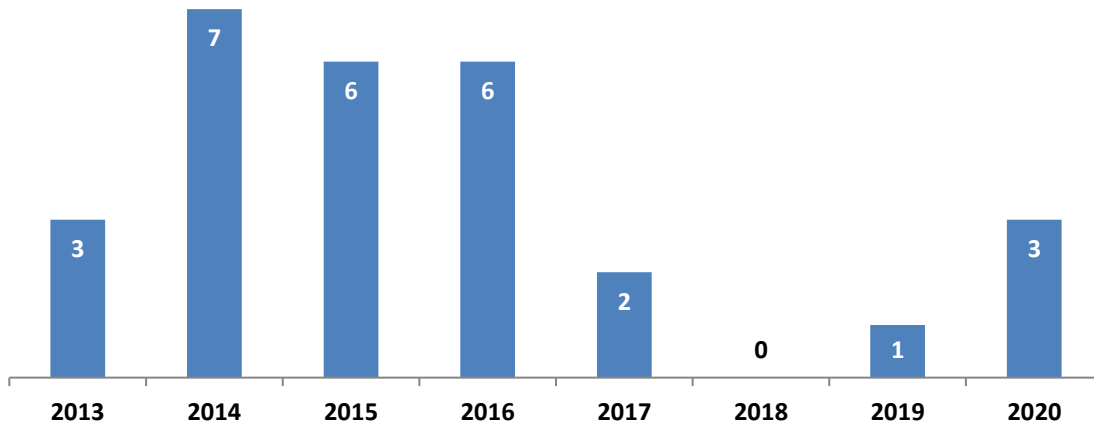
Cochise County ME Cases by Manner of Death 2020



HOMICIDE DEATHS

The PCOME examined one firearms and two blunt force related homicide deaths from Cochise County in 2020; 1% of total deaths certified. Homicide totals from 2013 – 2020 are compared below.

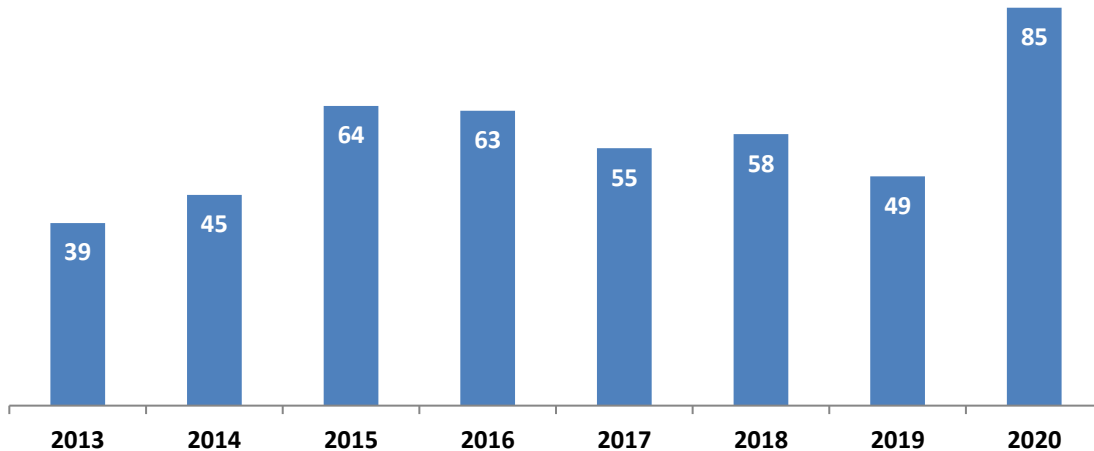
Cochise County Homicide Deaths 2013 - 2020



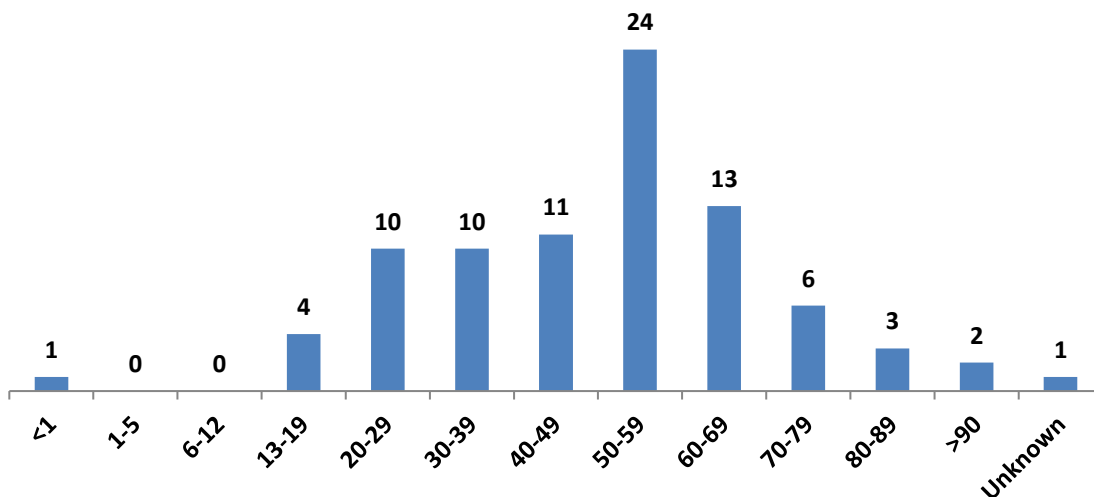
ACCIDENT DEATHS

The PCOME examined 85 accident deaths from Cochise County in 2020; 41% of total Cochise County deaths certified. Accident victims were most frequently males (69%), between 50-59 years of age (28%) and died as the result of an overdose (46%).

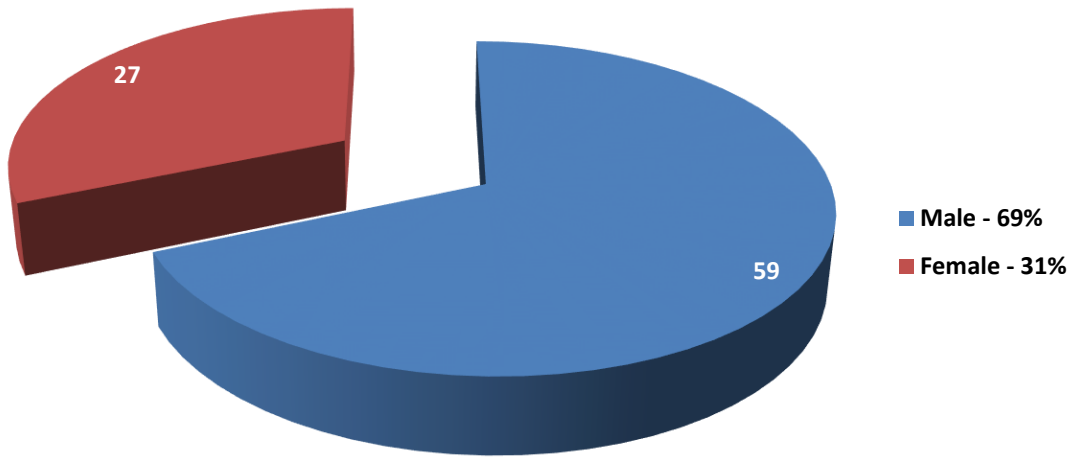
Cochise County Accident Deaths 2013 - 2020



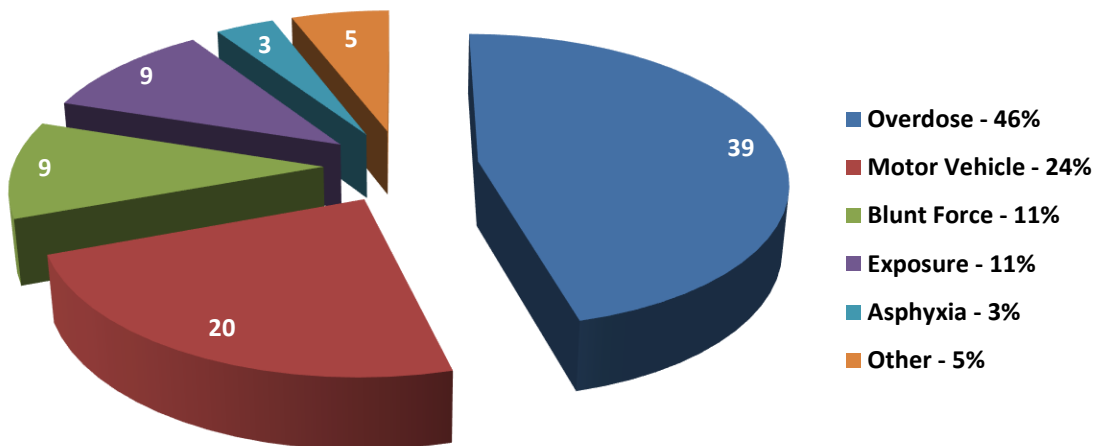
Cochise County Accident Deaths by Age 2020



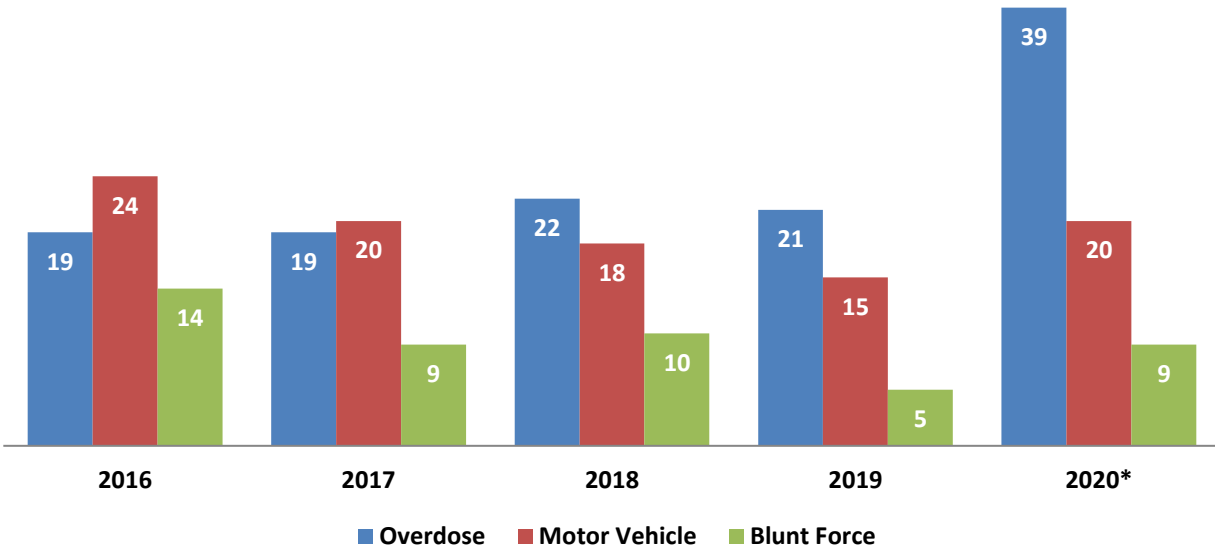
Cochise County Accident Deaths by Sex 2020



Cochise County Accident Deaths by Cause 2020



Cochise County Accident Deaths by Cause (Top 3) 2016 - 2020



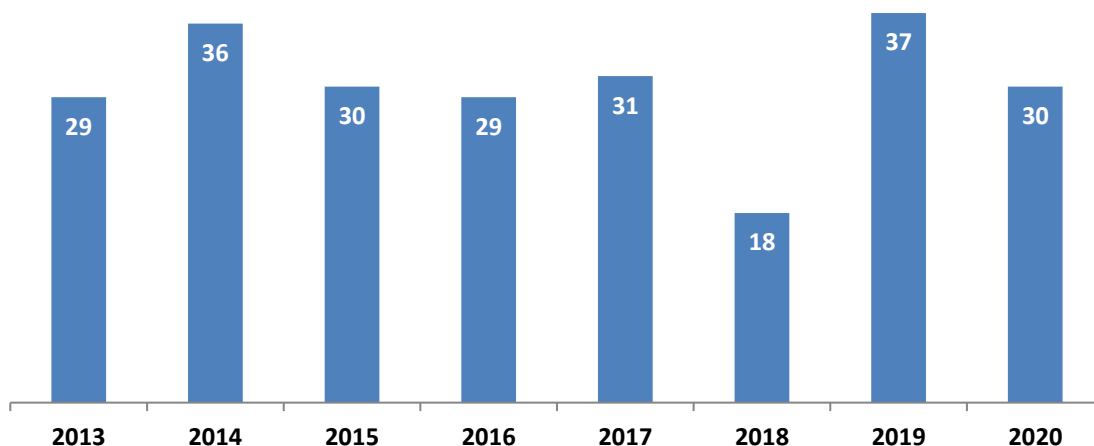
*Blunt Force (9) is tied with Exposure (9) as an accidental cause of death in 2020



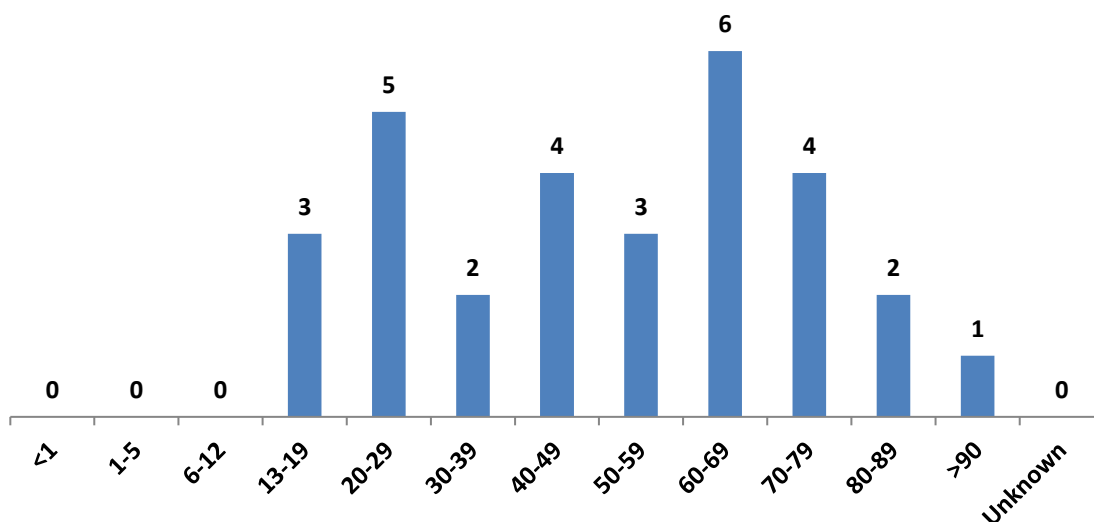
SUICIDE DEATHS

The PCOME examined 30 suicide deaths from Cochise County in 2020; 15% of total Cochise County deaths certified. Suicide victims were most frequently males (80%), between 60-69 years of age (20%) and died as the result of firearms (63%).

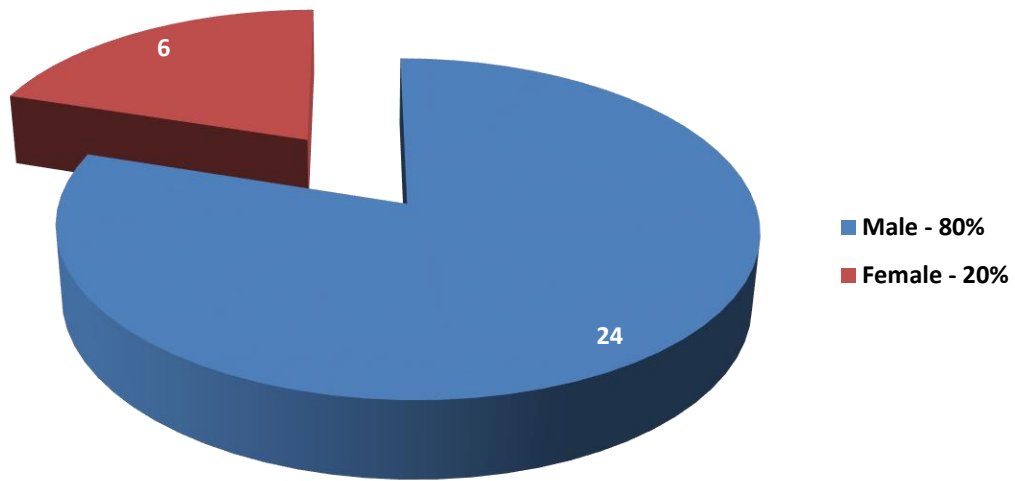
Cochise County Suicide Deaths 2013 - 2020



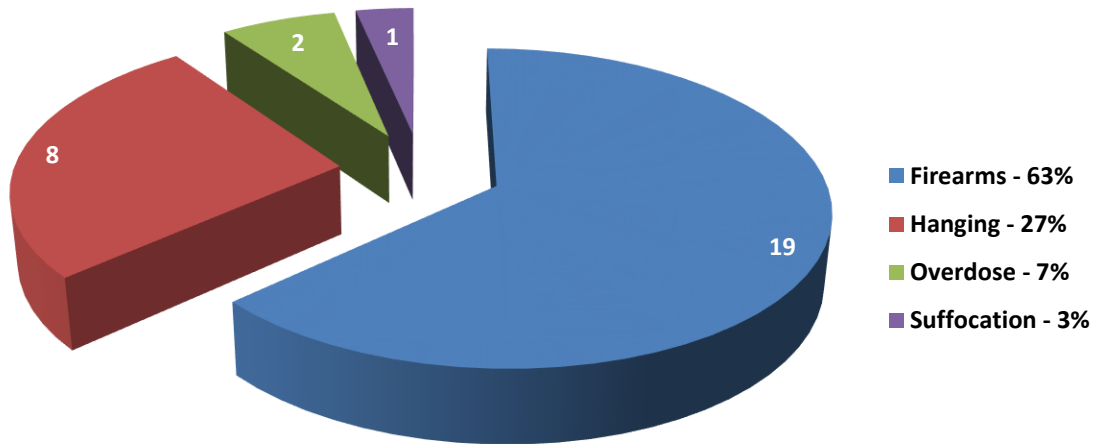
Cochise County Suicide Deaths by Age 2020



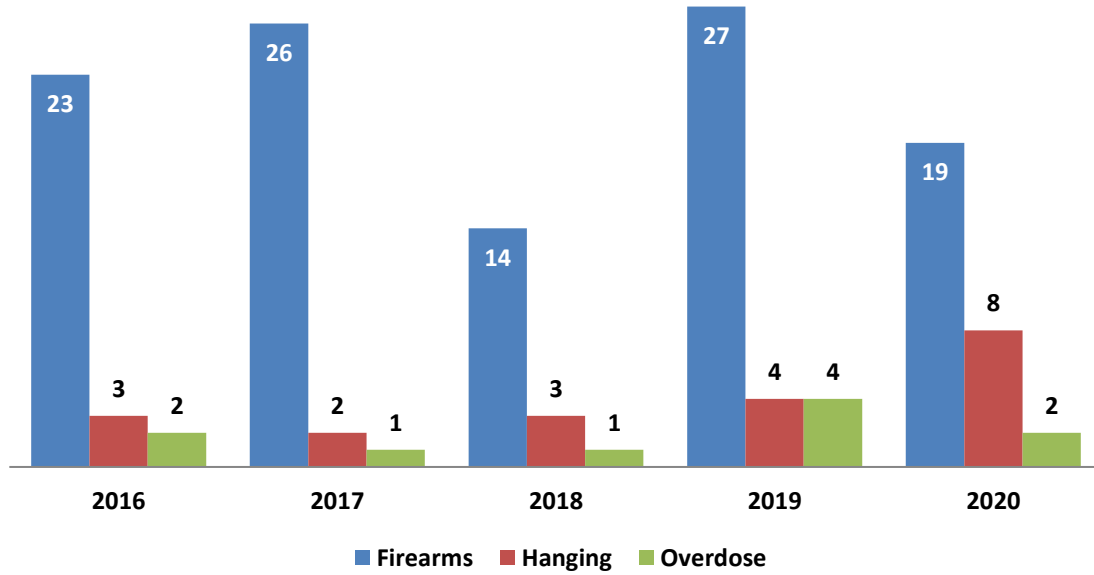
Cochise County Suicide Deaths by Sex 2020



Cochise County Suicide Deaths by Cause 2020



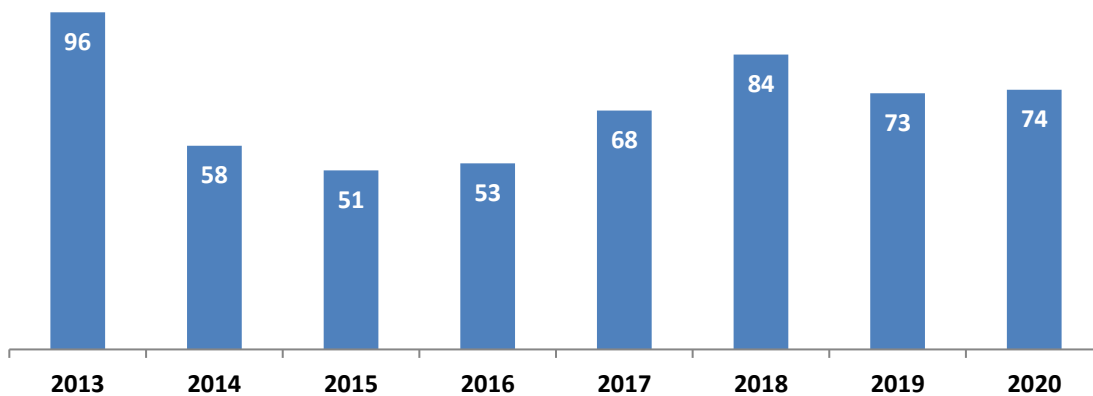
Cochise County Suicide Deaths by Cause (Top 3) 2016 - 2020



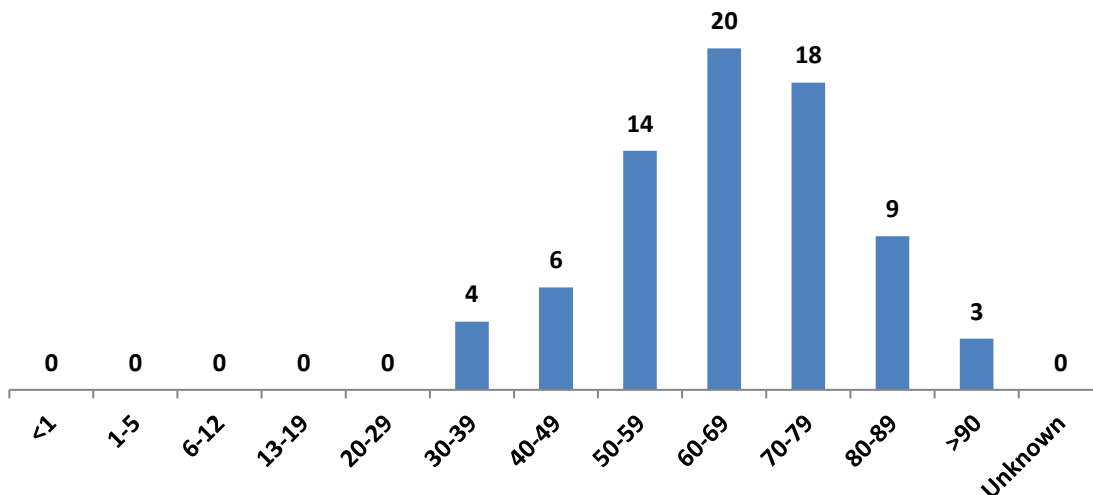
NATURAL DEATHS

The PCOME examined 74 natural deaths from Cochise County in 2020; 39% of total Cochise County deaths certified. Individuals who died from natural causes were most frequently males (70%), between 60-79 years of age (27%) and died as the result of cardiovascular disease (69%).

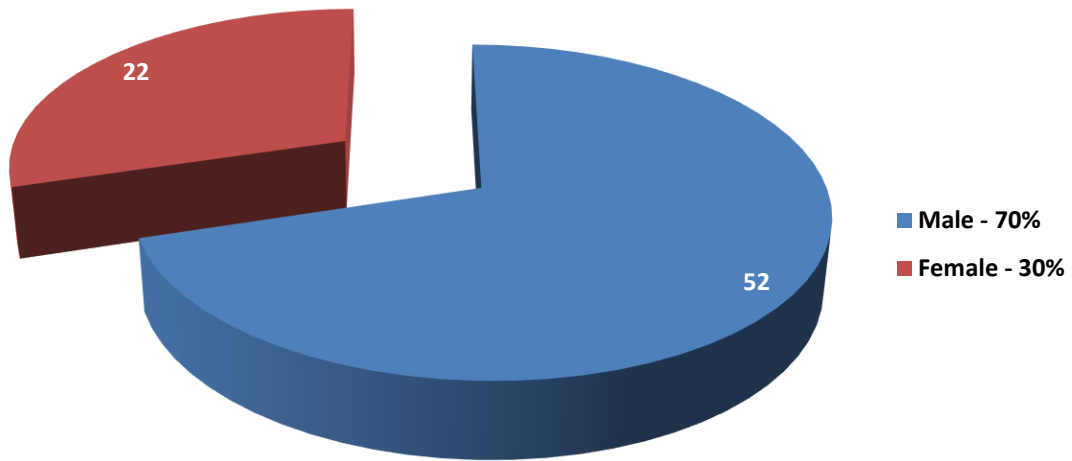
Cochise County Natural Deaths 2013 - 2020



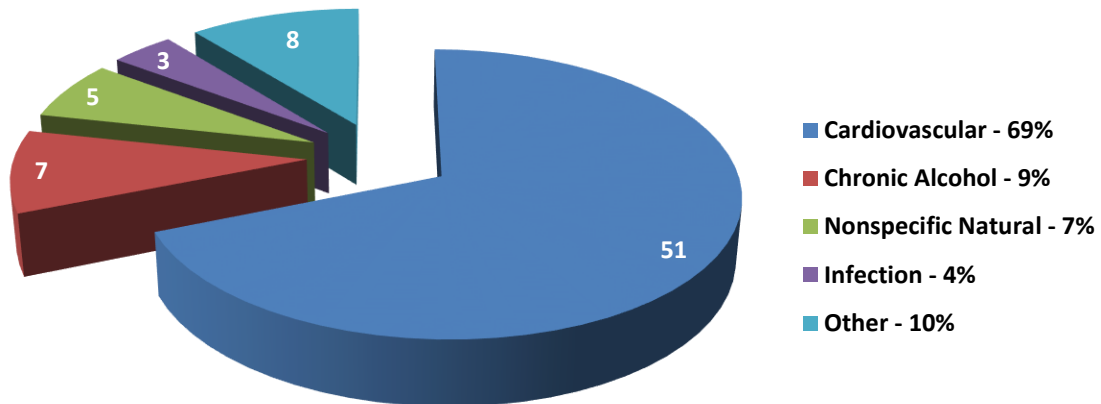
Cochise County Natural Deaths by Age 2020



Cochise County Natural Deaths by Sex 2020



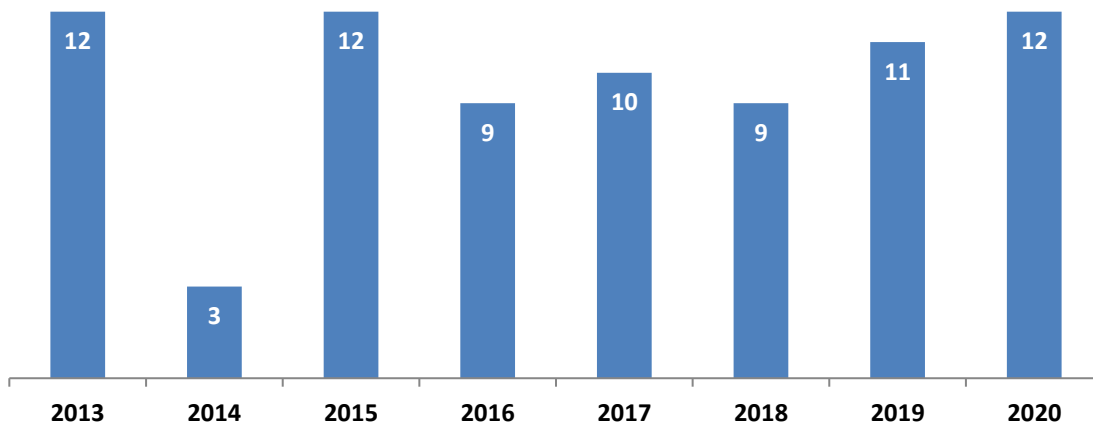
Cochise County Natural Deaths by Cause 2020



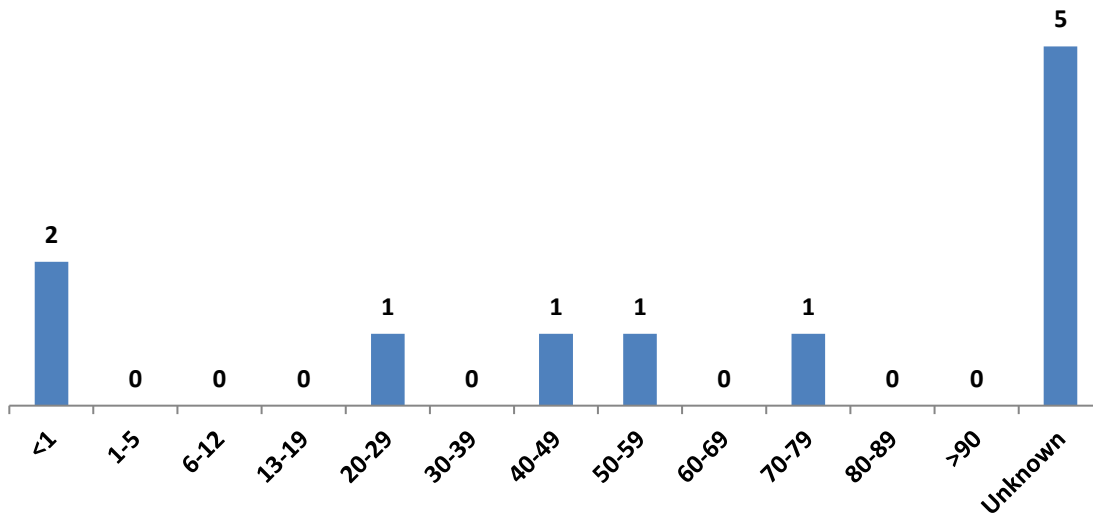
UNDETERMINED MANNER OF DEATH

The PCOME examined 12 undetermined deaths from Cochise County in 2020; 6% of total Cochise County deaths certified. Individuals who died with an undetermined manner were most frequently males (67%), of unknown age (42%) and died from undetermined causes (92%). The vast majority of these deaths represent decomposed remains, which oftentimes precludes a definitive cause of death determination.

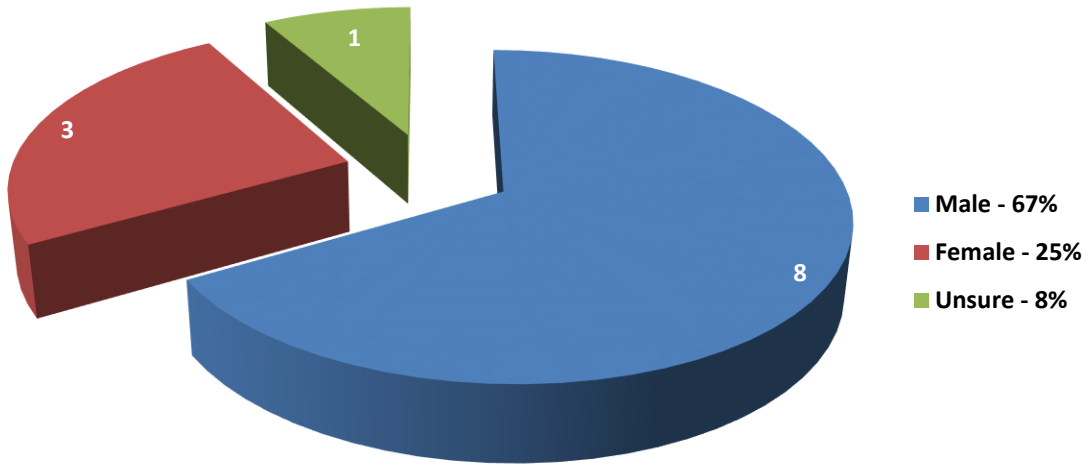
Cochise County Undetermined Manner 2013 - 2020



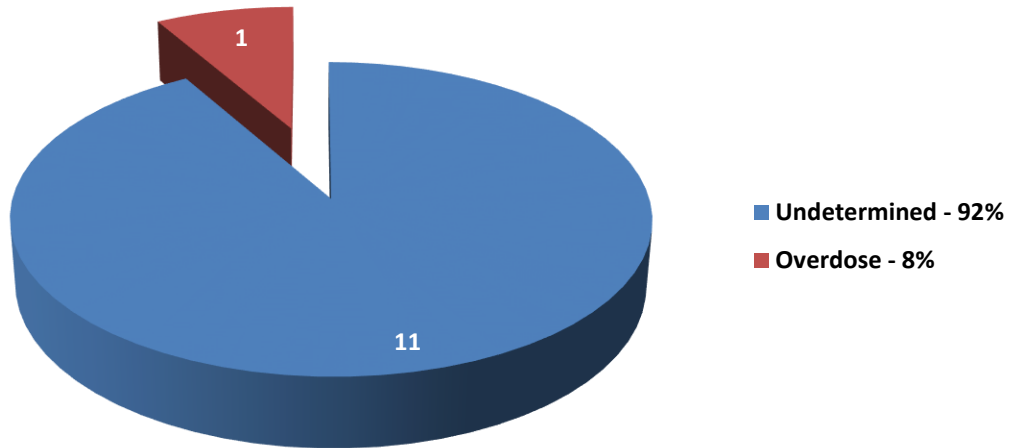
Cochise County Undetermined Manner of Death by Age 2020



Cochise County Undetermined Manner of Death by Sex 2020



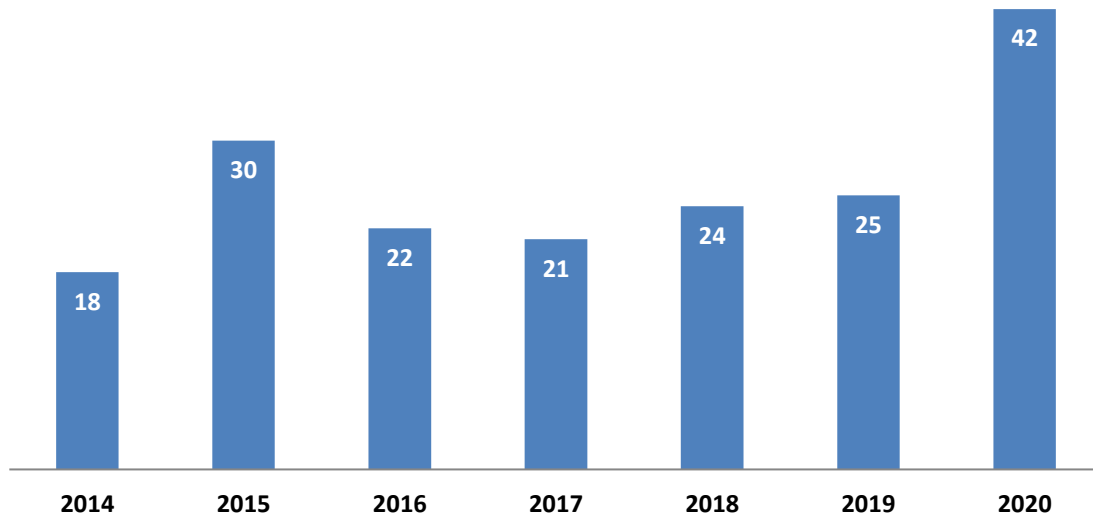
Cochise County Undetermined Manner of Death by Cause 2020



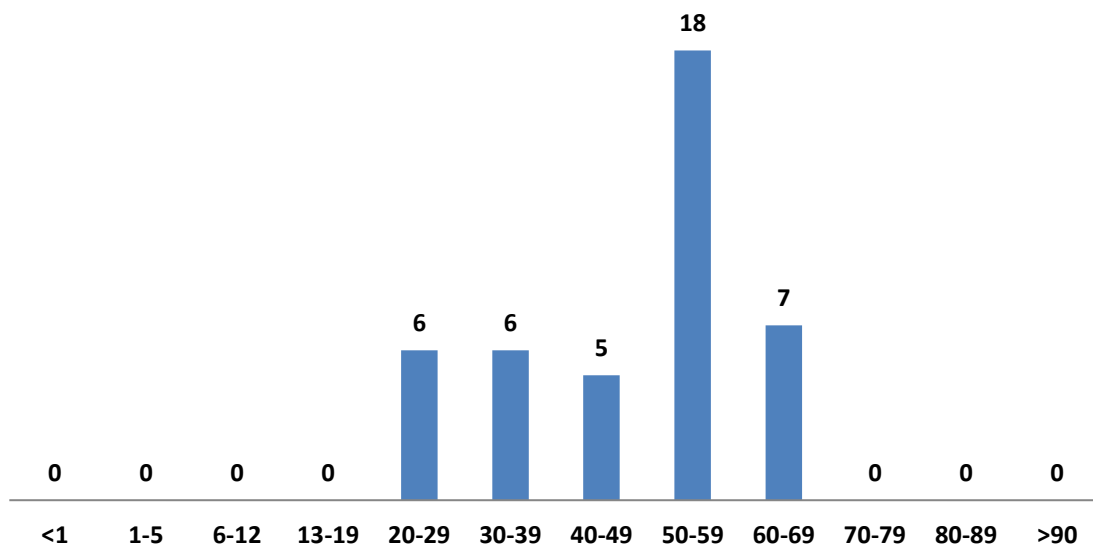
OVERDOSE DEATHS

There were 42 deaths attributed to an overdose of either a single drug (18 deaths, 43%) or a combination of drugs (24 deaths, 57%) in 2020. Overdose deaths commonly involved males (55%) between the ages of 50-59 (43%). The majority of these deaths were classified as accidents (93%).


Cochise County Overdose Deaths 2014 - 2020



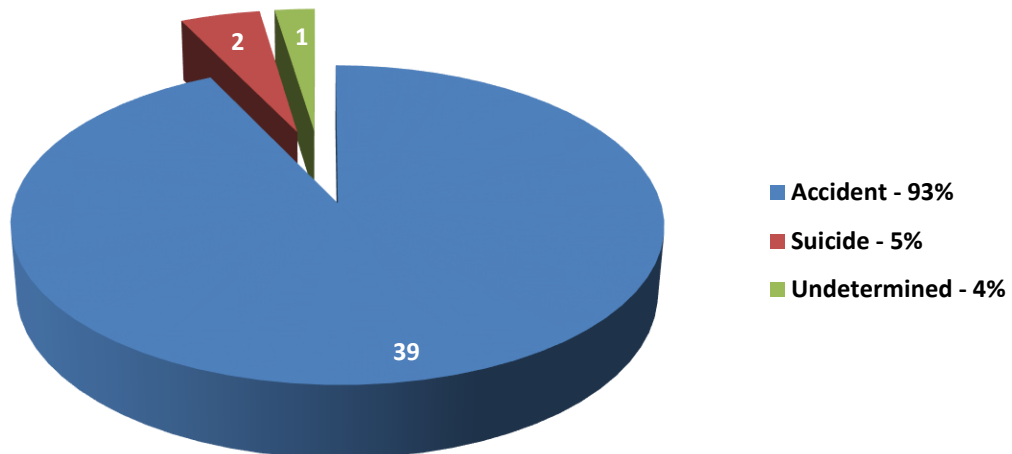
Cochise County Overdose Deaths by Age 2020



Cochise County Overdose Deaths by Sex 2020

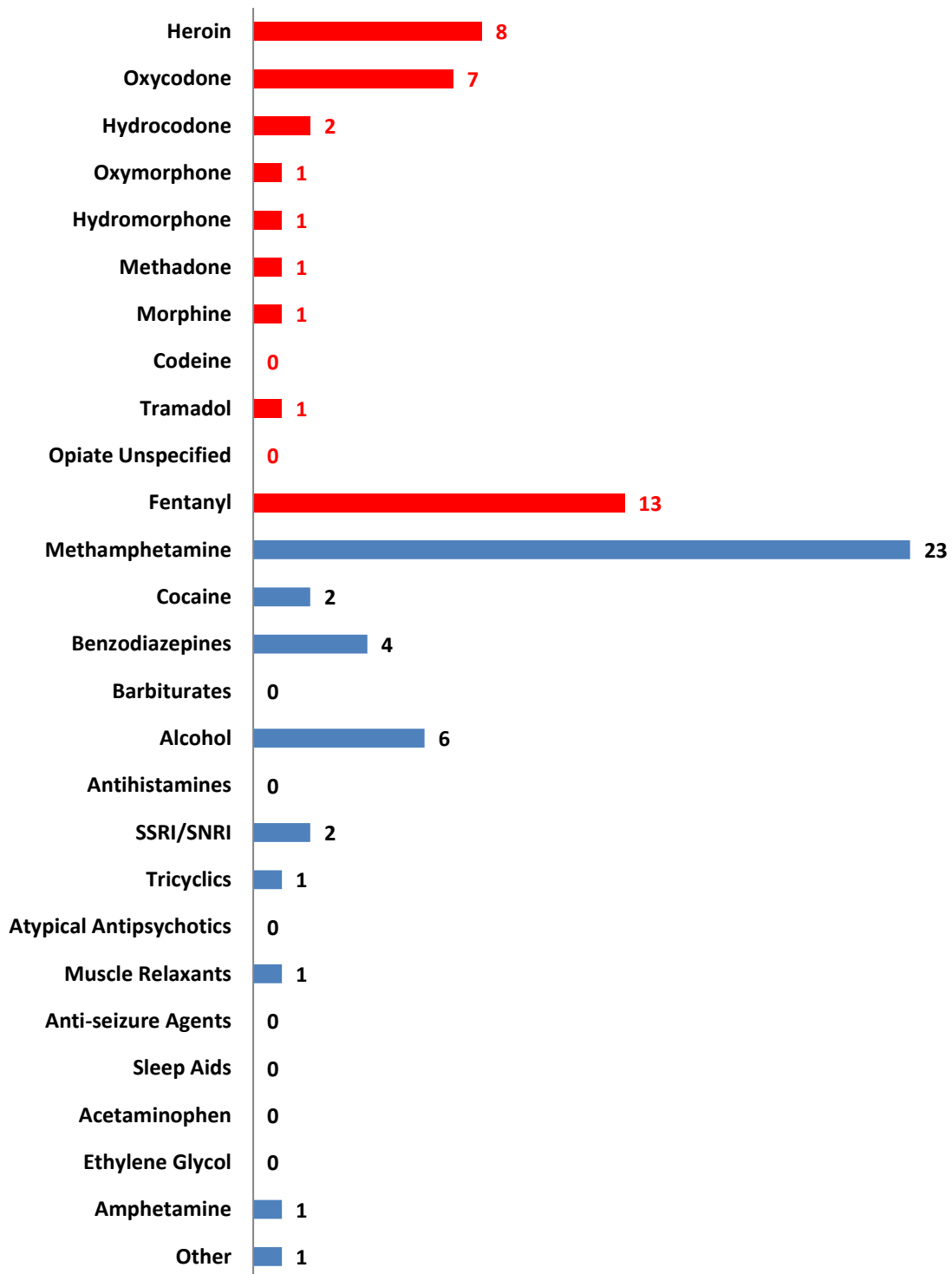


Cochise County Overdose Deaths by Manner 2020

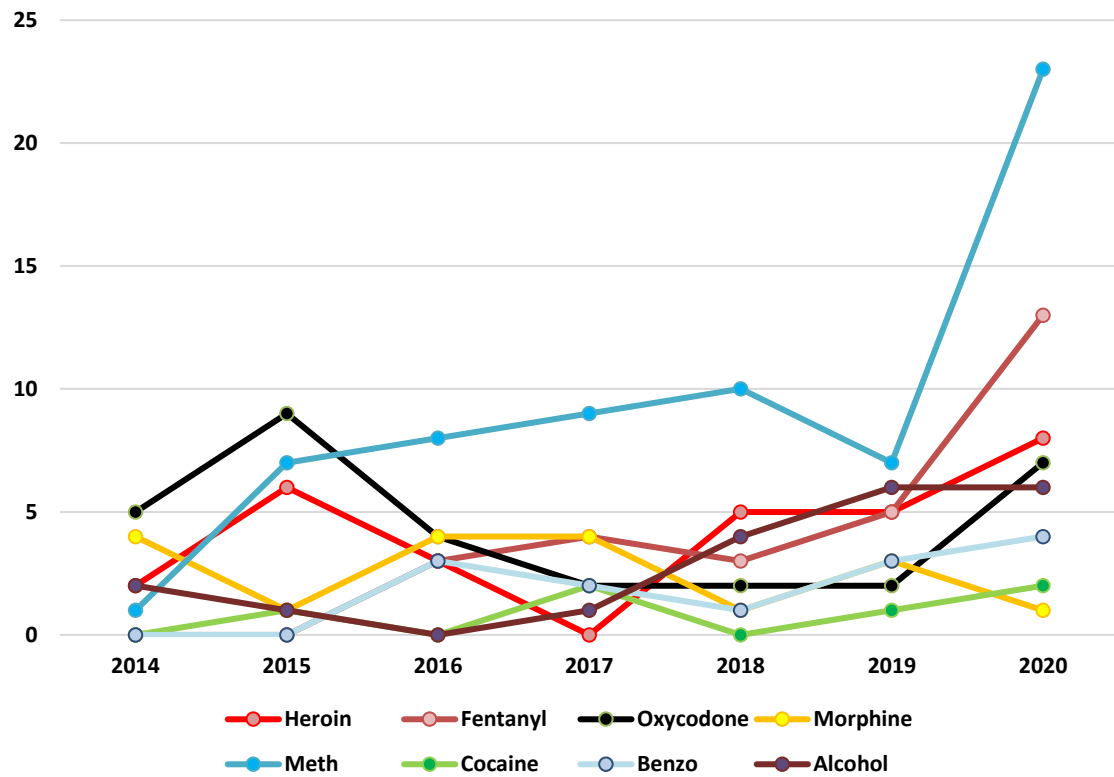


Cochise County Overdose Deaths by Drug 2020

Opiate compounds are **red**



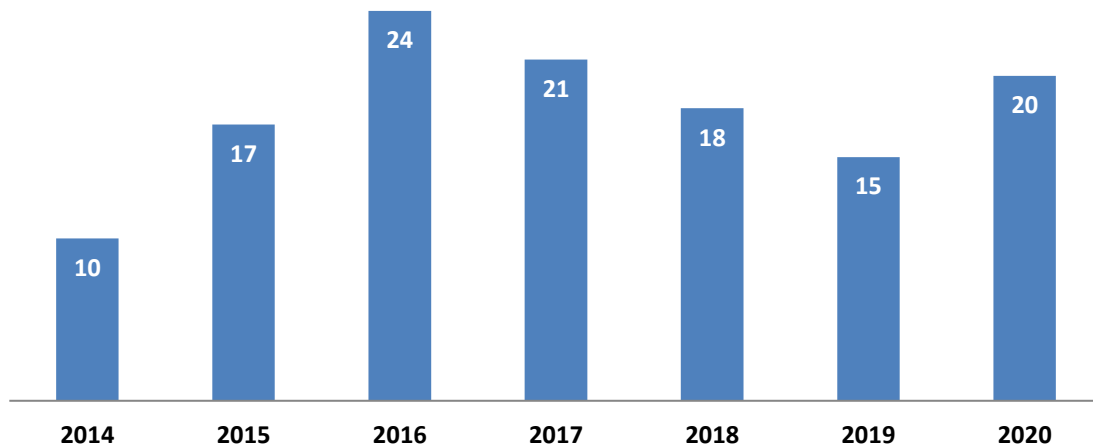
Cochise County Overdoses by drug by year 2014 - 2020



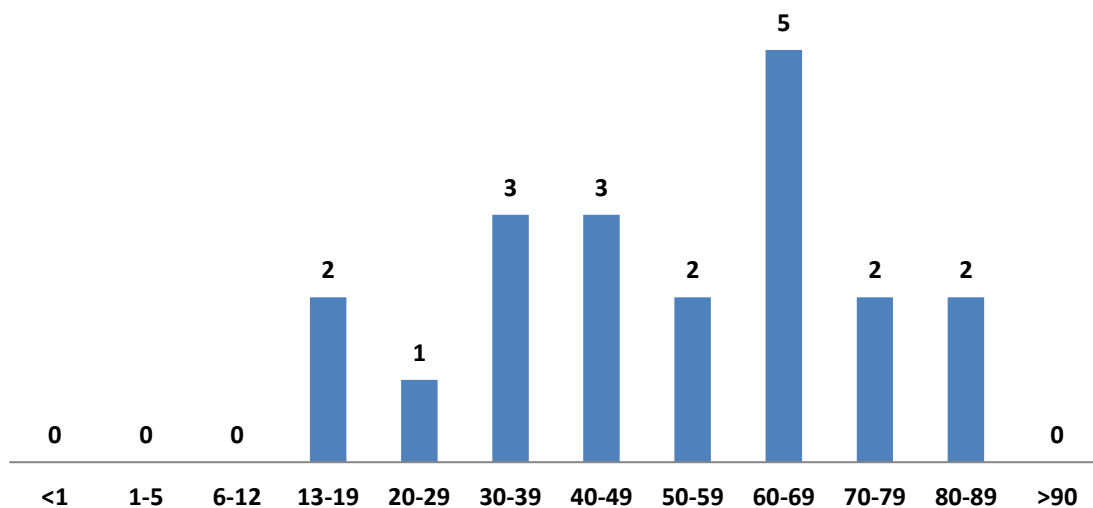
MOTOR VEHICLE RELATED FATALITIES

Motor vehicle related fatalities accounted for 20 total deaths in Cochise County in 2020. The majority, 11 deaths, were occupants of a motor vehicle involved in an accident (MVA). Of the remaining, three were motorcycle accidents (MCA), four were bicyclists struck by a vehicle, and two were pedestrians struck by vehicles. Individuals who died from motor vehicle related fatalities were most frequently males (80%) between the ages of 60-69 years (25%).

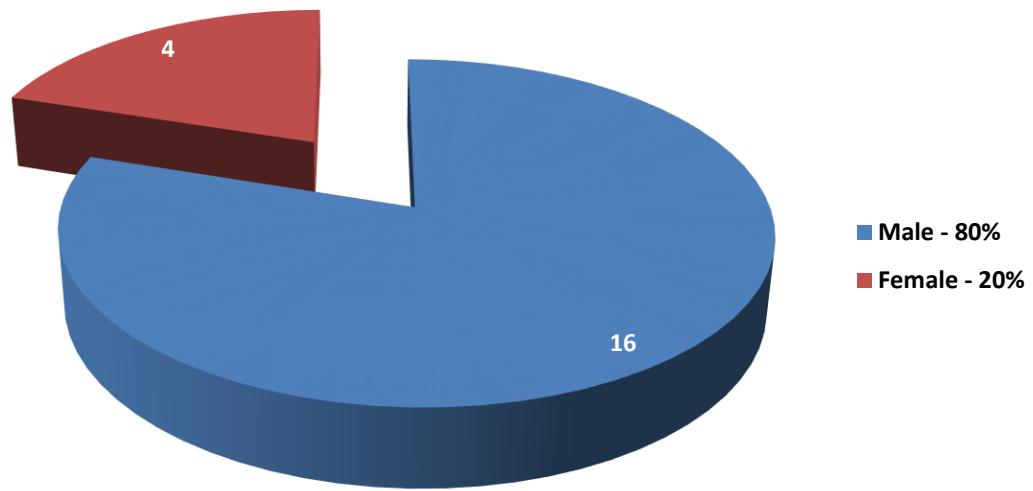
Cochise County Motor Vehicle Fatalities 2014 - 2020



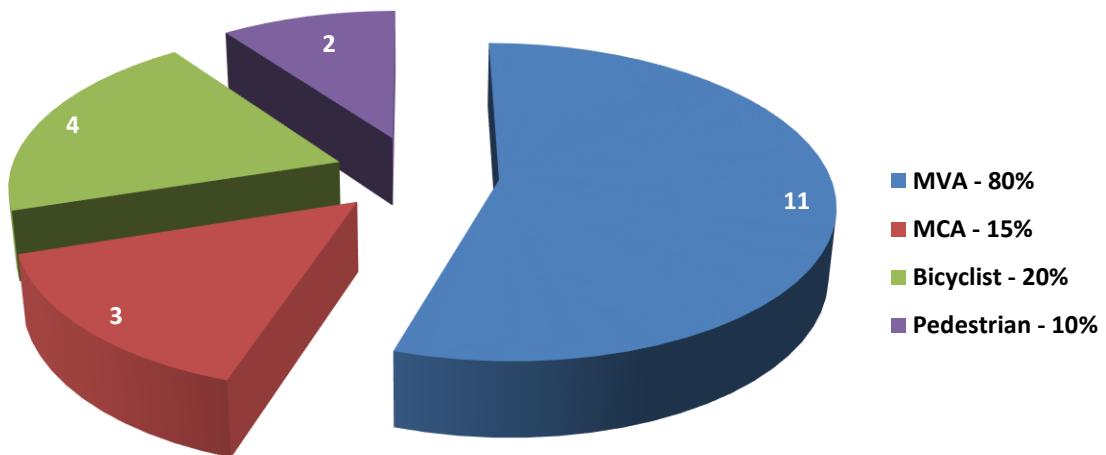
Cochise County Motor Vehicle Fatalities by Age 2020



Cochise County Motor Vehicle Fatalities by Sex 2020



Cochise County Motor Vehicle Fatalities by Type 2020



GRAHAM COUNTY

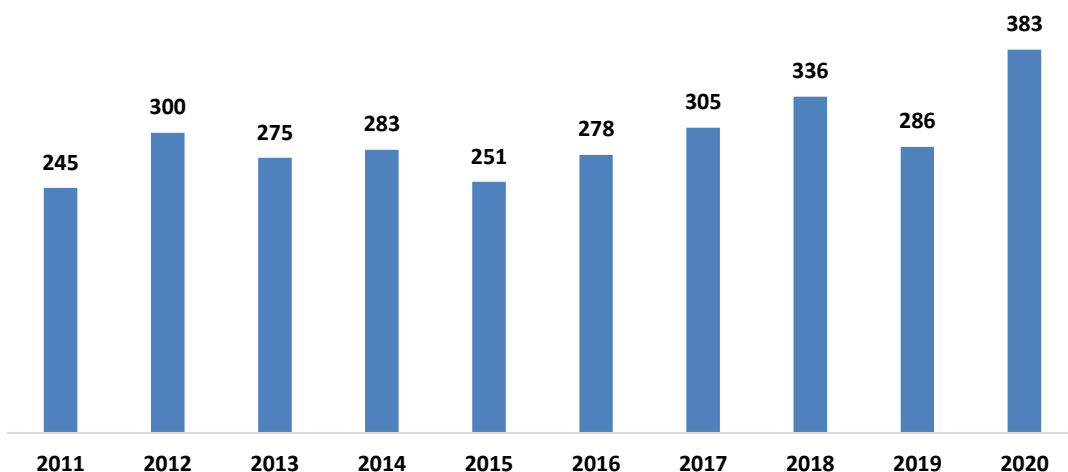
Graham County contracts (beginning July 1, 2020) with the PCOME to certify deaths that fall under the jurisdiction of the medical examiner in Graham County. Graham County does not maintain an in-county Medical Examiner's office to conduct death scene investigations, transport remains, or triage deaths reportable to the medical examiner. Graham County does provide third party transportation services, local law enforcement death scene investigation and archival support for investigations/certifications that occurred prior to July 1, 2020. The PCOME works closely with Graham County law enforcement agencies, the public fiduciary office and funeral homes to facilitate investigations, disposition of remains and transportation respectively. The PCOME is available as needed with mass fatality planning, fatality review panels, or other medical examiner related issues in Graham County.



TOTAL MORTALITY

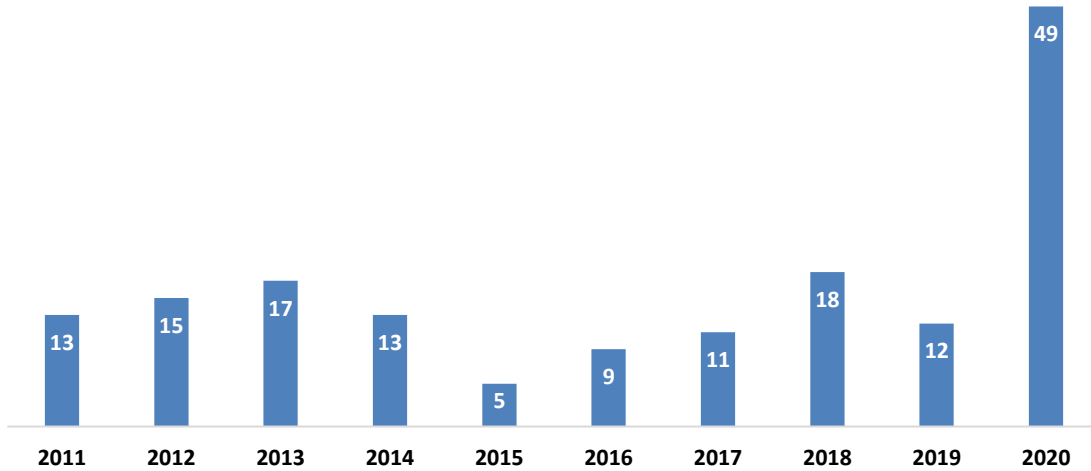
The number of deaths reported to the medical examiner's office in a given period is a reflection of the total population that the office serves. In 2020 there were 383 deaths of Graham County residents; of these 49 (13%) were reported to the PCOME for investigation.

Graham County Resident Mortality by Year 2011 - 2020*

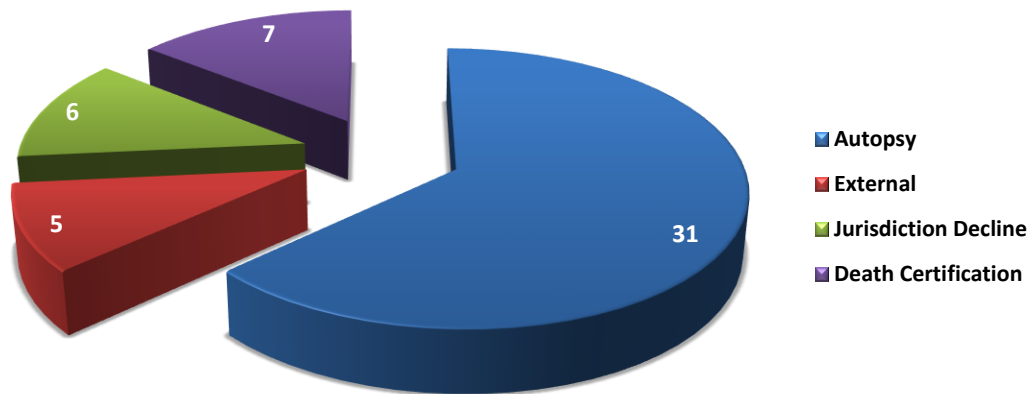


*Arizona Department of Vital Statistics as of 04/06/2021

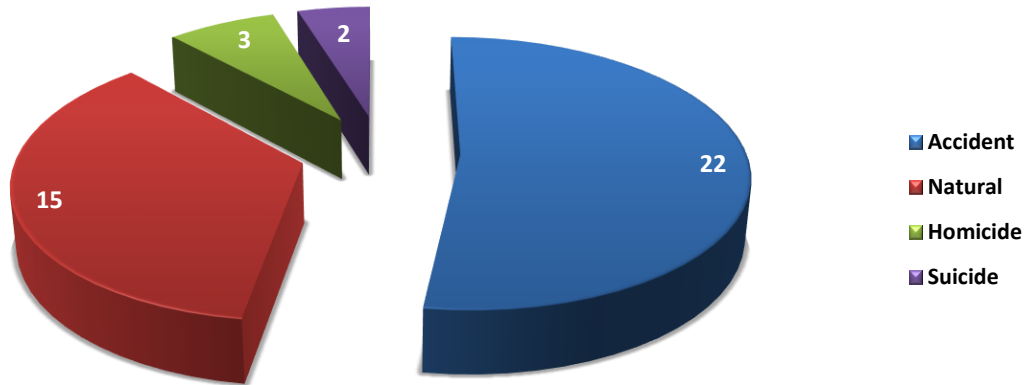
Graham County Deaths Reported to the PCOME 2011 - 2020



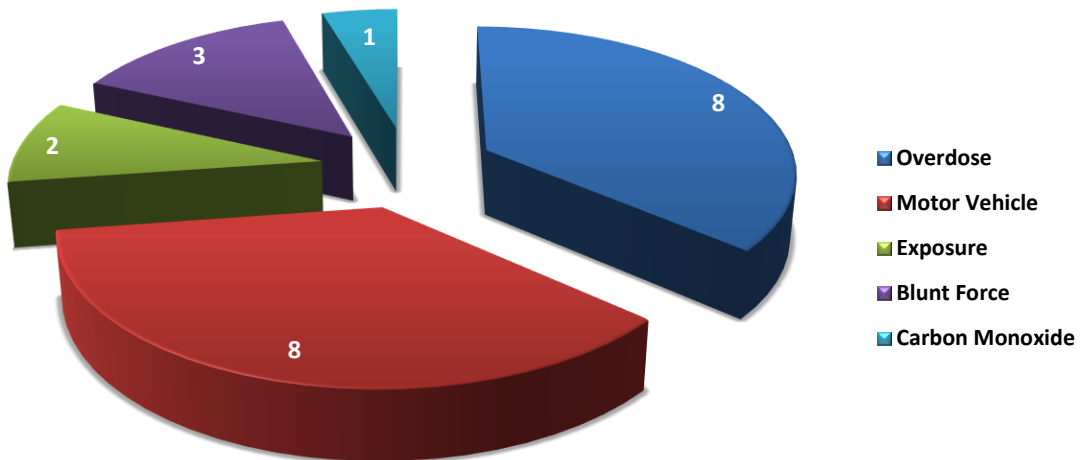
Graham County Deaths by Type of Exam 2020



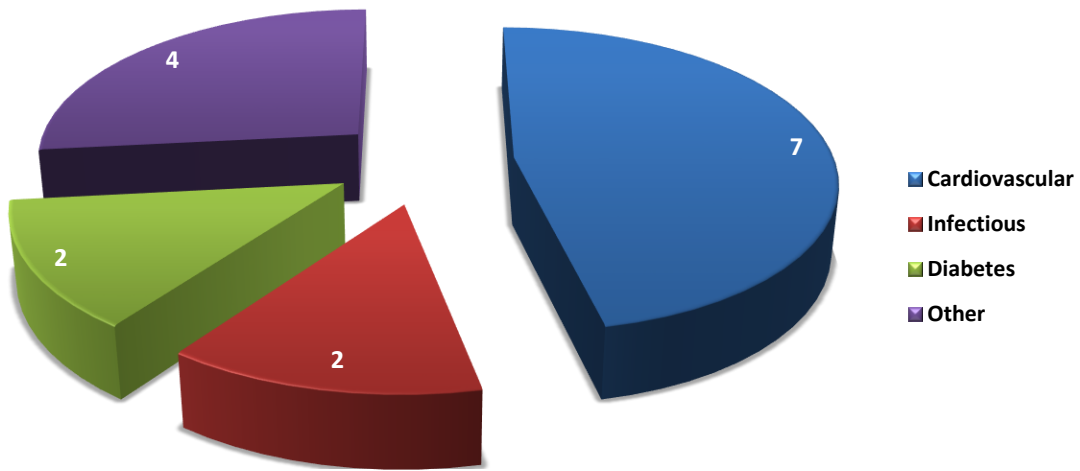
Graham County Deaths by Manner of Death 2020




Graham County Accident Deaths by Type 2020



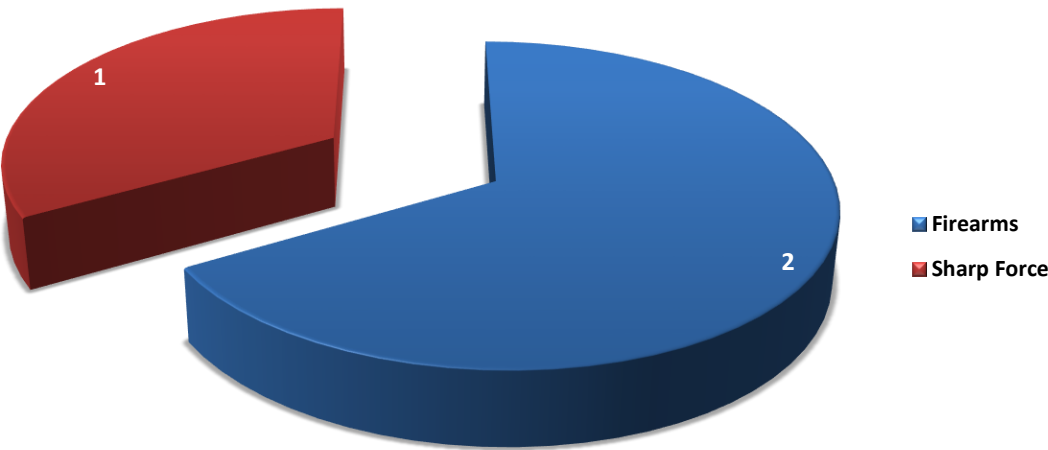
Graham County Natural Deaths by Type 2020



Graham County Suicide Deaths by Type 2020



Graham County Homicide Deaths by Type 2020



LA PAZ COUNTY

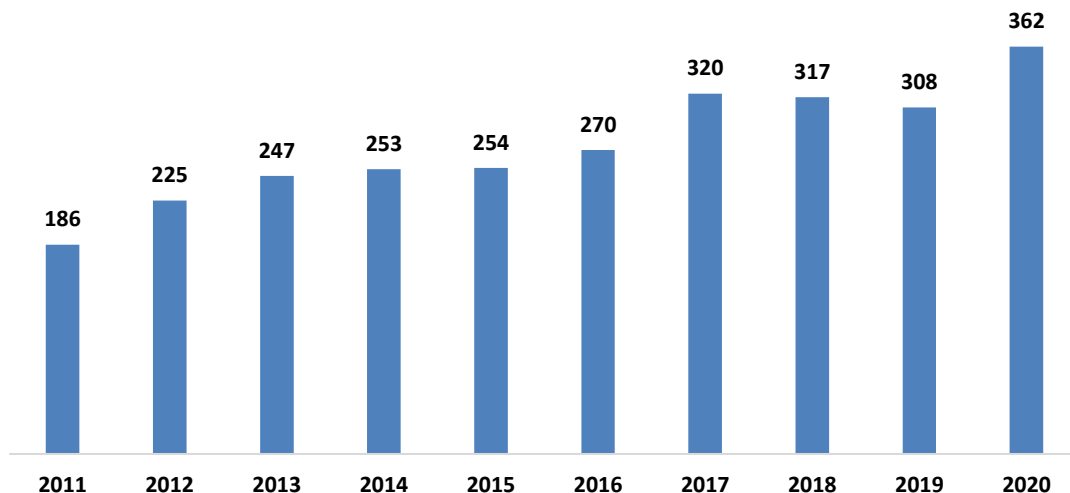
La Paz County contracts (beginning July 1, 2020) with the PCOME to certify deaths that fall under the jurisdiction of the medical examiner in La Paz County. La Paz County does not maintain an in-county Medical Examiner's office to conduct death scene investigations, transport remains, or triage deaths reportable to the medical examiner. La Paz County does provide third party transportation services, local law enforcement death scene investigation and archival support for investigations/certifications that occurred prior to July 1, 2020. The PCOME works closely with La Paz County law enforcement agencies, the public fiduciary office and funeral homes to facilitate investigations, disposition of remains and transportation respectively. The PCOME is available as needed with mass fatality planning, fatality review panels, or other medical examiner related issues in La Paz County.



TOTAL MORTALITY

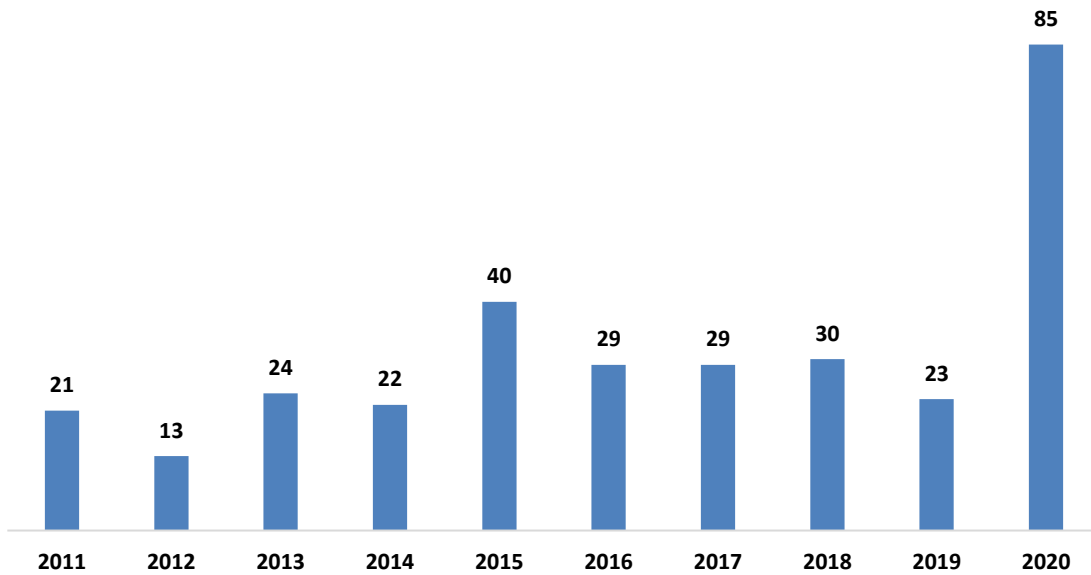
The number of deaths reported to the medical examiner's office in a given period is a reflection of the total population that the office serves. In 2020 there were 362 deaths of La Paz County residents; of these 85 (23%) were reported to the PCOME for investigation.

La Paz County Resident Mortality by Year 2011 - 2020*

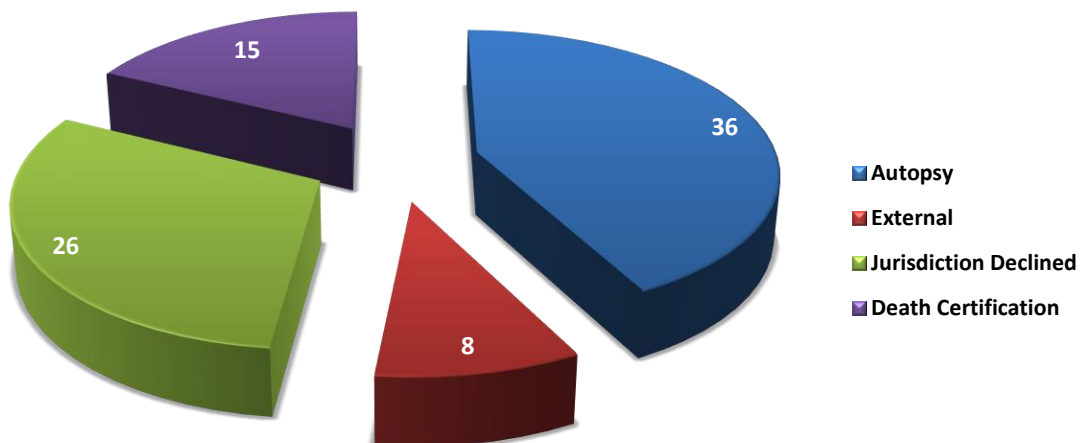


*Arizona Department of Vital Statistics as of 04/06/2021

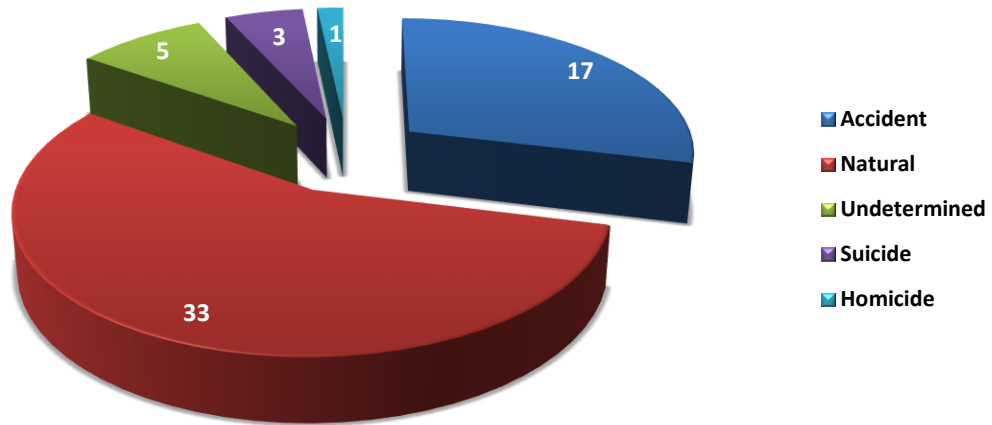
La Paz County Deaths Reported to the PCOME 2011 - 2020



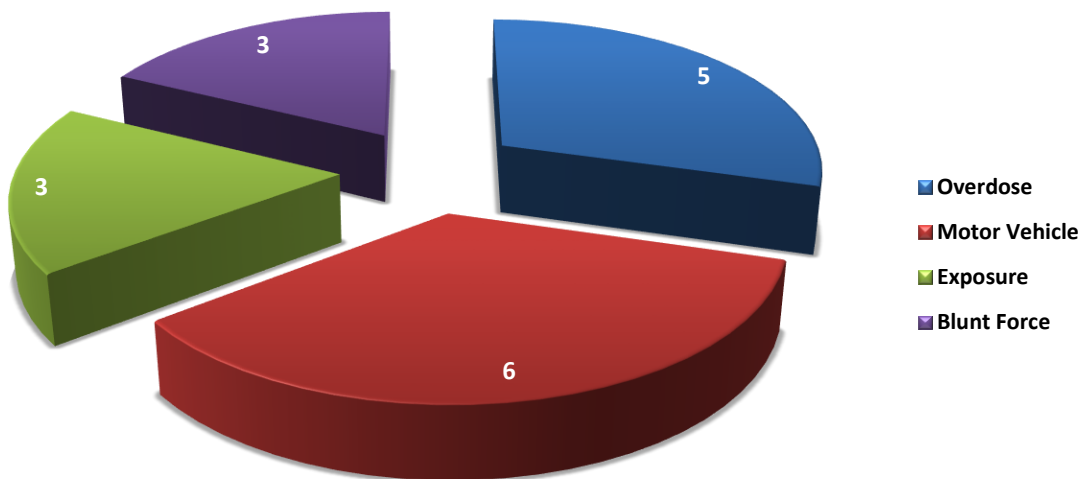
La Paz County Deaths by Type of Exam 2020



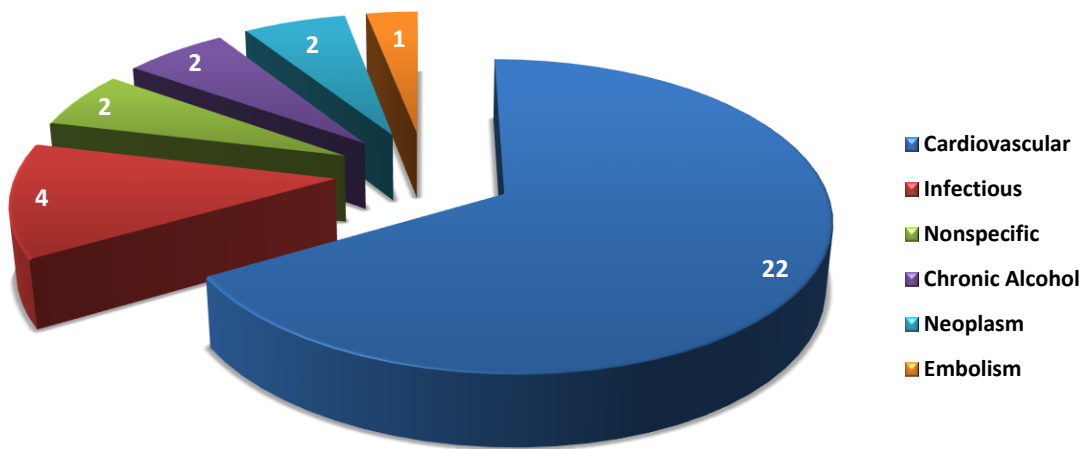
La Paz County Deaths by Manner of Death 2020



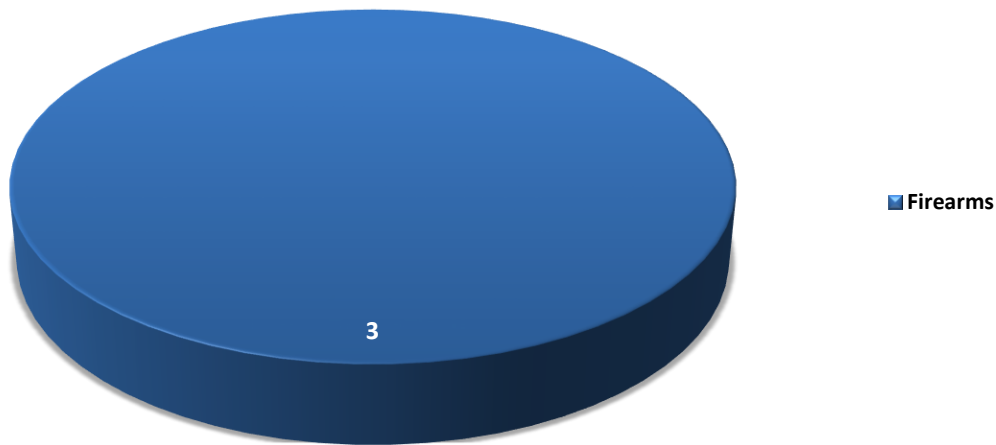
La Paz County Accident Deaths by Type 2020



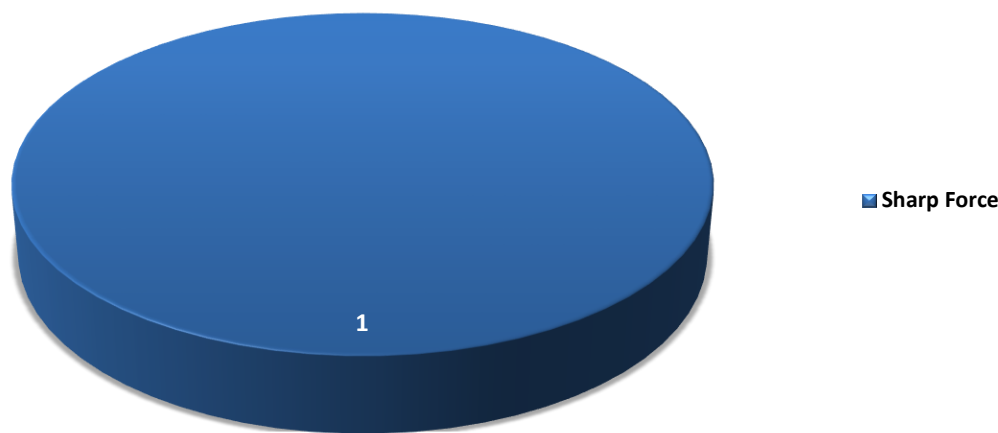
La Paz County Natural Deaths by Type 2020



La Paz County Suicide Deaths by Type 2020



La Paz County Homicide Deaths by Type 2020



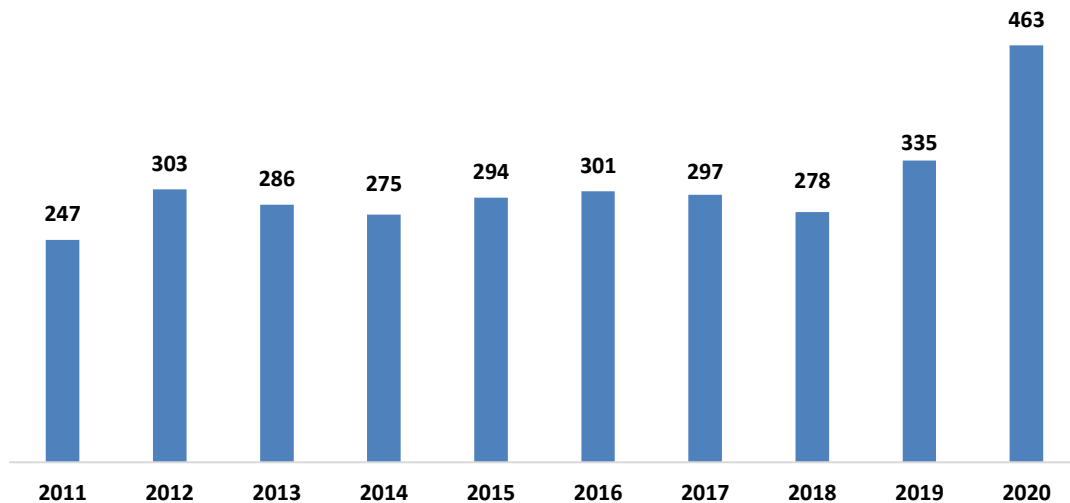
SANTA CRUZ COUNTY

Santa Cruz County does not maintain an in-county Medical Examiner's office to conduct death scene investigations, transport or examine remains, or certify deaths reportable to the medical examiner. Nor does Santa Cruz County appoint or contract with an Alternate Medical Examiner. The PCOME acts as the de-facto appointed ME for Santa Cruz County. When deaths occur in Santa Cruz County pursuant to A.R.S. §11-593, Santa Cruz County law enforcement agencies investigate the circumstances of the death and notify the PCOME as necessary.



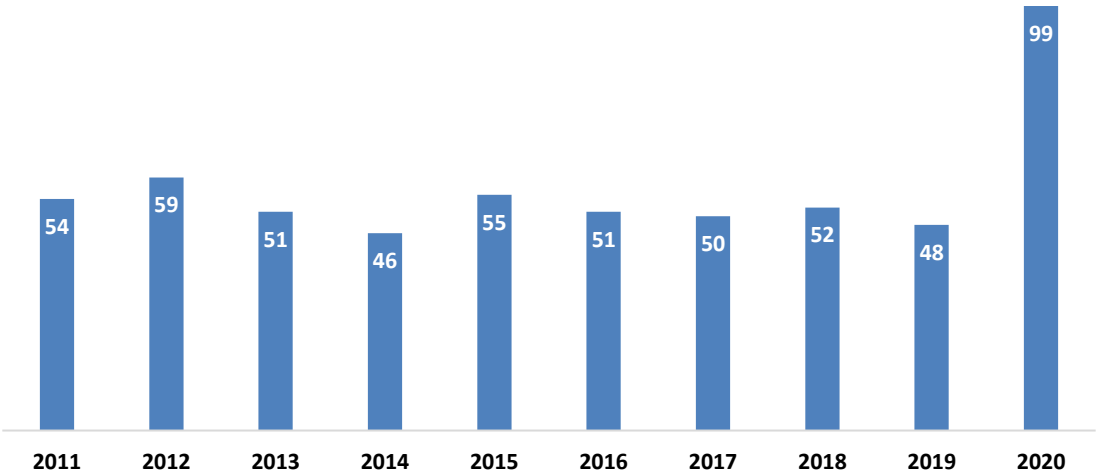
In 2020 there were 463 deaths of Santa Cruz County residents; of these 99 (21%) were reported to the PCOME for investigation and/or examination. Some pertinent statistics regarding these deaths are detailed in the tables below.

Santa Cruz County Resident Mortality by Year 2011 - 2020*

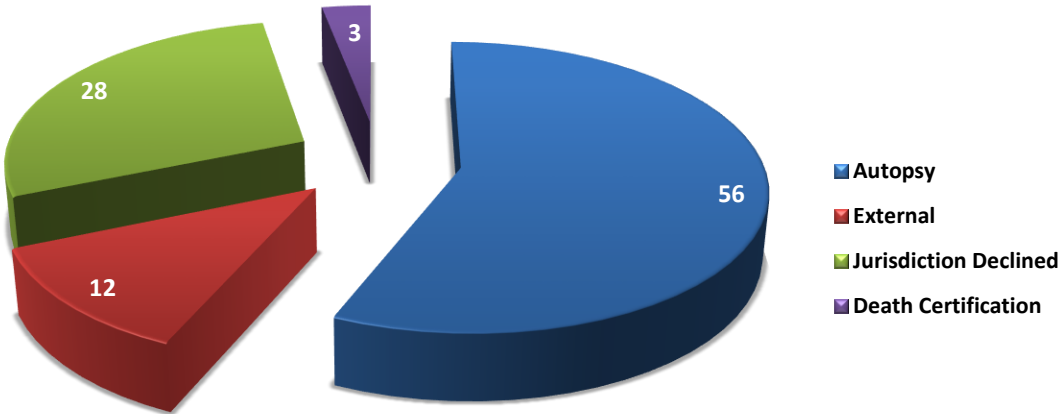


*Arizona Department of Vital Statistics as of 04/06/2021

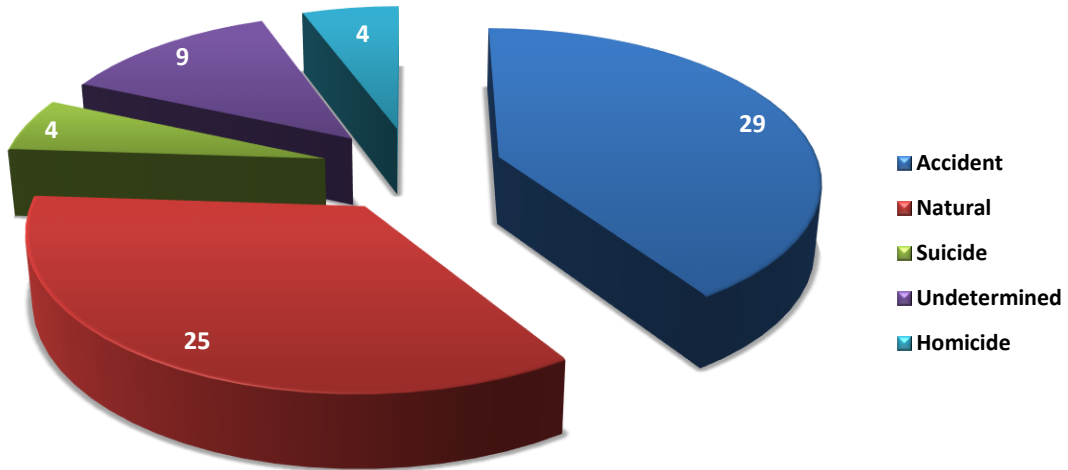
Santa Cruz County Deaths Reported to the PCOME 2011 - 2020



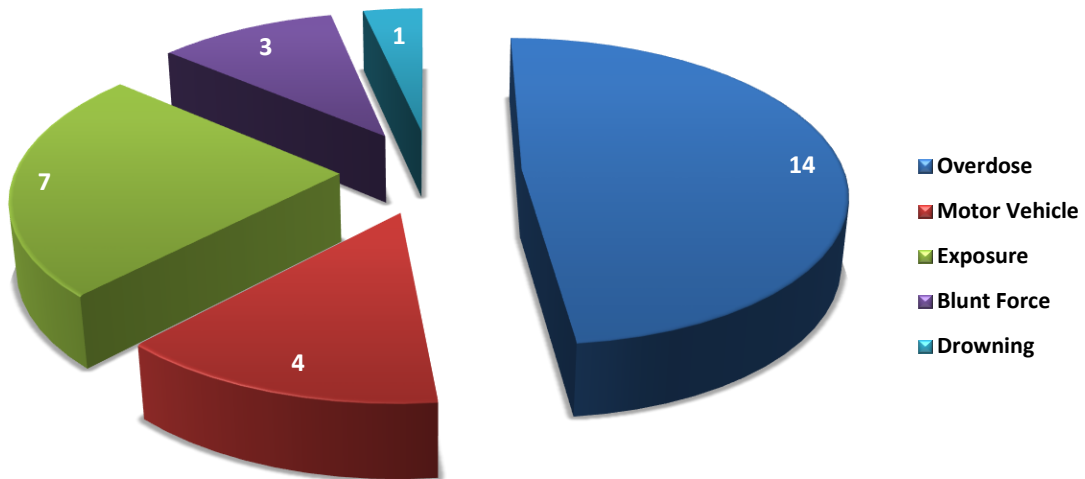
Santa Cruz County Deaths by Type of Exam 2020



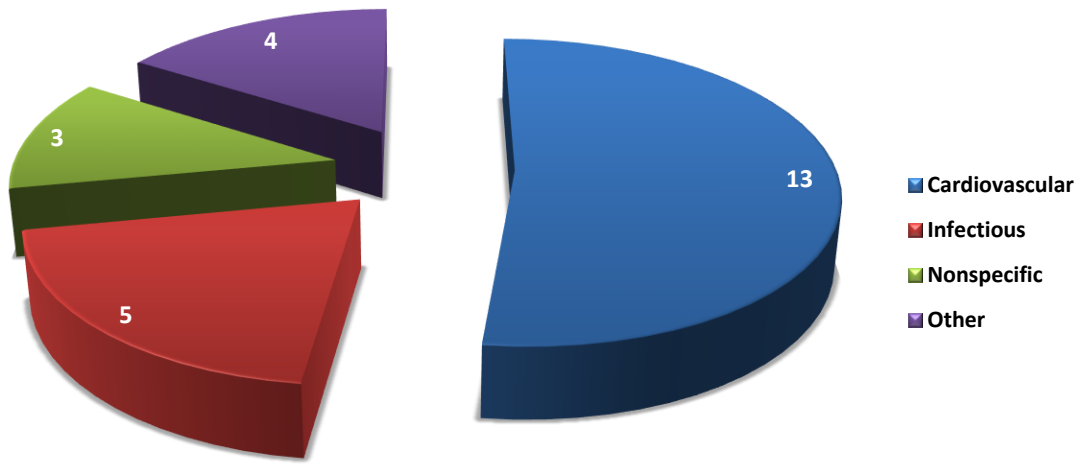
Santa Cruz County Deaths by Manner of Death 2020



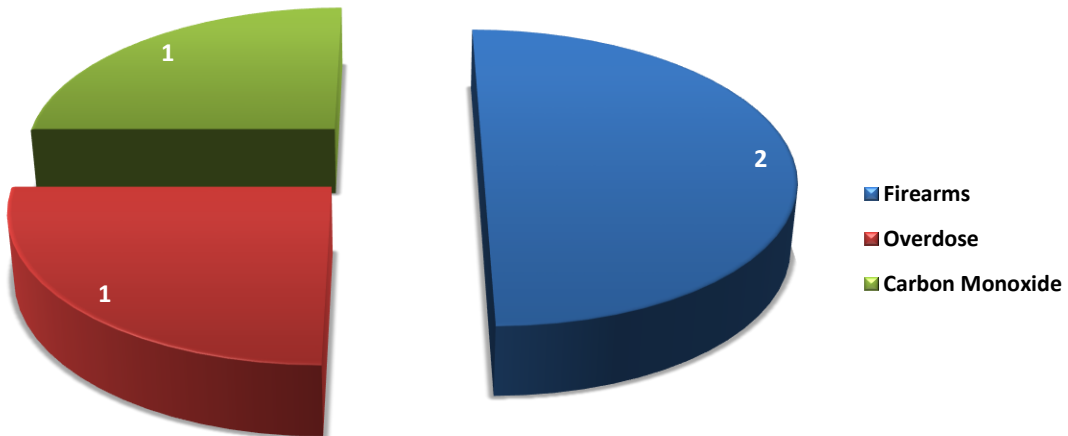
Santa Cruz County Accident Deaths by Type 2020



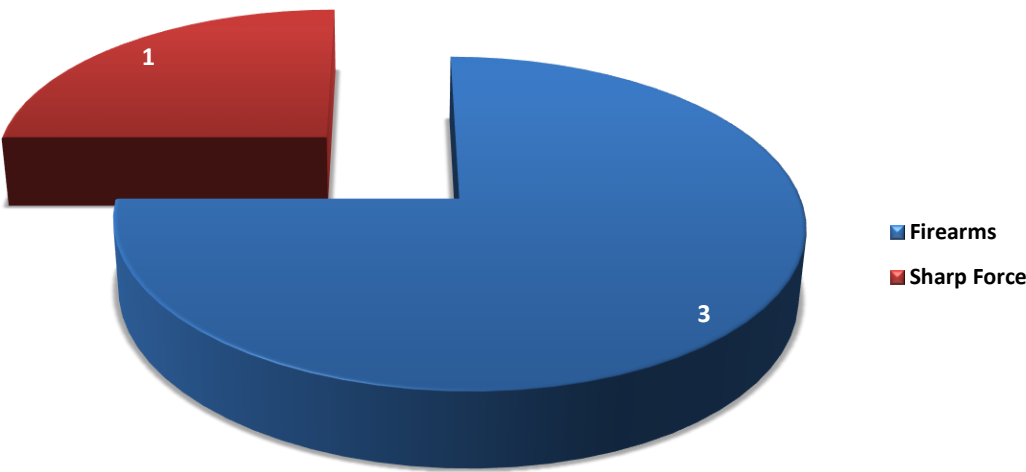
Santa Cruz County Natural Deaths by Type 2020



Santa Cruz County Suicide Deaths by Type 2020

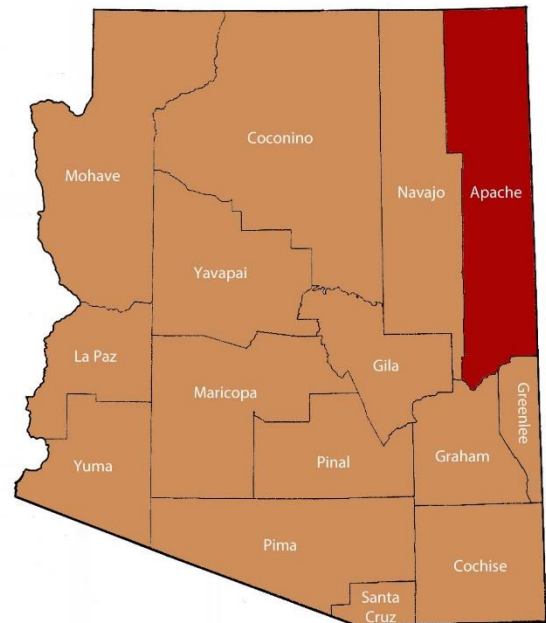


Santa Cruz County Homicide Deaths by Type 2020



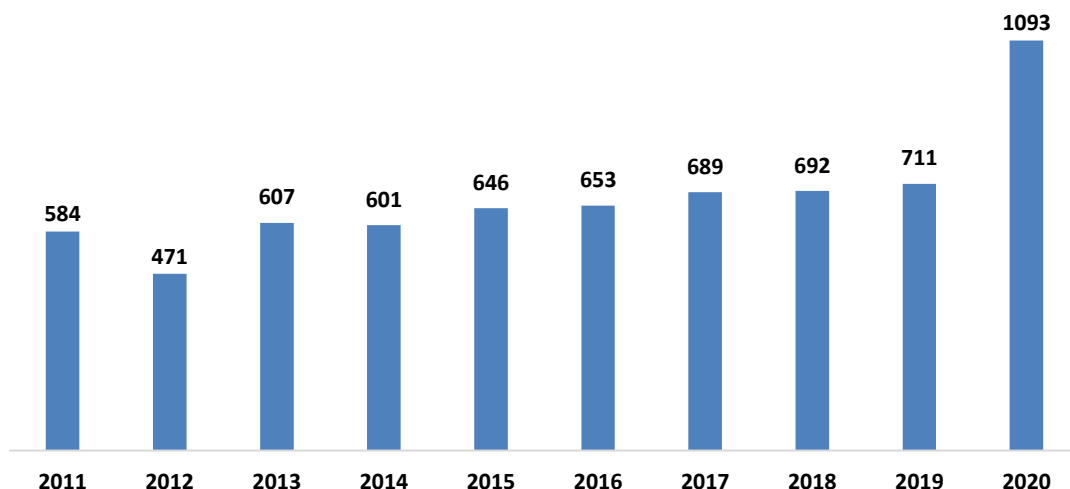
APACHE COUNTY

Apache County contracts with an appointed non-Forensic Pathologist physician(s), termed an Alternate Medical Examiner(s) (AME) (A.R.S. §11-591); who triages, investigates and certifies deaths that fall under the jurisdiction of the medical examiner in Apache County. The Apache County AME does not perform autopsy examinations and if the AME deems an autopsy is necessary to certify the cause and manner of death, the decedent may be referred to the PCOME for an examination and death certification. The PCOME is not aware of how many deaths occurring in Apache County are reported to the Apache County AME, nor the total number or types of deaths certified by the AME. The PCOME only has a record of deaths reported to, or referred for examination to Pima County. Deaths on Native American tribal lands do not have to be reported through the respective death investigation system of that County and may be reported directly to the PCOME as necessary for the needs of the appropriate agency investigating that death (Bureau of Indian Affairs (BIA), FBI or local tribal police departments).



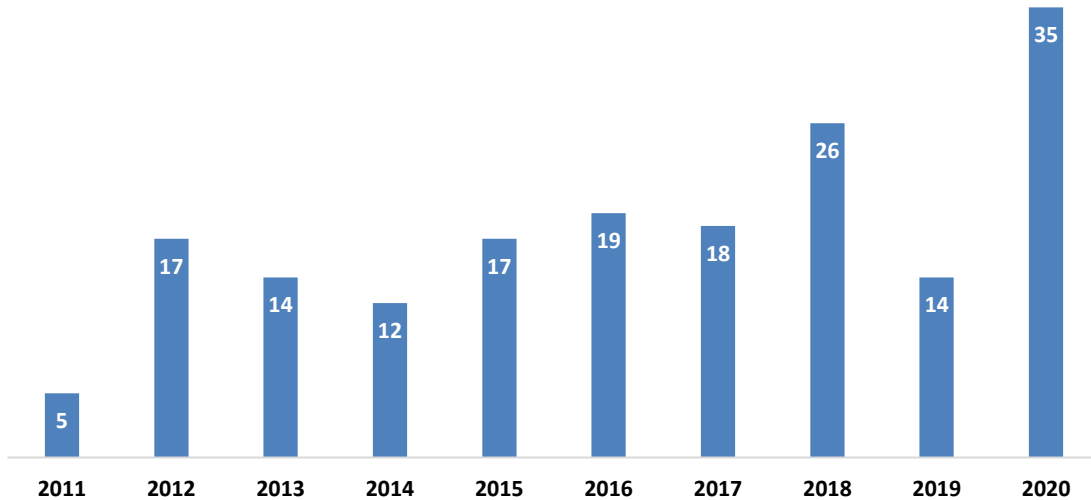
Thirty-five deaths from Apache County were reported to the PCOME in 2020, 29 of which required autopsy examinations. Some pertinent statistics regarding these deaths are detailed in the tables and graphs below.

Apache County Resident Mortality by Year 2011 - 2020*

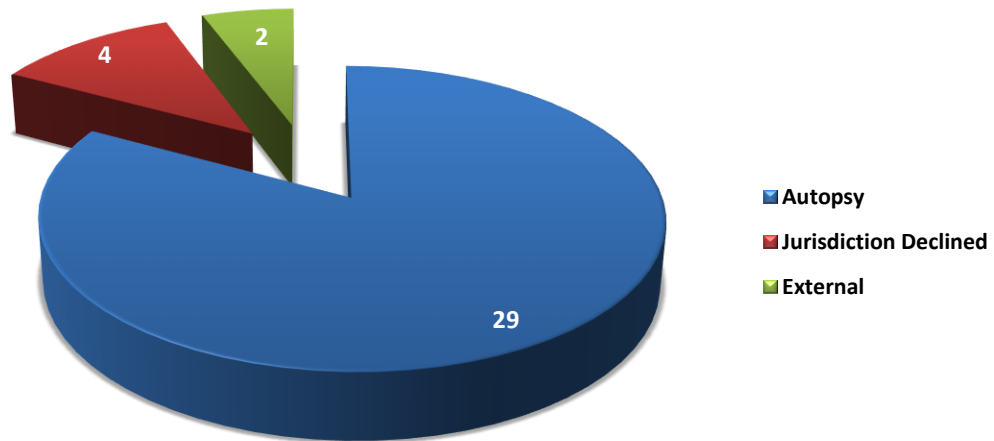


*Arizona Department of Vital Statistics as of 04/06/21

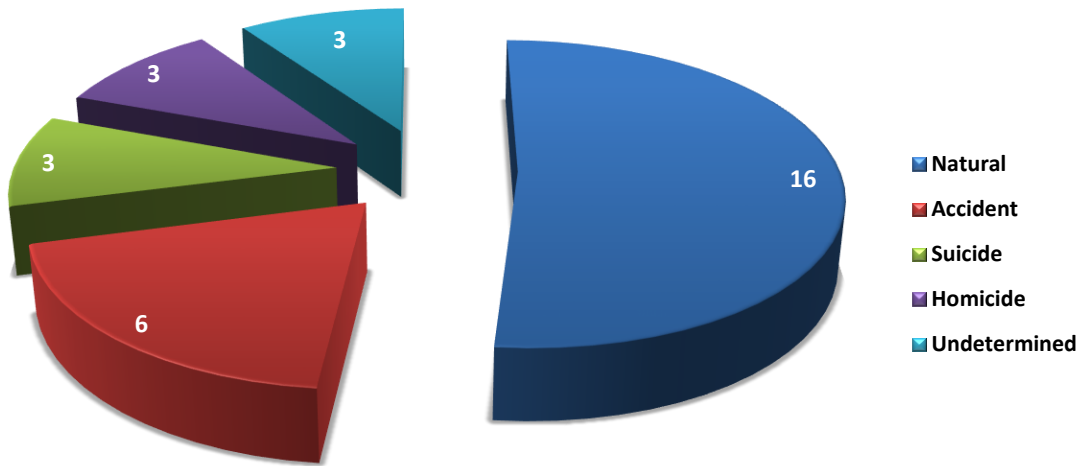
Apache County Deaths Reported to the PCOME 2011 - 2020



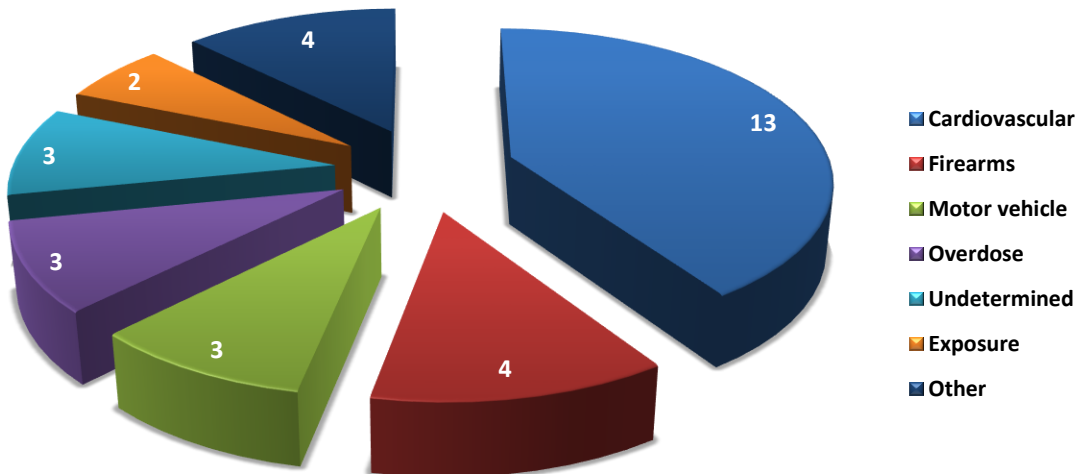
Apache County Deaths by Type of Exam 2020



Apache County Deaths by Manner of Death 2020

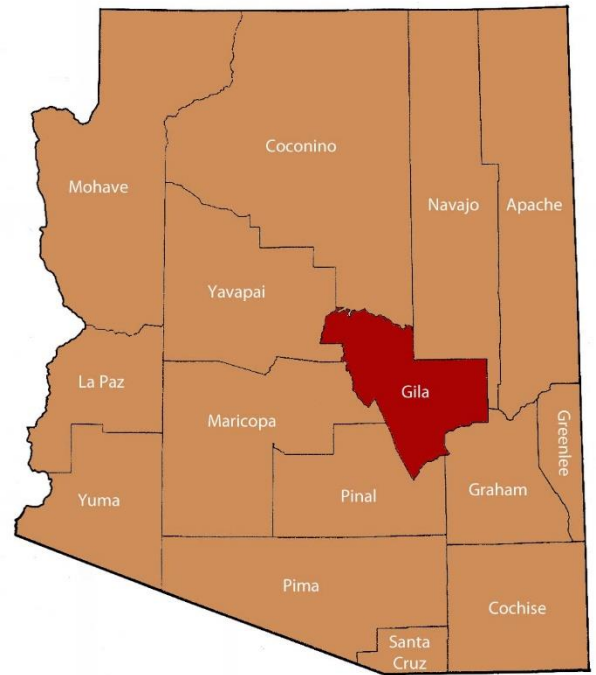


Apache County Deaths by Type of Death 2020



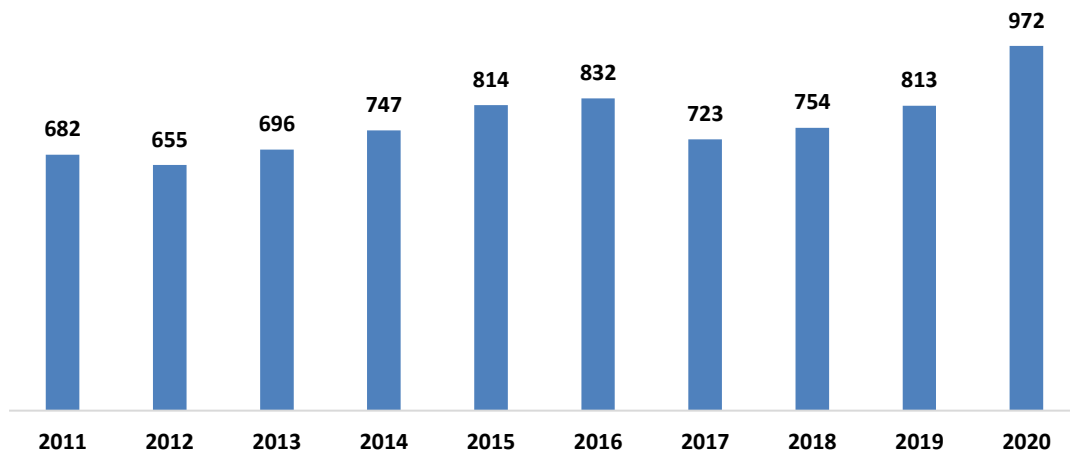
GILA COUNTY

Gila County contracts with the Pinal County Office of the Medical Examiner, who triages, investigates and certifies deaths that fall under the jurisdiction of the medical examiner (ME) in Gila County. The PCOME is not aware of how many deaths occurring in Gila County are reported to the ME, nor the total number or types of deaths certified by the ME. The PCOME only has a record of deaths reported to, or referred for examination to Pima County. Deaths on Native American tribal lands do not have to be reported through the respective death investigation system of that County and may be reported directly to the PCOME as necessary for the needs of the appropriate agency investigating that death (BIA, FBI or local tribal police departments).



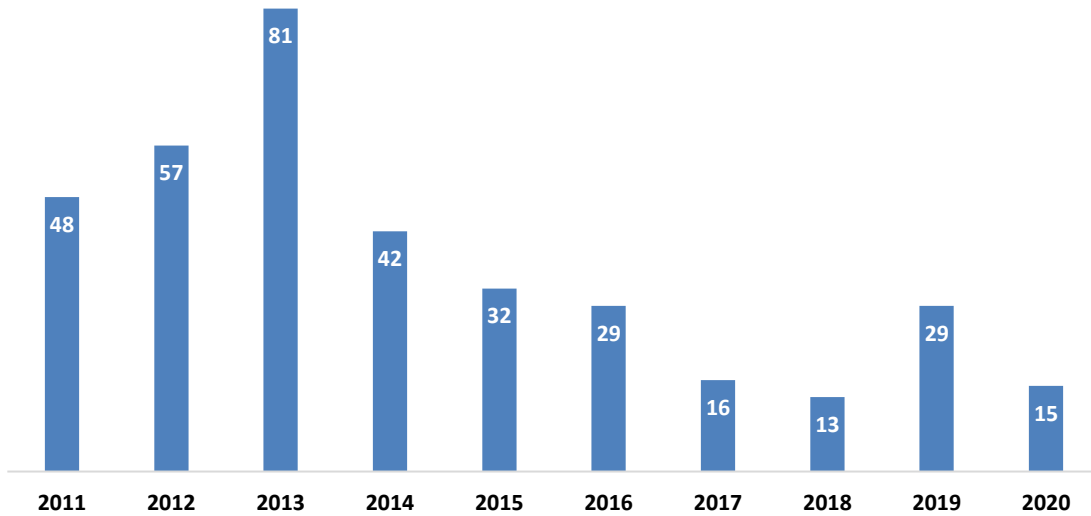
Fifteen deaths from Gila County were reported to the PCOME in 2020, 13 of which required autopsy examinations. Some pertinent statistics regarding these deaths are detailed in the tables and graphs below.

Gila County Resident Mortality by Year 2011 - 2020*

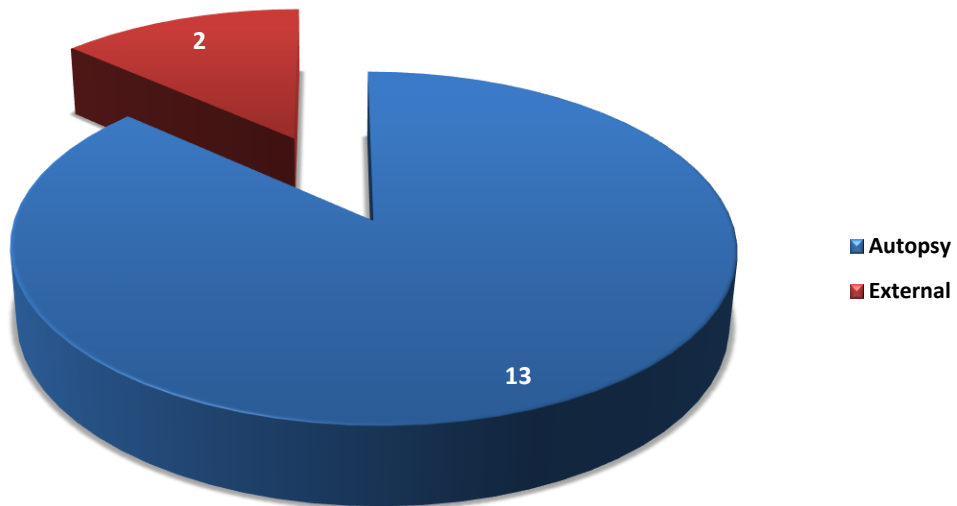


*Arizona Department of Vital Statistics as of 04/06/2021

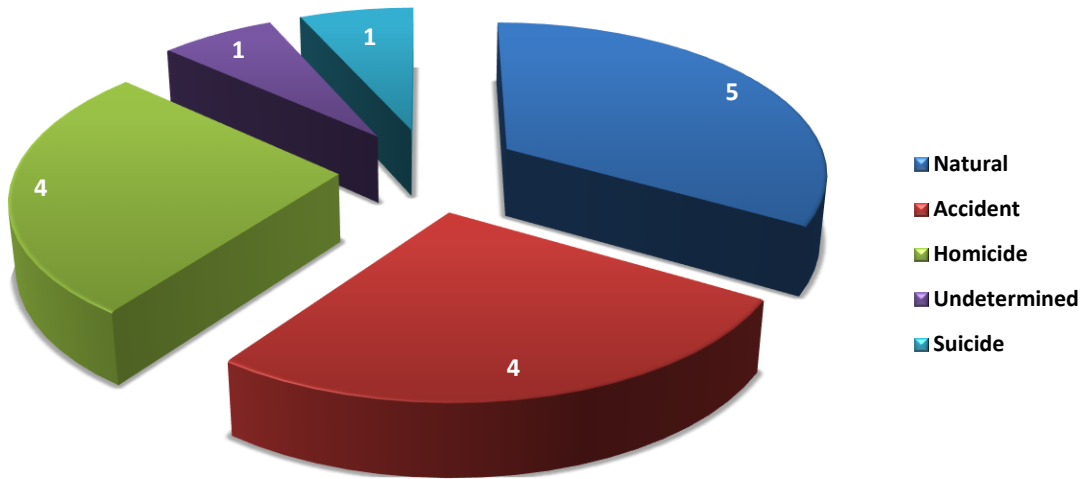
Gila County Deaths Reported to the PCOME 2011 - 2020



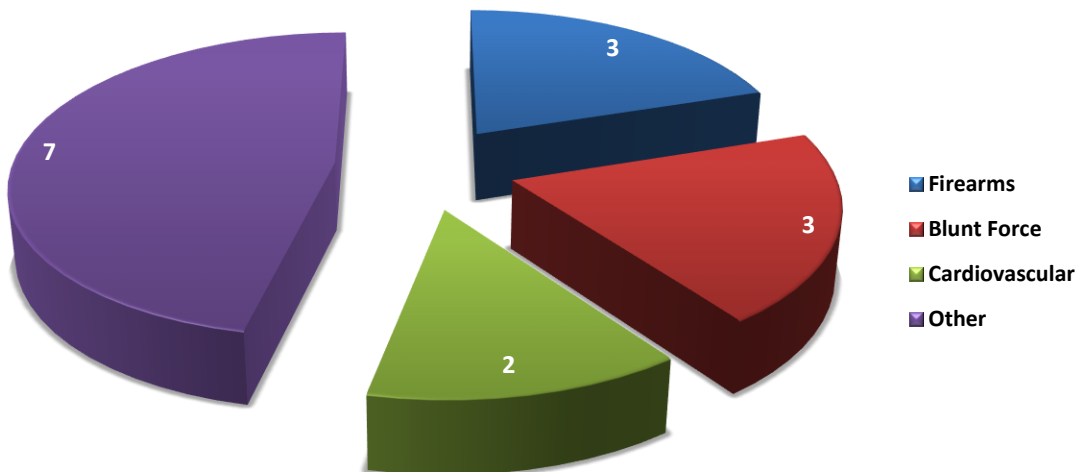
Gila County Deaths by Type of Exam 2020



Gila County Deaths by Manner of Death 2020

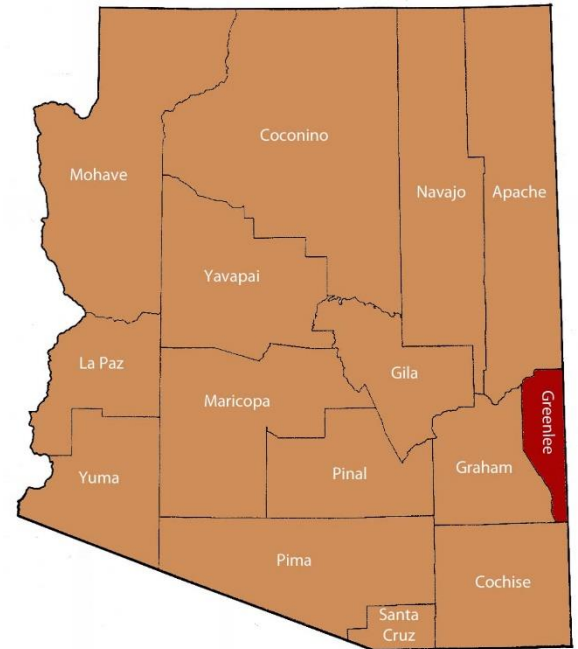


Gila County Deaths by Type of Death 2020



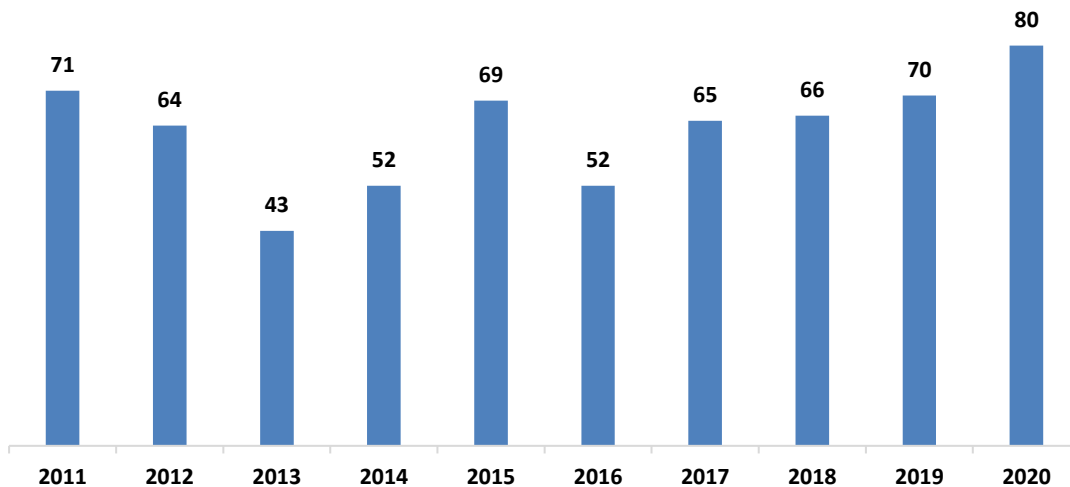
GREENLEE COUNTY

Greenlee County contracts with an appointed non-Forensic Pathologist physician(s), termed an Alternate Medical Examiner(s) (AME) (A.R.S. §11-591), who triages, investigates and certifies deaths that fall under the jurisdiction of the medical examiner in Greenlee County. The Greenlee County AME does not perform autopsy examinations and if the AME deems an autopsy is necessary to certify the cause and manner of death, the decedent may be referred to the PCOME for an examination and death certification. The PCOME is not aware of how many deaths occurring in Greenlee County are reported to the Greenlee County AME, nor the total number or types of deaths certified by the AME. The PCOME only has a record of deaths reported to, or referred for examination to Pima County. Deaths on Native American tribal lands do not have to be reported through the respective death investigation system of that County and may be reported directly to the PCOME as necessary for the needs of the appropriate agency investigating that death (BIA, FBI or local tribal police departments).



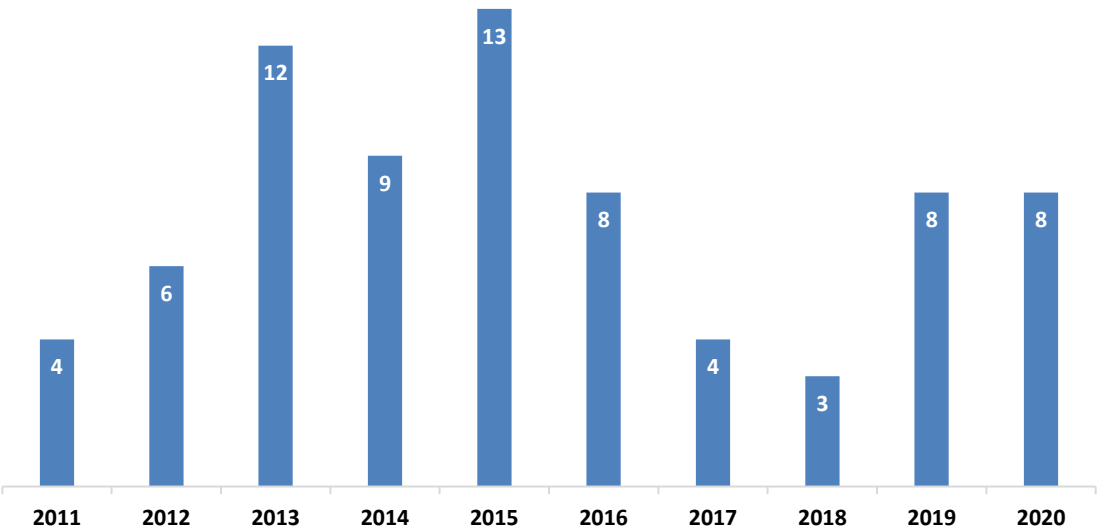
Eight deaths from Greenlee County were reported to the PCOME in 2020, 7 of which required autopsy examinations. Some pertinent statistics regarding these deaths are detailed in the tables and graphs below.

Greenlee County Resident Mortality by Year 2011 - 2020*

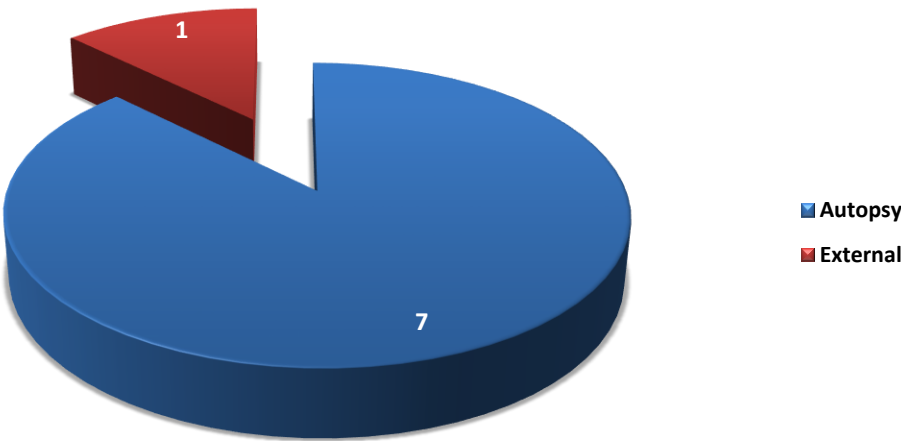


*Arizona Department of Vital Statistics as of 04/06/2021

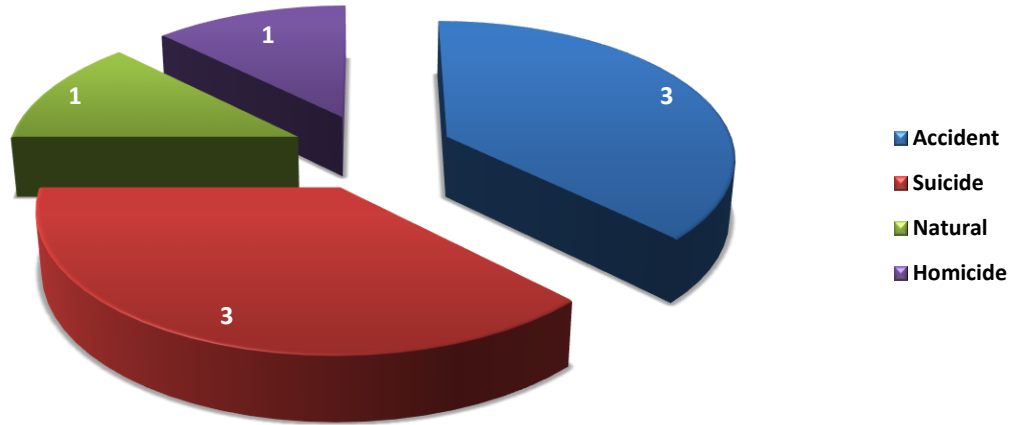
Greenlee County Deaths Reported to the PCOME 2011 - 2020



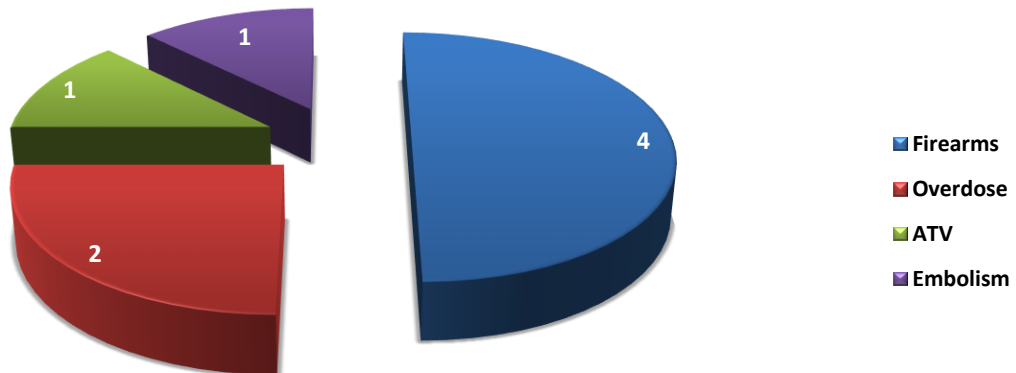
Greenlee County Deaths by Type of Exam 2020



Greenlee County Deaths by Manner of Death 2020

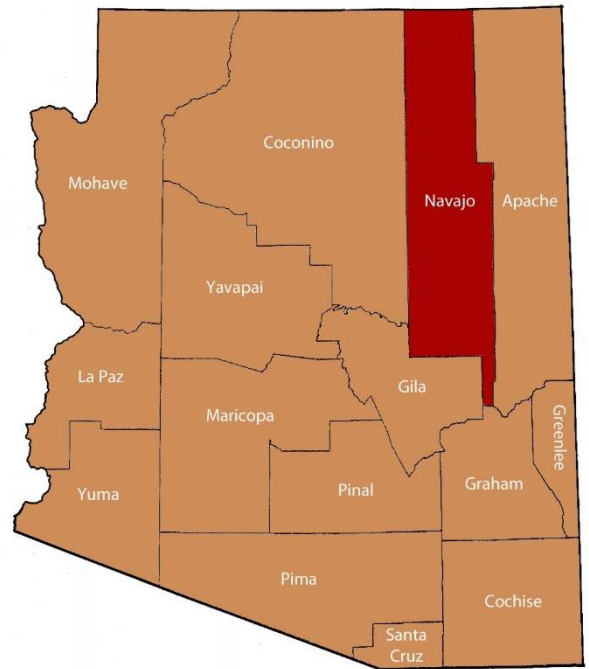


Greenlee County Deaths by Type of Death 2020



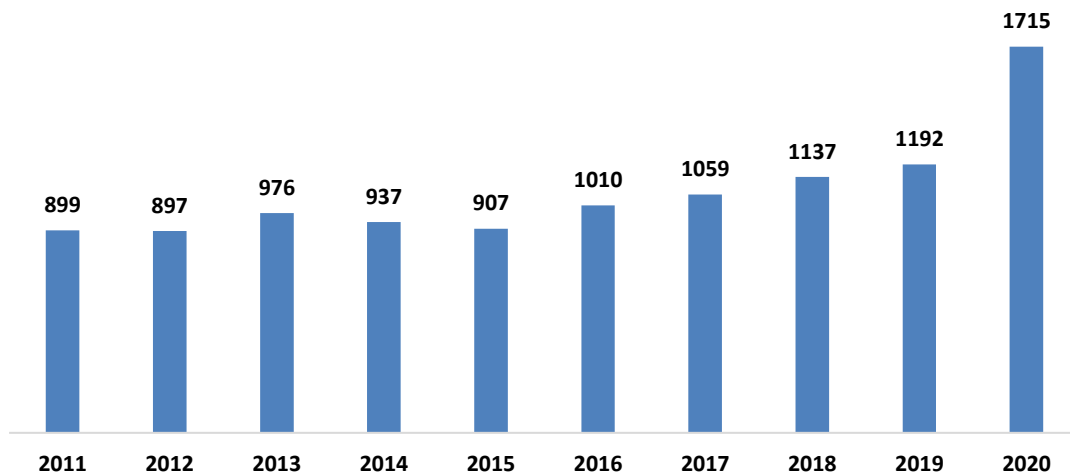
NAVAJO COUNTY

Navajo County contracts with an appointed non-Forensic Pathologist physician(s), termed an Alternate Medical Examiner(s) (AME) (A.R.S. §11-591), who triages, investigates and certifies deaths that fall under the jurisdiction of the medical examiner in Navajo County. The Navajo County AME does not perform autopsy examinations and if the AME deems an autopsy is necessary to certify the cause and manner of death, the decedent may be referred to the PCOME for an examination and death certification. The PCOME is not aware of how many deaths occurring in Navajo County are reported to the Navajo County AME, nor the total number or types of deaths certified by the AME. The PCOME only has a record of deaths reported to, or referred for examination to Pima County. Deaths on Native American tribal lands do not have to be reported through the respective death investigation system of that County and may be reported directly to the PCOME as necessary for the needs of the appropriate agency investigating that death (BIA, FBI or local tribal police departments).



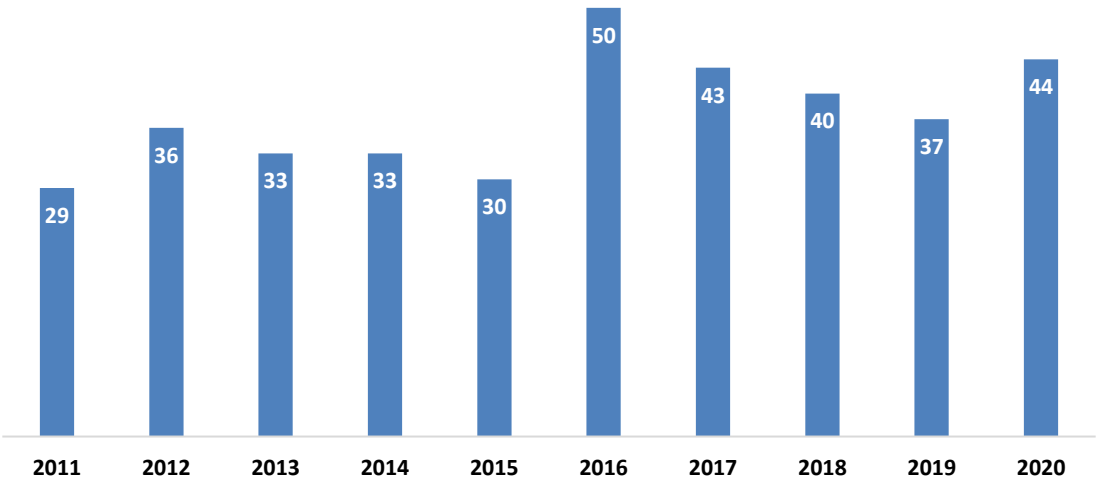
Forty-four deaths from Navajo County were reported to the PCOME in 2020, all of which required autopsy examinations. Some pertinent statistics regarding these deaths are detailed in the tables and graphs below.

Navajo County Resident Mortality by Year 2011 - 2020*

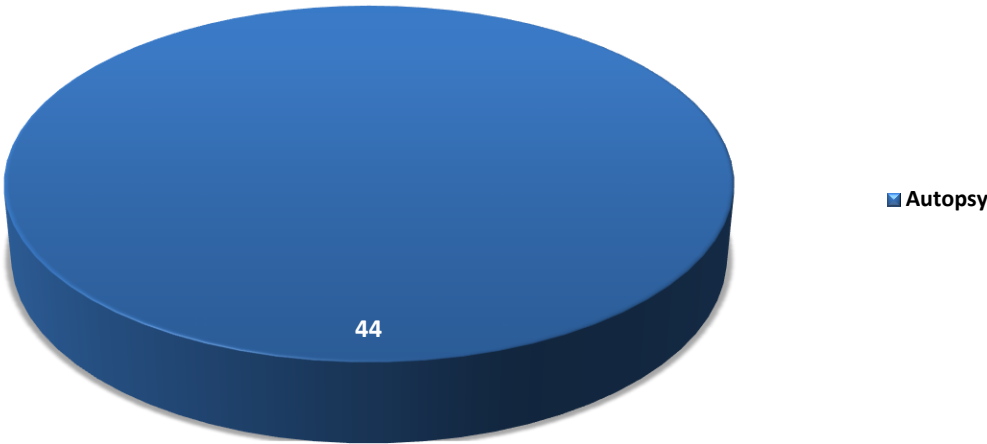


*Arizona Department of Vital Statistics as of 04/06/2021

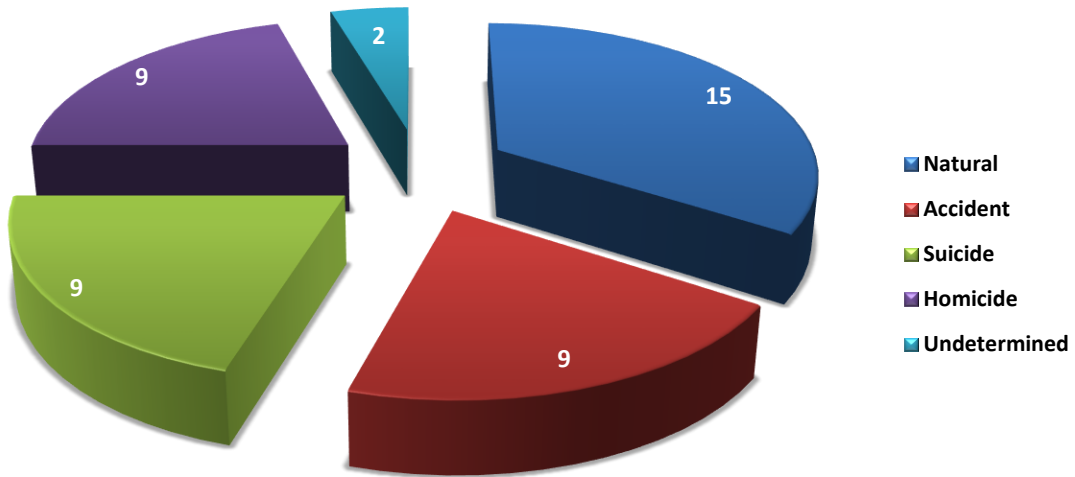
Navajo County Deaths Reported to the PCOME 2011 - 2020



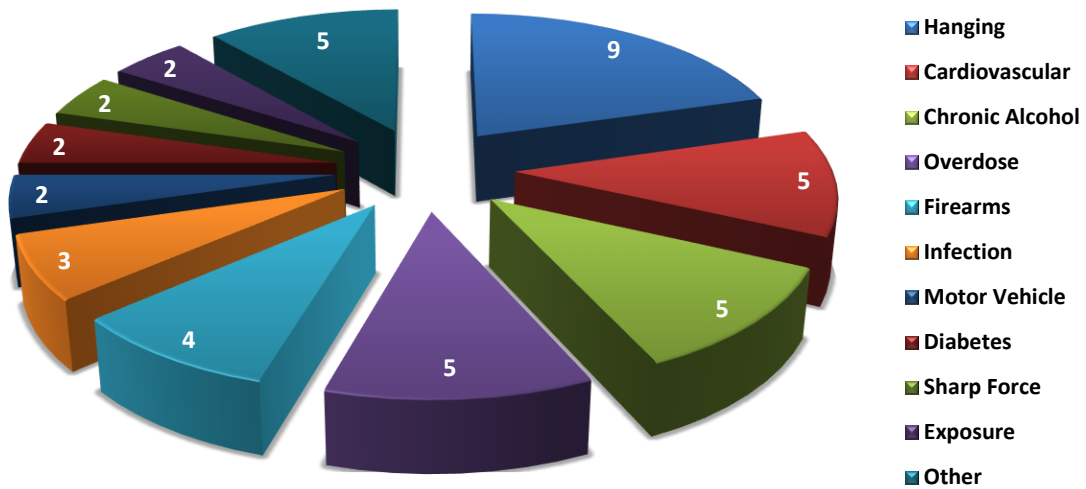
Navajo County Deaths by Type of Exam 2020



Navajo County Deaths by Manner of Death 2020



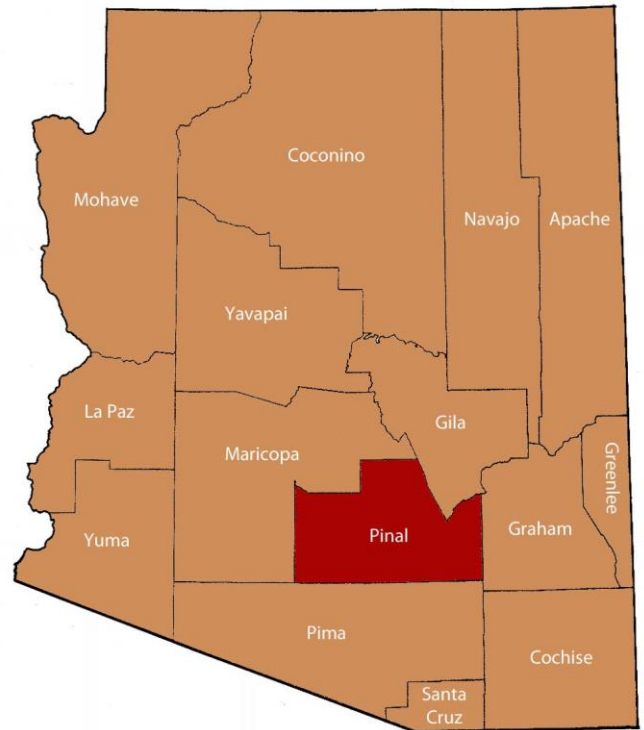
Navajo County Deaths by Type of Death 2020



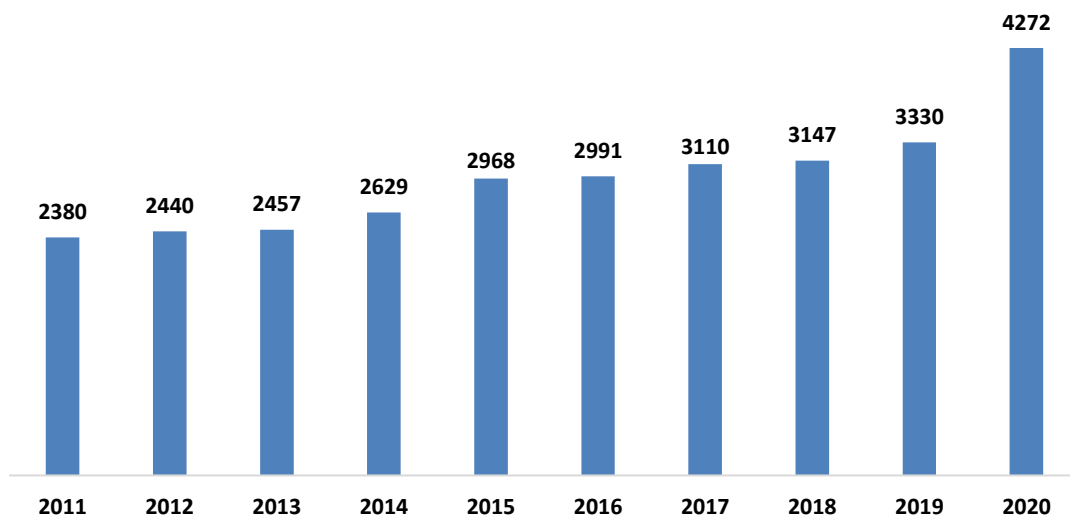
PINAL COUNTY

Pinal County appointed a Medical Examiner in December 2016 and maintains its own Medical Examiner's office staffed to conduct death scene investigations, transport remains, perform examinations and triage deaths reportable to the ME as stated in A.R.S §11-593 above. Deaths on Native American tribal lands do not have to be reported through the respective death investigation system of that County and may be reported directly to the PCOME as necessary for the needs of the appropriate agency investigating that death (BIA, FBI or local tribal police departments).

Six deaths from Pinal County were reported to the PCOME in 2020, 2 of which required autopsy examinations. Some pertinent statistics regarding these deaths are detailed in the tables and graphs below.

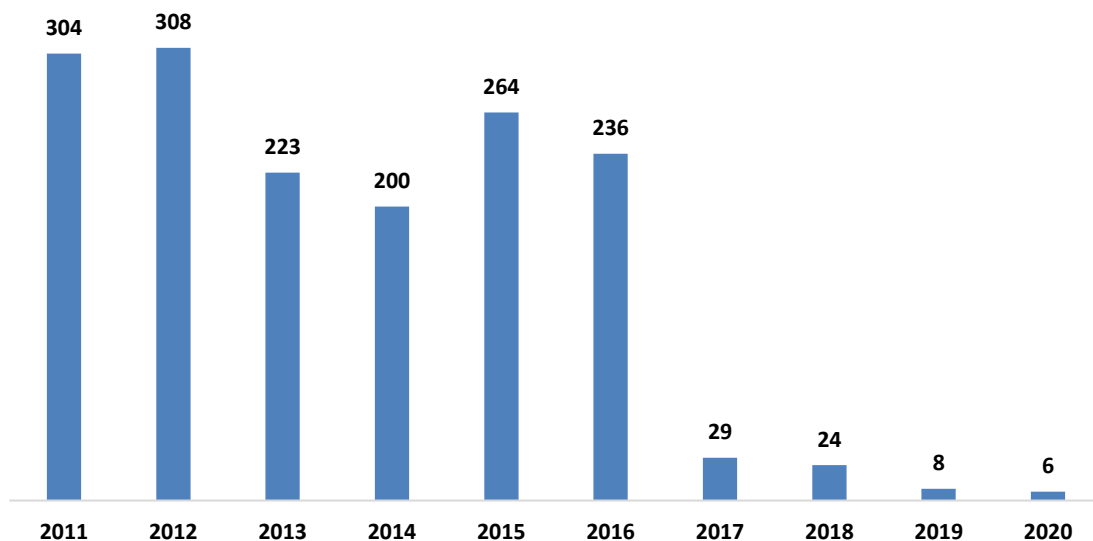


Pinal County Resident Mortality by Year 2011 - 2020*

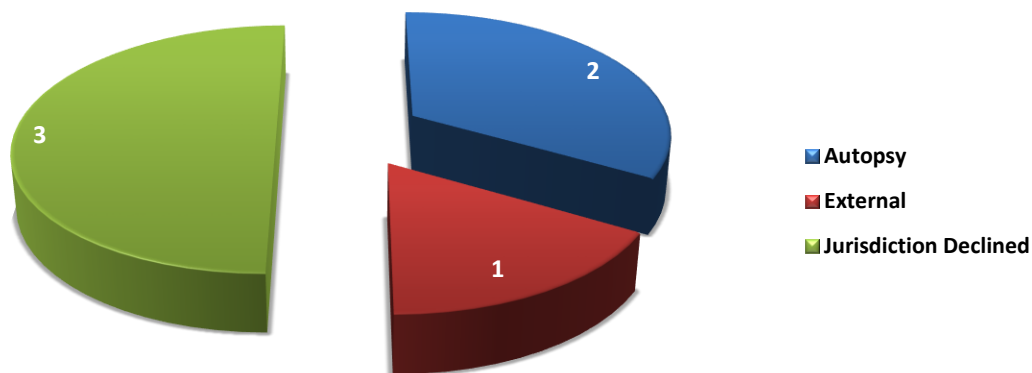


*Arizona Department of Vital Statistics as of 04/06/2021

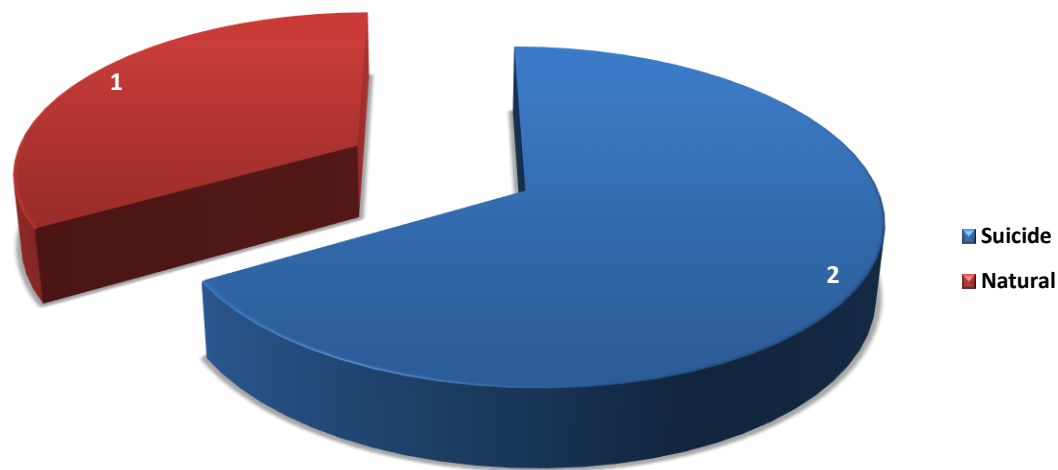
Pinal County Deaths Reported to the PCOME 2011 - 2020



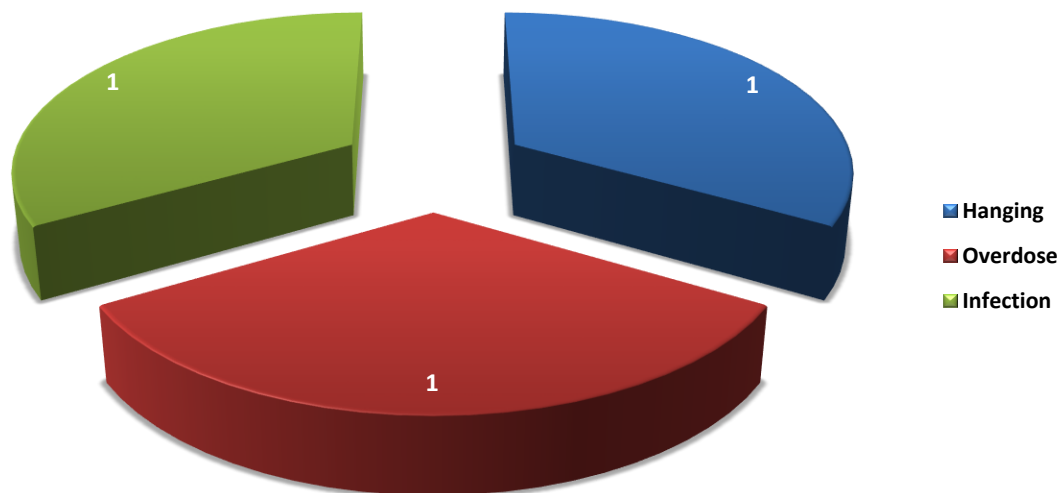
Pinal County Deaths by Type of Exam 2020



Pinal County Deaths by Manner of Death 2020



Pinal County Deaths by Type of Death 2020



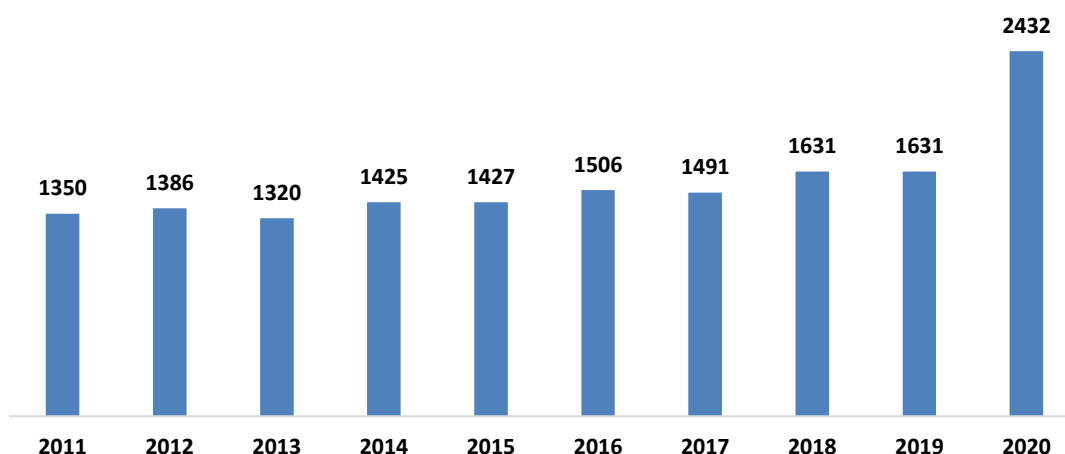
YUMA COUNTY

Yuma County contracts with, and appoints the pathology group at Yuma Regional Medical Center to serve as Medical Examiner for Yuma County. Some decedents (typically suspected homicides) are referred to the PCOME for an examination and death certification at the discretion of the Yuma County Medical Examiner's Office prior to July 1, 2020. The PCOME discontinued this arrangement after July 1, 2020. The Yuma County Medical Examiner's Office historically issued its own Annual Report. Please reference that report, if it is still being published, for details concerning deaths occurring in Yuma County that are not referred to the PCOME.



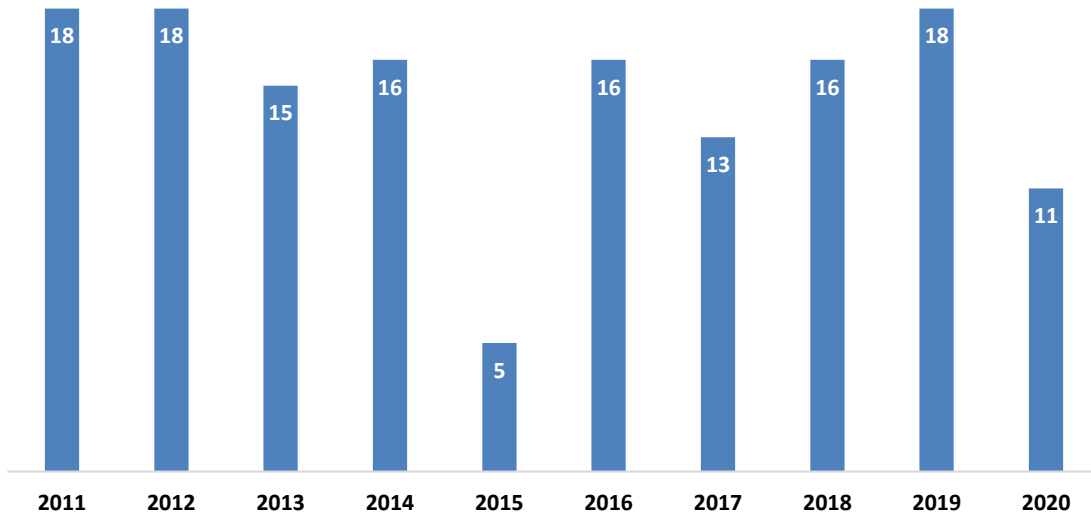
Eleven deaths from Yuma County were reported to the PCOME in 2020, ten of which required autopsy examinations. Some pertinent statistics regarding these deaths are detailed in the tables below.

Yuma County Resident Mortality by Year 2011 - 2020*

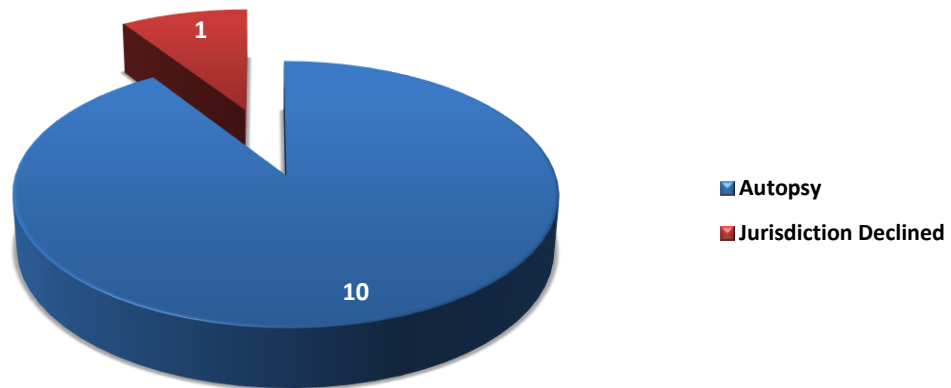


*Arizona Department of Vital Statistics as of 04/06/2021

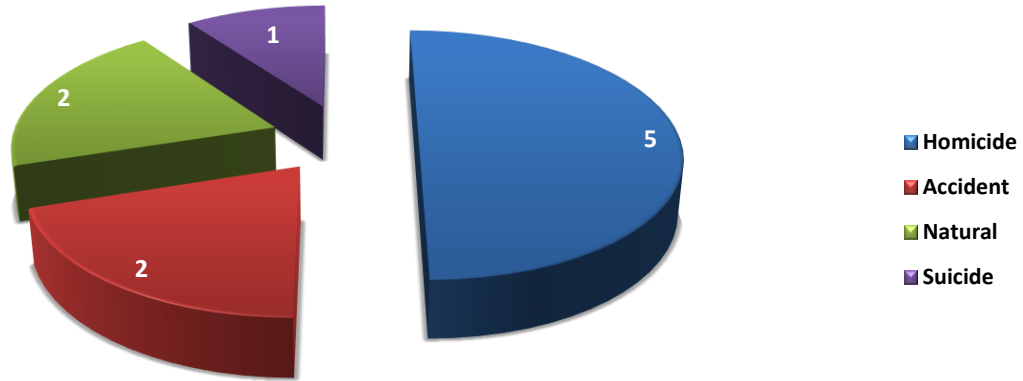
Yuma County Deaths Reported to the PCOME 2011 - 2020



Yuma County Deaths by Type of Exam 2020



Yuma County Deaths by Manner of Death 2020



Yuma County Deaths by Type of Death 2020

